

# FAIRVIEW SELECT™

FUNGICIDE

FLUAZINAM	GROUP	29	FUNGICIDE
TEBUCONAZOLE	GROUP	3	FUNGICIDE

**For use to control diseases of turfgrasses on golf courses only.**

**ACTIVE INGREDIENTS:**

Fluazinam: 3-chloro-N-[3-chloro-2,6-dinitro-4-trifluoromethyl)phenyl]-5-trifluoromethyl-2-pyridinamine (CA) . . . . . 17.0%

Tebuconazole: a-[2-(4-chlorophenyl)ethyl]-a-(1,1-dimethyl)-1H-1,2,4-triazole-1-ethanol . . . . . 17.6%

**OTHER INGREDIENTS:** . . . . . 65.4%

**TOTAL:** . . . . . 100.0%

Contains 1.59 pounds fluazinam per gallon

Contains 1.65 pounds tebuconazole per gallon

## KEEP OUT OF REACH OF CHILDREN CAUTION


Si usted no entiende la etiqueta, busque a alguien para que se la explique a usted en detalle.  
(If you do not understand the label, find someone to explain it to you in detail.)

FIRST AID	
<b>IF SWALLOWED:</b>	<ul style="list-style-type: none"> <li>• Call a poison control center or doctor immediately for treatment advice.</li> <li>• Have person sip a glass of water if able to swallow.</li> <li>• Do not induce vomiting unless told to by a poison control center or doctor.</li> <li>• Do not give anything by mouth to an unconscious person.</li> </ul>
<b>IF ON SKIN:</b>	<ul style="list-style-type: none"> <li>• Take off contaminated clothing.</li> <li>• Rinse skin immediately with plenty of water for 15-20 minutes.</li> <li>• Call a poison control center or doctor for treatment advice.</li> </ul>
<b>IF INHALED:</b>	<ul style="list-style-type: none"> <li>• Move person to fresh air.</li> <li>• If person is not breathing, call 911 or an ambulance, then give artificial respiration, preferably by mouth-to-mouth, if possible.</li> <li>• Call a poison control center or doctor for further treatment advice.</li> </ul>
NOTE TO PHYSICIAN	
Probable mucosal damage may contraindicate the use of gastric lavage.	
HOTLINE NUMBER	
Have the product container or label with you when calling a poison control center or doctor, or going for treatment. For emergency information concerning this product, call your poison control center at 1-800-222-1222. For Chemical Spill, Leak, Fire, or Exposure, call CHEMTREC 1-800-424-9300.	

**EPA Reg. No. 89442-46**



Manufactured By:  
Prime Source, LLC  
P.O. Box 250  
10025 US 264 Alternate  
Middlesex, NC 27557



# FAIRVIEW SELECT™

FUNGICIDE

## PRECAUTIONARY STATEMENTS HAZARDS TO HUMANS AND DOMESTIC ANIMALS

**CAUTION:** Harmful if swallowed. Harmful if absorbed through skin. Avoid contact with skin, eyes, or clothing. Prolonged or frequently repeated skin contact may cause allergic reactions in some individuals. Wash thoroughly with soap and water after handling and before eating, drinking, chewing gum, using tobacco, or using the toilet. Remove contaminated clothing and wash before use.

### PERSONAL PROTECTIVE EQUIPMENT (PPE)

**Applicators and other handlers must wear:**

- Long-sleeved shirt, long pants
- Chemical-resistant gloves made of any waterproof material
- Chemical resistant footwear and socks

Discard clothing and other absorbent materials that have been drenched or heavily contaminated with this product's concentrate. **DO NOT** reuse them. Follow manufacturer's instructions for cleaning/maintaining PPE. If no such instructions for washables exist, use detergent and hot water. Keep and wash PPE separately from other laundry.

### ENGINEERING CONTROLS

When handlers use closed systems, or enclosed cabs, in a manner that meets the requirements listed in the Worker Protection Standard (WPS) for agricultural pesticides [40 CFR 170.240(d)(4-6)], the handler PPE requirements may be reduced or modified as specified in the WPS.

**IMPORTANT:** When reduced PPE is worn because a closed system is being used, handlers must be provided all PPE specified above for "applicators and other handlers" and have such PPE immediately available for use in an emergency, including a spill or equipment break down. **DO NOT** allow contact between contaminated sprayer parts and unprotected skin. Ensure sprayer is washed down daily.

### USER SAFETY RECOMMENDATIONS

**Users should:**

- Remove clothing/PPE immediately if pesticide gets inside. Then wash thoroughly and put on clean clothing.
- Remove PPE immediately after handling this product. Wash the outside of gloves before removing. As soon as possible, wash thoroughly and change into clean clothing.

### ENVIRONMENTAL HAZARDS


This product is toxic to fish and aquatic invertebrates. **DO NOT** apply directly to water, to areas where surface water is present, or to intertidal areas below the mean high water mark. **DO NOT** contaminate water when disposing of equipment washwater or rinsate. **DO NOT** apply when weather conditions favor drift from treated areas. Runoff and drift from treated areas may be hazardous to aquatic organisms in neighboring areas.

**Groundwater Advisory:** Tebuconazole is known to leach through soil into ground under certain conditions as a result of label use. Use of this chemical in areas where soils are permeable, particularly where the water table is shallow, may result in groundwater contamination.

**Surface Water Advisory:** This product may contaminate water through drift of spray in wind. This product has a high potential for runoff for several months or more after application. Poorly draining soils and soils with shallow water tables are more prone to runoff that contains this product. **DO NOT** cultivate within 25 feet of permanent water bodies (lakes, reservoirs, rivers, permanent streams, marshes or natural ponds, and estuaries) so as to allow growth of a vegetative filter strip. Runoff of this product will be reduced by avoiding applications when rainfall is forecasted within 48 hours.

### PHYSICAL CHEMICAL HAZARDS

**DO NOT** mix or allow coming in contact with oxidizing agents. Hazardous chemical reaction may occur.



# FAIRVIEW SELECT™

FUNGICIDE

## DIRECTIONS FOR USE

It is a violation of Federal law to use this product in a manner inconsistent with its labeling. Failure to follow the use directions and precautions on this label may result in turf injury, poor disease control, and/or illegal residues. **DO NOT** apply this product in a way that will contact workers or other persons, either directly or through drift. Only protected handlers may be in the area during application. For any requirements specific to your State or Tribe, consult the State or Tribal agency responsible for pesticide regulation.

### NON-AGRICULTURAL USE REQUIREMENTS

The requirements in this box apply to uses of this product that are NOT within the scope of the Worker Protection Standard for agricultural pesticides (40 CFR Part 170). The WPS applies when this product is used to produce agricultural plants on farms, forests, nurseries, or greenhouses. Turfgrasses on golf courses are not within the scope of the Worker Protection Standard.

**Do not** enter treated areas until sprays have dried.

### PRODUCT INFORMATION

This product is a broad-spectrum fungicide for use to control diseases of turfgrasses on golf courses only.

This product may be applied with all types of spray equipment normally used for ground applications on golf courses. Apply this product in sufficient water to obtain adequate uniform coverage of the turf. Apply in a minimum spray volume of 40 gals. of water per acre up to 132 gals. of water per acre.


### USE RESTRICTIONS:

- For use on golf course turf only.
- **DO NOT** apply this product to home lawns (turf) or any other residential turf or sod farms.
- **DO NOT** apply this product by aerial application.
- **DO NOT** apply this product through any irrigation system.
- **DO NOT** apply this product within 25 feet of permanent water bodies including lakes, reservoirs, rivers, permanent streams, marshes or natural ponds, and estuaries.
- **DO NOT** apply this product within 100 feet of any water bodies that connect with any off-site water bodies including a freshwater lake, pond, river, stream or wetland in the State of New York.
- **DO NOT** apply this product when the wind direction is toward aquatic areas to minimize drift to these areas.
- **DO NOT** cultivate within 10 feet of an aquatic area to allow growth of a vegetative strip.
- **DO NOT** use clippings for animal feed.
- **DO NOT** apply more than 1.3 fl. oz./1,000 sq. ft. (57 fl. oz. per acre) (0.708 lb. a.i./A fluazinam) (0.735 lb. a.i./A tebuconazole) in a single application.
- **DO NOT** apply more than six (6) applications at 1.3 fl. oz./1,000 sq. ft. (57 fl. oz. per acre) (0.708 lb. a.i./A fluazinam) (0.735 lb. a.i./A tebuconazole) per year.
- **DO NOT** exceed 7.8 fl. oz./1,000 sq. ft. (2.65 gallons per acre) (4.379 lbs. a.i./A tebuconazole) (4.220 lbs. a.i./A fluazinam) of this product per acre per year.
- **DO NOT** exceed 3.9 fl. oz. of this product per 1,000 sq. ft. (1.33 gals. per acre) (2.189 lbs. a.i./A tebuconazole) (2.110 lbs. a.i./A fluazinam) per year in the State of New York.
- **DO NOT** enter treated areas until sprays have dried.
- Minimum Retreatment Interval time is 14 days.
- Avoiding spray drift at the application site is the responsibility of the applicator. The interaction of many equipment- and weather-related factors determine the potential for spray drift. The applicator is responsible for considering all these factors when making decisions.
- Where states have more stringent regulations, they must be observed.



**PRIME SOURCE**

Manufactured By:  
Prime Source, LLC  
P.O. Box 250  
10025 US 264 Alternate  
Middlesex, NC 27557



# FAIRVIEW SELECT™

FUNGICIDE

## INTEGRATED PEST MANAGEMENT

This product is an excellent disease control agent when used according to label directions for control of a broad-spectrum of listed plant diseases. This product is for use in programs which are compatible with the principles of Integrated Pest Management (IPM), which may include the use of disease resistant crop varieties, cultural practices, biological control agents, pest scouting and disease forecasting systems aimed at preventing economic pest damage and reducing unnecessary applications of pesticides. Practices known to reduce disease development should be followed. Consult your State Cooperative Extension Service or local agricultural authorities for additional IPM strategies established in your area. This product may be used in State Agricultural Extension advisory (disease forecasting) programs that recommend application timing based on environmental factors which favor disease development.

## RESISTANCE MANAGEMENT

For resistance management, please note that **Fairview Select** contains both Fluazinam and Tebuconazole. Fluazinam is classified in the 2,6-dinitro-anilines chemical class as a 29, respiration inhibitors. Tebuconazole is classified in the triazoles chemical class as a 3, sterol synthesis. Any fungal population may contain individuals naturally resistant to **Fairview Select** and other 29 or 3 fungicides. A gradual or total loss of pest control may occur over time if these fungicides are used repeatedly in the same fields. Appropriate resistance management strategies should be followed.

To delay fungicide resistance, take one or more of the following steps:

- Rotate the use of **Fairview Select** or other 29 or 3 fungicides within a growing season sequence with different groups that control the same pathogens.
- Use tank mixtures with fungicide from a different group that are equally effective on the target pest when such use is permitted. Use at least the minimum application rate as labeled by the manufacturer.
- Adopt an integrated disease management program for fungicide use that includes scouting, uses historical information related to pesticide use, and crop rotation, and which considers host plant resistance, impact of environmental conditions on disease development, disease thresholds, as well as cultural, biological and other chemical control practices.
- Where possible, make use of predictive disease models to effectively time fungicide applications. Note that using predictive models alone is not sufficient to manage resistance.
- Monitor treated fungal populations for resistance development.
- Contact your local extension specialist or certified crop advisor for any additional pesticide resistance management and/or IPM recommendations for specific crops and pathogens.
- For further information or to report suspected resistance contact, Prime Source, LLC at 1-800-235-0043. You can also contact your pesticide distributor or university extension specialist to report resistance.

## PLANT SENSITIVITY

**NOTE TO USER:** Although this product has been evaluated on several turf species with no indication of phytotoxicity, neither the manufacturer nor seller has determined whether or not this product can be used safely on all turf species. The professional user must determine if this product can be used safely prior to commercial use by testing on the type of turf to be treated as specified rates for phytotoxicity.


### MANDATORY SPRAY DRIFT

#### Ground Applications:

- Apply with the nozzle height recommended by the manufacturer, but no more than 3 feet above the ground or crop canopy.
- For all applications, applicators are required to use a medium or coarser spray droplet size (ASABE S572.1).
- **DO NOT** apply when wind speeds exceed 10 miles per hour at the application site.
- **DO NOT** apply during temperature inversions.

#### Boom-less Ground Applications:

- Applicators are required to use a medium or coarser droplet size (ASABE S572.1) for all applications.
- **DO NOT** apply when wind speeds exceed 10 miles per hour at the application site.
- **DO NOT** apply during temperature inversions.



# FAIRVIEW SELECT™

FUNGICIDE

## SPRAY DRIFT ADVISORIES

THE APPLICATOR IS RESPONSIBLE FOR AVOIDING OFF-SITE SPRAY DRIFT. BE AWARE OF NEARBY NON-TARGET SITES AND ENVIRONMENTAL CONDITIONS.

### IMPORTANCE OF DROPLET SIZE

An effective way to reduce spray drift is to apply large droplets. Use the largest droplets that provide target pest control. While applying larger droplets will reduce spray drift, the potential for drift will be greater if applications are made improperly or under unfavorable environmental conditions.

### Controlling Droplet Size - Ground Boom

- **Volume** - Increasing the spray volume so that larger droplets are produced will reduce spray drift. Use the highest practical spray volume for the application. If a greater spray volume is needed, consider using a nozzle with a higher flow rate.
- **Pressure** - Use the lowest spray pressure recommended for the nozzle to produce the target spray volume and droplet size.
- **Spray Nozzle** - Use a spray nozzle that is designed for the intended application. Consider using nozzles designed to reduce drift.

### BOOM HEIGHT - Ground Boom

Use the lowest boom height that is compatible with the spray nozzles that will provide uniform coverage. For ground equipment, the boom should remain level with the crop and have minimal bounce.

### SHIELDED SPRAYERS

Shielding the boom or individual nozzles can reduce spray drift. Consider using shielded sprayers. Verify that the shields are not interfering with the uniform deposition of the spray on the target area.

### TEMPERATURE AND HUMIDITY

When making applications in hot and dry conditions, use larger droplets to reduce effects of evaporation.

### TEMPERATURE INVERSIONS

Drift potential is high during a temperature inversion. Temperature inversions are characterized by increasing temperature with altitude and are common on nights with limited cloud cover and light to no wind. The presence of an inversion can be indicated by ground fog or by the movement of smoke from a ground source or an aircraft smoke generator. Smoke that layers and moves laterally in a concentrated cloud (under low wind conditions) indicates an inversion, while smoke that moves upward and rapidly dissipates indicates good vertical air mixing. Avoid applications during temperature inversions.

### WIND

Drift potential generally increases with wind speed. AVOID APPLICATIONS DURING GUSTY WIND CONDITIONS. Applicators need to be familiar with local wind patterns and terrain that could affect spray drift.

### Boom-less Ground Applications:

Setting nozzles at the lowest effective height will help to reduce the potential for spray drift.

### Handheld Technology Applications:


Take precautions to minimize spray drift.

## MIXING AND SPRAYING

This product can be used effectively in dilute sprays. Thorough, uniform coverage is essential for disease control.

**NOTE:** Slowly invert container several times to assure uniform mixture. Prepare only the amount of spray mixture required for immediate use. Thoroughly clean spray equipment before using this product. Vigorous agitation is necessary for proper dispersal of the product. Maintain maximum agitation throughout the spraying operation. **DO NOT** allow spray mixture to stand overnight or for prolonged periods in the spray tank. Spraying equipment need to be thoroughly cleaned immediately after the application.

**Product Alone:** Fill the spray tank with half of the required amount of water with the agitator running, add this product to the spray tank. Continue agitation while adding the remainder of the water. Begin application of the solution after this product has completely dispersed into the mix water. Maintain agitation until all of the mixture has been applied.



# FAIRVIEW SELECT™

FUNGICIDE

**Tank Mixtures:** It is the pesticide user's responsibility to ensure that all products are registered for the intended use. Read and follow the applicable restrictions and limitations and directions for use on all product labels involved in tank mixing. Users must follow the most restrictive directions for use and precautionary statements of each product in the tank mixture. This product is physically compatible with many products specified for control of diseases, liquid fertilizers, growth regulators, insecticides and biological control products. This product must not be mixed with any product which prohibits such mixing. It is the applicator's responsibility to ensure that the companion product is EPA approved for use on the intended site. Tank mixtures or other applications of products referenced on this label are permitted only in those states in which the referenced products are registered.

This product is generally compatible with the products mentioned above, provided sufficient free water is available for dispersion of all the tank mix products. However, the physical compatibility of this product with tank mix partners need to be evaluated before use. A jar test needs to be conducted with the intended tank-mix products prior to preparation of large volumes. Use the following procedure:

**Jar Compatibility Test:**

1. Pour the specified proportions of the products into a suitable container of water;
2. Mix thoroughly; and
3. Allow to stand for 5 minutes.

If the combination remains mixed or can be re-mixed readily, it is considered physically compatible. Any physical incompatibility in the jar test indicates that this product must not be used in the tank mix.

Consult compatibility charts or your local or State agricultural authorities for additional compatibility information.


**To Prepare Spray Solution:**

- Add ½ of the required amount of water to the mix/sprayer tank.
- Start the agitator running before adding any tank mix partners.
- Add the tank mix partners in the following order:
  - o Products packaged in water-soluble packaging;
  - o Wettable powders;
  - o Wettable granules (dry flowables);
  - o Liquid flowables (similar to this product);
  - o Liquids; and
  - o Emulsifiable concentrates.
- Always allow each tank mix partner to become fully dispersed before adding the next product.
- Provide sufficient agitation while adding the remainder of the water.
- Maintain agitation until all of the mixture has been applied.
- When using this product in tank mixtures, add all products in water-soluble packaging to the tank before any other tank mix partner, including this product.
- Allow the water-soluble packaging to completely dissolve and the product(s) to completely disperse before adding any other tank mix partner to the tank.
- Use a pump with capacity to maintain the correct rated pressure for the nozzles selected.
- Maintain sufficient agitation to keep mixture in suspension.
- Use a jet agitator, liquid sparge tube, or mechanical paddle for agitation.
- Use screens to prevent nozzles from clogging. Use 50-mesh or coarser screens placed after the tank and before the nozzles. Check nozzle manufacturer's directions.
- For more information on spray equipment and calibration, consult sprayer manufacturers and State specifications/directions.



**PRIME SOURCE**

**Manufactured By:**  
Prime Source, LLC  
P.O. Box 250  
10025 US 264 Alternate  
Middlesex, NC 27557



# FAIRVIEW SELECT™


FUNGICIDE

## TURFGRASS DISEASE CONTROL

1. Use this product in a Preventive Disease Control Program.
2. Apply in sufficient water to ensure thorough coverage.
3. Apply after mowing or allow sprayed area to completely dry before mowing.
4. For control of foliar diseases, allow sprayed area to completely dry before irrigation.
5. For optimum turf quality and disease control, use this product in conjunction with turf management practices that promote good plant health and optimum disease control.
6. Evaluate spray additives prior to use. Label directions are based on data obtained with no additives.
7. Before use of any fungicide, proper diagnosis of the organism causing the disease is important. Use of diagnostic kits or other means of identification of the disease organism is essential to determine the best control measures.
8. For use on all golf turf applications of cool season and warm season grasses.
9. Avoid consecutive applications of this product with other DMI containing fungicides when temperatures are expected to exceed 85 degrees F.

USE RATE				
Diseases Controlled Pathogen(s)	Application Interval (Days)	Rate Fl. Oz. Product/ 1,000 Sq. Ftw	Lbs. A.I./ Acre	Instructions For Use on Golf Course Tees, Greens, Fairways, and Roughs
Dollar Spot <i>Sclerotinia homoeocarpa</i> <i>Lanzia</i> spp. <i>Moellerodiscus</i> spp. Copper Spot <i>Gloeocercospora sorghi</i> Powdery Mildew <i>Erysiphe graminis</i>	14	1.3	0.708 lb. a.i. fluazinam/A 0.734 lbs. a.i. tebuconazole/A	Apply as a preventive disease program, starting when conditions become favorable for disease. <b>DO NOT</b> make more than two consecutive applications of this product or other DMI (Group 3) containing fungicides. Alternate with a fungicide having a different mode of action.
Leaf Spot, Melting-Out, Brown Blight <i>Drechslera</i> spp. including <i>D. poae</i> , <i>D. siccans</i> )	14	1.3	0.708 lb. a.i. fluazinam/A 0.734 lbs. a.i. tebuconazole/A	Apply when conditions become favorable for disease. For broad-spectrum disease control, tank mix with the labeled rate of another fungicide labeled for control of these diseases, similar to polyoxin D zinc salt.
Brown Patch Zoysia Patch Large Patch <i>Rhizoctonia solani</i>	14	1.3	0.708 lb. a.i. fluazinam/A 0.734 lbs. a.i. tebuconazole/A	Begin applications in May or June or as conditions become favorable for disease development. To control Large patch, apply in fall when temperature drops below 70°F. For broad-spectrum control or for control greater than 14 days, tank mix with the labeled rate of another fungicide labeled for control of these diseases, similar to polyoxin D zinc salt.
Red Thread <i>Laetisaria fuciformis</i>	14	1.3	0.708 lb. a.i. fluazinam/A 0.734 lbs. a.i. tebuconazole/A	Apply when conditions become favorable for disease.






# FAIRVIEW SELECT™

FUNGICIDE

USE RATE				
Diseases Controlled Pathogen(s)	Application Interval (Days)	Rate Fl. Oz. Product/ 1,000 Sq. Ftw	Lbs. A.I./ Acre	Instructions For Use on Golf Course Tees, Greens, Fairways, and Roughs
Anthracoese <i>Colletotrichum cereal</i>	14	1.3	0.708 lb. a.i. fluazinam/A 0.734 lbs. a.i. tebuconazole/A	Applications need to be made prior to infection. Alternate or tank mix this product with another fungicide for anthracnose disease prevention. This product need to be tank mixed with the labeled rate of another fungicide labeled for control of this disease, similar to polyoxin D zinc salt.
Gray Snow Mold <i>Typhula spp.</i> Pink Snow Mold <i>Microdochium nivale</i>	14	1.3	0.708 lb. a.i. fluazinam/A 0.734 lbs. a.i. tebuconazole/A	Apply one to two applications in the late fall before snow cover. <b>DO NOT</b> apply on top of the snow. For optimum disease control, tank mix with the labeled rate of another fungicide labeled for control of these diseases, similar to iprodione and thiophanate-methyl.
Pink Patch <i>Microdochium nivale</i>	14	1.3	0.708 lb. a.i. fluazinam/A 0.734 lbs. a.i. tebuconazole/A	Apply in the fall or early spring when conditions are favorable for disease development. For optimum disease control, rotate with the labeled rate of another fungicide labeled for control of this disease, similar to iprodione and thiophanate-methyl.
Stem Rust <i>Puccinia graminis var graminicola</i>	14	1.3	0.708 lb. a.i. fluazinam/A 0.734 lbs. a.i. tebuconazole/A	Apply on a preventive schedule when disease conditions are favorable (cool and cloudy weather).
Algal Scum (filamentous blue-green algae/ cyanobacteria)	14	1.3	0.708 lb. a.i. fluazinam/A 0.734 lbs. a.i. tebuconazole/A	This product need to be tank mixed with another fungicide labeled for control of this disease, similar to chlorothalonil and thiophanate-methyl or mancozeb.
Brown Ring Patch <i>Waitea circinata</i>	14	1.3	0.708 lb. a.i. fluazinam/A 0.734 lbs. a.i. tebuconazole/A	For prevention, begin applications when conditions are favorable for disease development. Make two applications and tank mix or alternate with polyoxin D zinc salt for optimal control.
Gray Leaf Spot <i>Pyricularia grisea</i>	14	1.3	0.708 lb. a.i. fluazinam/A 0.734 lbs. a.i. tebuconazole/A	For prevention, begin applications when conditions are favorable for disease development (July-Aug).  Alternate with another fungicide with a different mode of action, similar to chlorothalonil and thiophanate-methyl.
Stripe Smut <i>Ustilago striiformis</i>	One application	1.3	0.708 lb. a.i. fluazinam/A 0.734 lbs. a.i. tebuconazole/A	Make a single application to historical disease areas in spring as grass growth begins.





# FAIRVIEW SELECT™

FUNGICIDE

USE RATE				
Diseases Controlled Pathogen(s)	Application Interval (Days)	Rate Fl. Oz. Product/ 1,000 Sq. Ftw	Lbs. A.I./ Acre	Instructions For Use on Golf Course Tees, Greens, Fairways, and Roughs
Fusarium Patch <i>Fusarium roseum</i>	21	1.3	0.708 lb. a.i. fluazinam/A 0.734 lbs. a.i. tebuconazole/A	Apply first application in mid-June or 2-4 weeks prior to time this blight normally becomes evident. Immediately after fungicide is applied, irrigate the area with sufficient water to move the active ingredient down into the crown and active root zone of the turf.

## STORAGE AND DISPOSAL

**DO NOT** contaminate water, food or feed by storage or disposal.

**PESTICIDE STORAGE:** Store in original container, in a secured, cool, dry place separate from food and feed. **DO NOT** store near heat or open flame.

**PESTICIDE DISPOSAL:** Wastes resulting from the use of this product may be disposed of on site or at an approved waste disposal facility.

### CONTAINER HANDLING:

**NOTE:** This product is available in multiple containers. Refer to the Net Contents section of this products labeling for the applicable "Nonrefillable" or "Refillable" designation. Follow the container disposal [handling] instructions below that apply to your container type / size."

#### [Nonrefillable Containers 5 Gallons or Less]

**Nonrefillable container. DO NOT** reuse or refill this container. Offer for recycling if available. Triple rinse container (or equivalent) promptly after emptying. **Triple rinse as follows:** Empty the remaining contents into application equipment or a mix tank and drain for 10 seconds after the flow begins to drip. Fill the container ¼ full with water and recap. Shake for 10 seconds. Pour rinsate into application equipment or a mix tank or store rinsate for later use or disposal. Drain for 10 seconds after the flow begins to drip. Repeat this procedure two more times. Then offer for recycling or reconditioning, or puncture and dispose of in a sanitary landfill, or by other procedures approved by State and local authorities. Plastic containers are also disposable by incineration.

**Nonrefillable container. DO NOT** reuse or refill this container. Offer for recycling if available. Triple rinse or pressure rinse container (or equivalent) promptly after emptying.


**Triple rinse as follows:** Empty the remaining contents into application equipment or a mix tank. Fill the container ¼ full with water. Replace and tighten closures. Tip container on its side and roll it back and forth, ensuring at least one complete revolution, for 30 seconds. Stand the container on its end and tip it back and forth several times. Turn the container over onto its other end and tip it back and forth several times. Empty the rinsate into application equipment or a mix tank or store rinsate for later use or disposal. Repeat this procedure two more times. Then offer for recycling if available or puncture and dispose of in a sanitary landfill, or by incineration.

**Pressure rinse as follows:** Empty the remaining contents into application equipment or a mix tank and continue to drain for 10 seconds after the flow begins to drip. Hold container upside down over application equipment or mix tank and continue to drain for 10 seconds after the flow begins to drip. Hold container upside down over application equipment or mix tank or collect rinsate for later use or disposal. Insert pressure rinsing nozzle in the side of the container, and rinse at about 40 PSI for at least 30 seconds. Drain for 10 seconds after the flow begins to drip. Then offer for recycling if available or puncture and dispose of in a sanitary landfill, or by incineration.



**PRIME SOURCE**

Manufactured By:  
Prime Source, LLC  
P.O. Box 250  
10025 US 264 Alternate  
Middlesex, NC 27557



# ***FAIRVIEW SELECT***<sup>™</sup>

FUNGICIDE

## **LIMITATION OF WARRANTY AND LIABILITY**

**IMPORTANT: READ BEFORE USE.** Read the entire Direction For Use, Conditions of Warranties and Limitations of Liability before using this product. If these terms and conditions are not acceptable, return the unopened product container at once. By using this product, user or buyer accepts the following Disclaimer of Warranties and Limitations of Liability.

**CONDITIONS:** The directions for use of this product are believed to be adequate and must be followed carefully. However, it is impossible to eliminate all risks associated with the use of this product. Ineffectiveness, injury, and other unintended consequences may result because of such factors as manner of use or application (including misuse), the presence of other materials, weather conditions, and other unknown factors, all of which are beyond the control of Prime Source, LLC. All such risks shall be assumed by the user or buyer.

**DISCLAIMER OF WARRANTIES:** To the extent consistent with applicable law, Prime Source, LLC makes no other warranties, express or implied, of merchantability or of fitness for a particular purpose or otherwise, that extend beyond statements on this label.

**LIMITATIONS OF LIABILITY:** To the extent consistent with applicable law, neither Prime Source, LLC the manufacturer, nor the Seller shall be liable for any indirect, special, incidental or consequential damages resulting from the use, handling, application, storage, or disposal of this product. To the extent consistent with applicable law, the exclusive remedy of the user or buyer for any and all losses, injuries or damages resulting from the use, handling, application, or storage of this product, whether in contract, warranty, tort, negligence, strict liability or otherwise, shall not exceed the purchase price paid.

Affirm is a trademark of Nufarm Americas, Inc.

26/36, 3336 are registered trademarks of Nufarm Americas, Inc.

Spectro and Protect DF are trademarks of Cleary Corporation, LLC .

[All other trademarks are the property of their respective owners.]

EPA05Feb2019\_v1.020619



**PRIME SOURCE**

**Manufactured By:**  
Prime Source, LLC  
P.O. Box 250  
10025 US 264 Alternate  
Middlesex, NC 27557