



CUSTOMER NAME: _____
JOB REFERENCE: _____
CONTACT INFO: _____

QUOTATION GUIDE / CYLINDRICAL BEND WITH FLAT

*1.) OVERALL GLASS THICKNESS: _____

CHECK HERE IF DIMENSIONS ARE ALL CENTERLINE, NOT SURFACE DIMENSION

*2.) CONVEX (GIRTH) ARC: _____

*3.) CONVEX RADIUS: _____

(MUST SPECIFY ONE OF THE TWO CONITIONS LISTED BELOW)

*4.) FLAT TANGENT: _____ **-OR-** 5.) CONVEX CHORD: _____

*6.) HEIGHT / LENGTH: _____

*7.) SPECIFY QUANTITY: _____

*8.) INTERIOR OR EXTERIOR VIEW (IF APPLICABLE) _____

NOTE: UNLESS OTHERWISE SPECIFIED, STANDARD LOGO WILL BE 1" UP 1" OVER FROM LOWER RIGHT CORNER VIEWED FROM THE EXTERIOR AND READABLE FROM THE EXTERIOR.

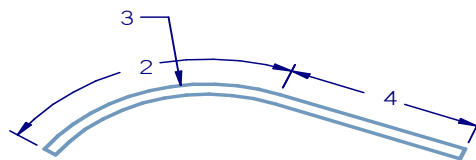
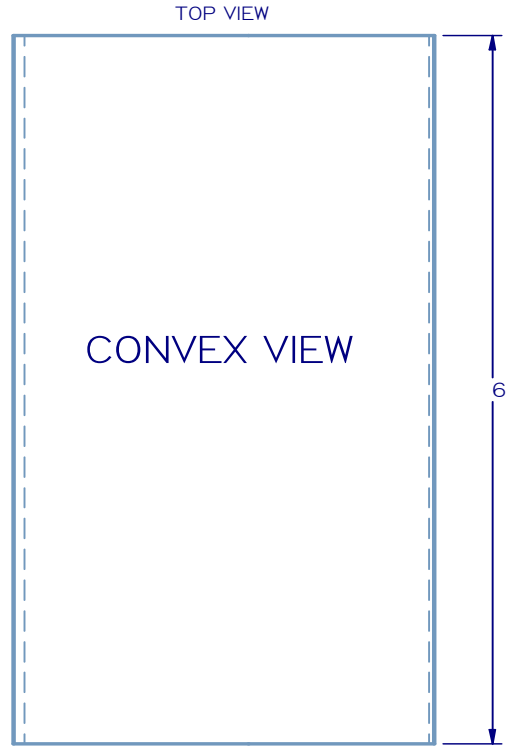
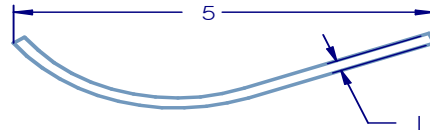
***REQUIRED FIELDS**

CALL CUSTOMER SERVICE FOR ASSISTANCE

SBG USE ONLY

SALES INT. _____ **DATE REC:** _____

QUOTE #: _____ **JOB #:** _____



OVERALL THICKNESS MUST INCLUDE ALL INTERLAYERS, AIRSPACE, ETC.

(GIRTH) ARC: THE LENGTH OF A CURVE OR ARC REQUIRED. THE DIMENSION OR MEASUREMENT OF THE MATERIAL REQUIRED IF VIEWED IN A "STRETCHED OUT" OR "FLATTENED" STATE. THE SHORTER GIRTH MUST BE SPECIFIED.

CHORD: THE DIMENSION OF AN IMAGINARY STRAIGHT LINE CONNECTING THE END POINTS OF A CURVE OR ARC. SOMETIMES REFERRED TO AS THE "POINT TO POINT" DIMENSION OR MEASUREMENT.

(RISE) DEPTH: IN GEOMETRIC TERMS, THE RISE IS KNOWN AS THE HEIGHT OF THE ARC. WHILE NOT CRITICAL WHEN ADEQUATE INFORMATION IS SUBMITTED, THE RISE CAN BE USED IN CONJUNCTION WITH THE CHORD DIMENSION TO CALCULATE AN UNKNOWN RADIUS OR GIRTH.

POINT OF TANGENCY: THE POINT AT WHICH A STRAIGHT LINE MEETS A CURVE OR ARC. DETERMINATION OF THIS POINT IS CRUCIAL FOR THE INTERFACING OF CURVED GLASS.

ASTM STANDARDS DO APPLY ON ALL PROCESSES. ANY DEVIATIONS FROM ASTM WILL NEED CUSTOMER SIGN OFF.

- FILE TYPES SOLID EDGE WILL OPEN:
- Assembly documents (*.asm)
 - Draft documents (*.dft)
 - Part documents (*.par)
 - Sheet Metal documents (*.psm)
 - AutoCAD documents (*.dwg)
 - AutoCAD documents (*.dxf)
 - IGES documents (*.iges;*.igs)
 - Inventor Assembly documents (*.iam)
 - Inventor Part documents (*.ipt)
 - MicroStation documents (*.dgn)
 - Solidworks Assembly documents (*.sldasm)
 - Solidworks Part documents (*.sldprt)
 - STEP documents (*.step;*.stp)