

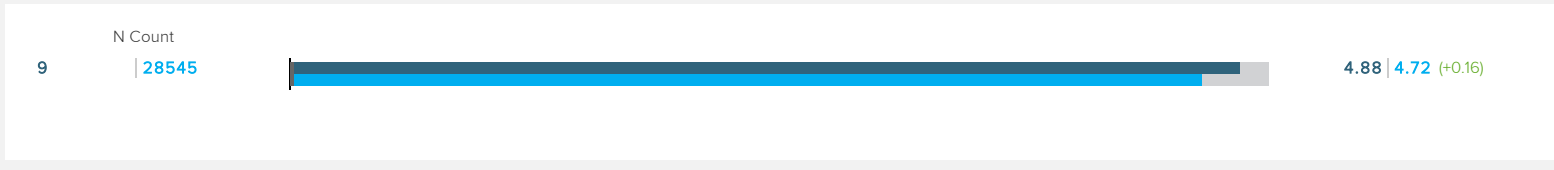
Instructor Performance Report by Course

Instructor Name : Kevin Johnson

■ Average ■ Benchmark : Only my company

Overall Instructor Rating

Rating represents the questions in the Instructor Question Category, compared against the benchmark, for all instructors included in the report.



Key Metrics


Ratings in this area represent two other key performance indicators that are critical for instructors to measure overall performance. Scrap learning represents the percentage of learning that was not applied back on the job across all courses taught by the instructors. NPS represents the percentage of people that would recommend the courses these instructors taught to others.

Net Promoter




Courses

Courses listed are the highest and lowest rated courses based on the overall rating in the instructor question category. Courses with less than 1 evaluations will not be displayed.

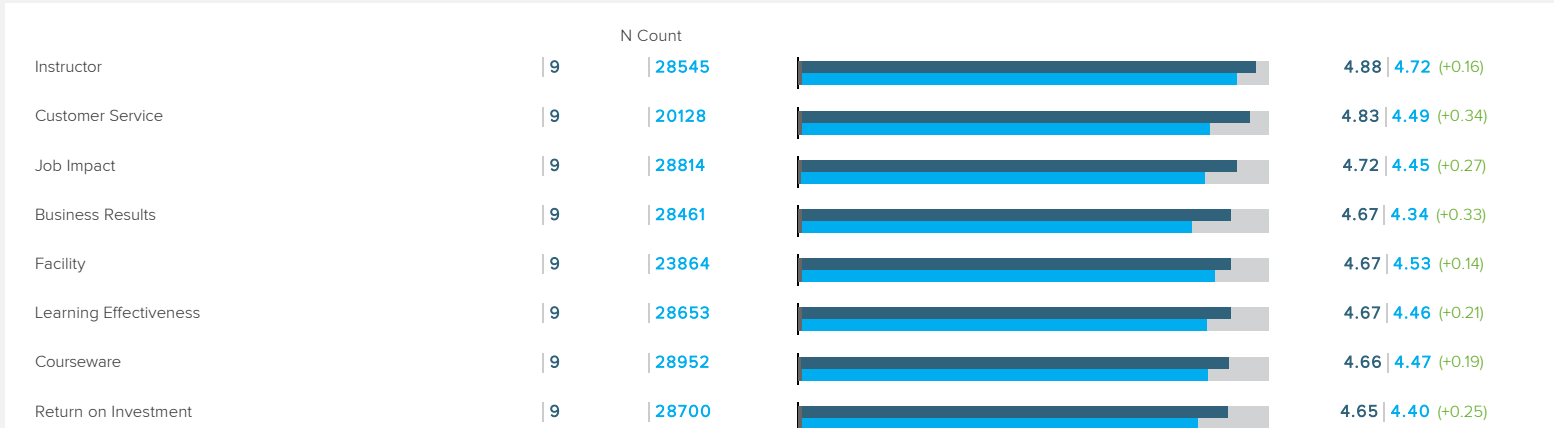


Classes

Classes listed are the highest and lowest rated classes based on the overall rating in the instructor question category. Classes with less than 1 evaluations will not be displayed.



Summary





Report Criteria

Run By : Kriste Buchanan (kbuchanan@managementconcepts.com)
Reporting Date : Jan 1, 2019 to Dec 31, 2019
Benchmark : Only my company
Form Type : Post Event
Scale : 1 Low - 5 High