

PIN TYPE WITH BOTTOM HOOK



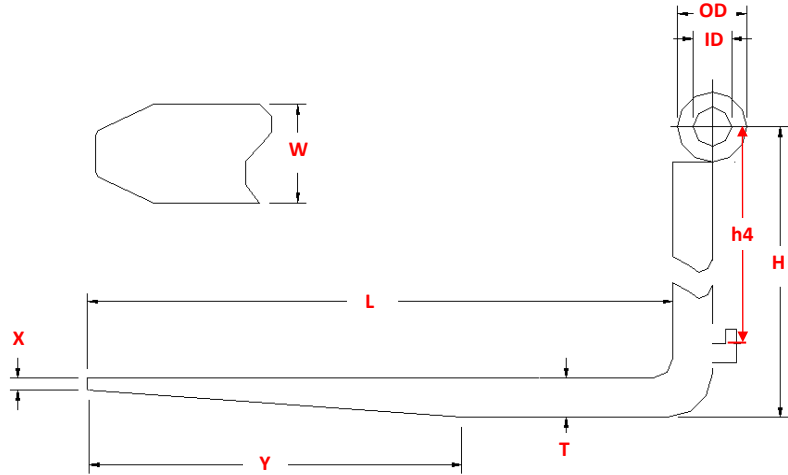
Company Name: _____ Phone: _____

Contact Name: _____ E-mail: _____

Truck make & model: _____ Capacity: _____

Fork dimensions

T _____
 W _____
 L _____
 Y _____
 X _____
 H _____ h4 _____



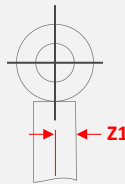
Tube details

Select one:

OD _____
 ID _____



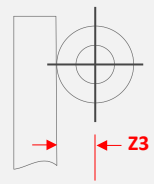
Inline*



Inset (Z1) _____

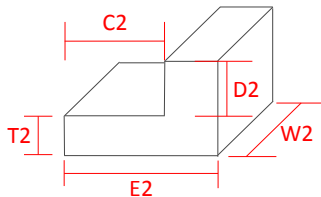


Offset (Z2) _____



Rear shaft (Z3) _____

Bottom Hook



C2 _____
 D2 _____
 E2 _____
 T2 _____
 W2 _____

Comments

Contact us at:
 803-980-6800

sales@msiforksinc.com

For more information:

www.msiforksinc.com

Completed by: _____ Date: _____