

# Redwood County Sheriff's Office



## Annual Activity Report 2015

## Mission Statement?

The Redwood County Sheriff's Office consists of 12 sworn personnel serving a population of approximately 15,744 people and covering 882 square miles. There are multiple police departments located within the county consisting of the Redwood Falls Police Department, Lower Sioux Police Department, Morgan Police Department, Lamberton Police Department, and Walnut Grove Police Department. In 2009 the City of Wabasso discontinued their police department and contracted law enforcement services with the sheriff's office which is currently at 15 hours a week.

The sheriff's office is responsible for a number of civil/law enforcement tasks including but not limited to: civil process, criminal investigations, traffic enforcement, warrant transports, court security, court ordered civil transports, search/rescue and body recovery. The sheriff's office also maintains a 24/7 dispatch center and 21 bed jail.

This report is not all inclusive but rather a summary of the Redwood County Sheriff's Office community involvement and enforcement activity.

# Redwood County Sheriff's Office Personnel

Sheriff.....Randy Hanson  
Chief Deputy.....Mark Farasyn  
Investigator.....Joel Bill  
Investigator.....Jason Jacobson  
Investigator (DTF).....Rob Hillesheim  
Deputy Sheriff.....Rick Wakefield  
Deputy Sheriff.....Dave Hester  
Deputy Sheriff.....Mitch Zimmermann  
Deputy Sheriff.....Andrew Larsen  
Deputy Sheriff (K-9).....Mike Campbell  
Deputy Sheriff.....Mike Hubin  
Court Security.....BJ Labat  
Administrative Staff.....Lisa Bitker-Taber  
Administrative Staff.....Dana Frericks  
Administrative Staff.....Amber Rohlik

## Communications/Corrections

Jail Administrator.....Jim Hildebrandt  
Corrections Officer.....Mike Gaffney  
Corrections Officer.....Mike Ingebretson  
Corrections Officer.....Greg Juenemann  
Corrections Officer.....Kali Schmoll  
Corrections Officer.....Donna Calander  
Corrections Officer.....Naomi Schecher  
Jail Administrative Staff.....Tara Pitzl  
Dispatcher.....Martha Quesenberry  
Dispatcher.....Julie Senst  
Dispatcher.....Deb Kottschade  
Dispatcher.....Sue Bowen  
Dispatcher.....Steve Schwartz  
Dispatcher.....Mark Cook

## Calls for Service

Description	2015	2014
911 Hang up	19	6
Abandoned Vehicle	18	25
Accident (total)	104	126
Accident - Fatal	2	1
Accident – Hit and Run	3	2
Accident – Personal Injury	9	13
Alarm	61	70
Alcohol	7	11
Animal	111	79
Assault	30	9
Assist Other Agency	368	408
Assist/Other	24	20
Attempt to Locate	6	7
Burglary	6	16
Child Custody	10	6
Child Protection	71	40
Civil Process	2	0
Community Policing	5	6
Compliance Check	20	113
Criminal Damage to Property	27	15
Criminal Sexual Conduct	5	11
Death Investigation	11	7
Directed Patrol	516	505
Disorderly Conduct	9	5
Disturbance	47	32
Domestic	22	19
Driving Complaint	81	54
Drugs	7	12
ERU	6	3
Escort	4	3
Evidence Audit	3	0
Fire	96	79
Fraud	31	14
Garbage	6	9
Gun Permit	356	378
Homicide	0	0
Harassment	24	26
HRO/OFP	5	8
Information/Other	173	162
Juvenile	12	10
K9	8	8
License	28	29

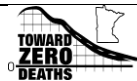
<b>Description Continued</b>	<b>2015</b>	<b>2014</b>
Medical	1530	1392
MI/MR	4	2
Missing Person	10	8
Motorist Assist	40	26
Noise Complaint	99	40
Obstructing	0	0
Officer Complaint	0	0
Ordinance Violation	0	2
Parking	7	9
Pornography	0	2
Predatory Offender	76	90
Presentation	7	15
Project Lifesaver	9	33
Property	33	18
Property Crime	2	1
Property Exchange	6	1
Records Check	85	97
Repossession	0	0
Residence Check	11	25
Robbery	0	1
Runaway	3	2
Salvation Army	0	0
Suicidal Person	16	15
Suspicious	133	87
Terroristic Threats	8	8
Testing CAD	0	0
Theft	57	76
Traffic	985	1274
Traffic Control	4	4
Transport	216	182
Trespass	11	9
Violate Court Order	8	7
Void	39	42
Vulnerable Adult	17	2
Warrant	336	381
Weapons	1	1
Weather	28	24
Welfare Check	61	48
<b>Total Calls for Service</b>	<b>6187</b>	<b>6294</b>

## Traffic Safety/Enforcement

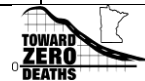
Below is a breakdown of traffic enforcement activities. The chart does not contain an all-inclusive list of traffic violations just the more common violations.

<b>Traffic Stops</b>	<b>2015</b>	<b>2014</b>
Traffic Citations	<b>177</b>	202
Traffic Warnings	<b>812</b>	1040
<b>Total</b>	<b>985</b>	<b>1274</b>

<b>Violation</b>	<b>2015</b>	<b>2014</b>
Careless or Reckless Driving	<b>3</b>	5
Child Restraint Violation	<b>2</b>	2
Driving After Cancellation	<b>2</b>	4
Driving After Revocation	<b>12</b>	21
Driving After Suspension	<b>13</b>	10
No Valid DL	<b>13</b>	13
DWI	<b>17</b>	11
Under 21 Drink and Drive	<b>2</b>	1
Expired Registration	<b>8</b>	5
Fail to Yield Right of Way	<b>2</b>	2
Leave Scene of an Accident	<b>4</b>	3
Instruction Permit Violation	<b>6</b>	4
No Insurance/Proof of Insurance	<b>24</b>	23
Open Bottle	<b>4</b>	8
Possession of Marijuana (Including in a Motor Vehicle)	<b>16</b>	6
Seatbelt Violation	<b>13</b>	19
Speed Related Violations	<b>107</b>	123
Stop Sign Violation	<b>3</b>	3



**2015 TZD Grant**



The Redwood County Sheriff's Office in 2015 continued to participate in the Towards Zero Deaths (TZD) traffic safety grant. As a grant member the sheriff's office is awarded overtime hours during specific traffic enforcement waves.

<b>TZD Activity</b>	<b>2015</b>	<b>2014</b>
<b>Hours Worked</b>	<b>138</b>	228
<b>Miles Driven</b>	<b>3,538</b>	5,966
<b>Arrests</b>	<b>0</b>	7
<b>DWI Arrests</b>	<b>0</b>	1
<b>Citations Issued</b>	<b>54</b>	83

## BLRR Drug Task Force


The Redwood County Sheriff's Office also has a deputy assigned to the BLRR task force. This is a multi-agency task force serving Brown, Lyon, Redwood, and Renville counties. Below are the amounts of drugs seized by the task force in Redwood County.

Drug		2015	2014
Cocaine	gm	3	17.1
Heroin	gm	0	10.5
Marijuana	gm	585.5	1,023
Methamphetamine	gm	23.12	64
Prescription	du	2	4
Unknown	gm	0	17.28
Rocksalt	gm	0	9.1
Firearms		4	5
<b>Total Cases</b>		<b>22</b>	<b>27</b>

## Drug Take Back Program

The sheriff's office also participates in the drug take back program. Here prescription drugs can be surrendered free of charge. The drop box is located in the lobby of the sheriff's office.

Year	2015	2014
Total weight (lbs) of drugs taken back	266	N/A

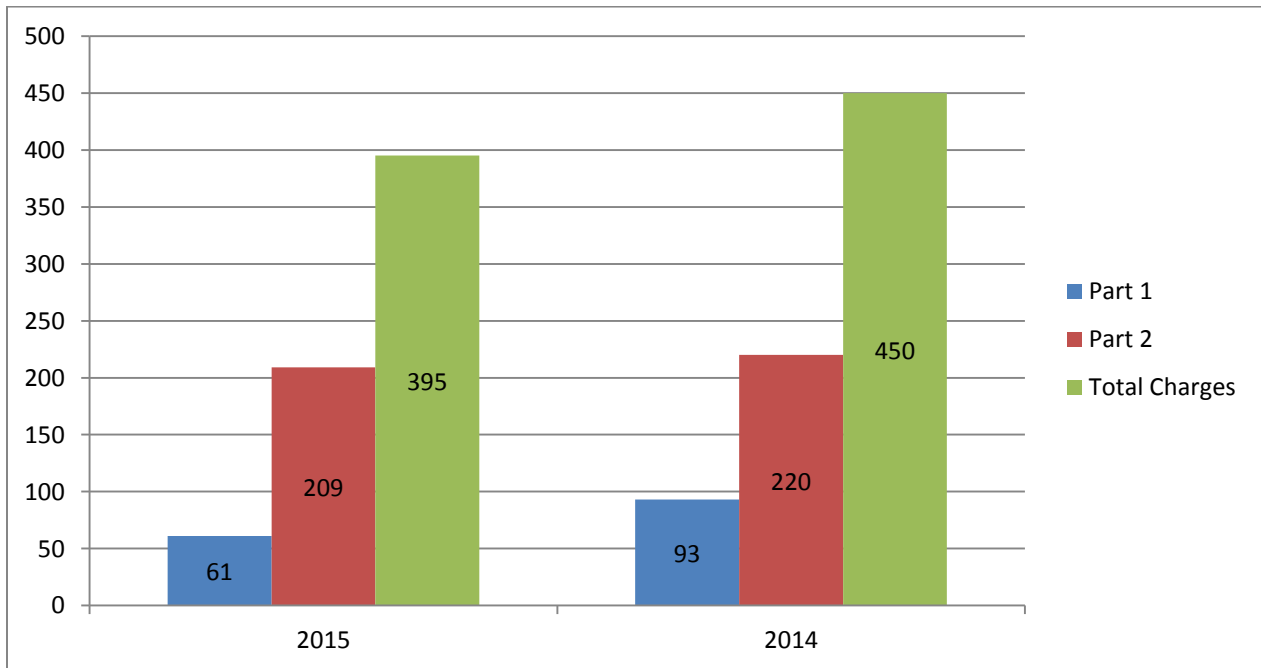


# Criminal Charges

Below is a chart that shows the total number of part 1 and 2 crimes along with the total criminal charges. The Uniform Crime Reporting (UCR) Program divides offenses into two groups, Part I and Part II crimes.

Part 1 offenses are: Criminal homicide, forcible rape, robbery, aggravated assault, burglary, larceny-theft, motor-vehicle theft, and arson.

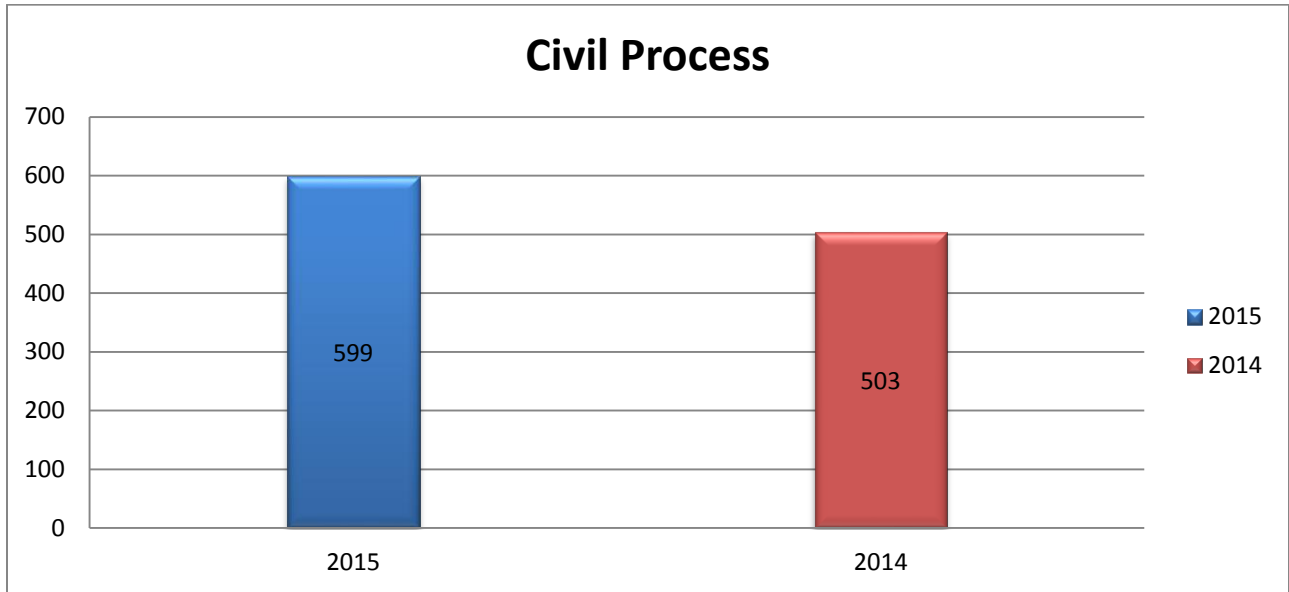
Part 2 crimes are: other assaults, forgery and counterfeiting, fraud, embezzlement, stolen property, vandalism, weapons (carrying, possessing etc.), prostitution, sex offenses, drug abuse violations, gambling, offense against the family and children, driving under the influence, liquor laws, drunkenness, disorderly conduct, vagrancy, all other offenses (excluding traffic violations), suspicion, curfew and loitering laws, and runaways.





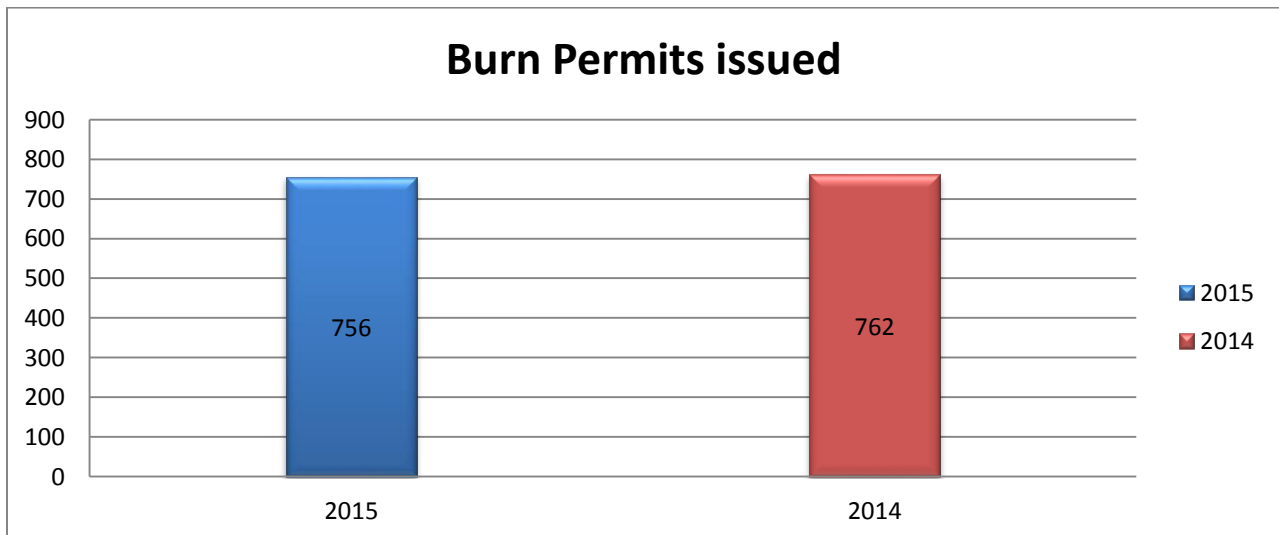
## Civil Process

Part of the duties of the Sheriff's Office includes processing/serving civil papers. These range from witness subpoenas to debt collections. Below is number of papers that were submitted to the Sheriff's Office to be processed/served in 2015 and 2014.



## Burn Permits

Part of the duties of the Sheriff's Office includes issuing Burn Permits to the residents of Redwood County. Below is number of permits that were issued by the Redwood County Sheriff's Office in 2015 and 2014.



## Redwood County Jail

The Redwood County Jail is a 21 bed facility that was recently updated and 3 additional holding cells were added.

Below is chart that shows the number of bookings the Redwood County Jail processed, this includes all arrests within Redwood County.

<b># Booked In</b>	<b>2015</b>	<b>2014</b>
	564	582
Average Jail Population – Redwood Co.	16.2	13.4
Average overall inmate Population (includes inmates housed in Renville Co.)	35.3	32.5

Redwood County has a 21 bed jail facility. We are able to hold up to 18 per MN DOC.

## **BLRR ERU TEAM**

The BLRR ERU Team consists of four counties which are Brown, Lyon, Renville and Redwood. There are a total of 18 members on the team from the four counties.

There were 3 ERU activations for Redwood County in 2015. A summary of each incident is below:

2-5-15 – The team was activated to assist the Redwood County SO, Lower Sioux PD, and BLR DTF with execution of a search warrant for a male with an attempted murder warrant from the MN DOC. One adult female was located upon entry.

3-20-15 – The team was activated to assist the Redwood County SO, Lower Sioux PD, and BLR DTF with a search warrant related to an earlier incident of shots being fired from a residence. Upon entry 4 individuals were secured, including the subject with the MN DOC warrant for murder. A firearm was located near him.

12-21-15 – The team was activated to assist the Lower Sioux PD and Redwood County SO with the execution of a search warrant regarding a robbery investigation. Six adults and one child were secured by the team.