

# QT-553-BCS

—one tap, five functions

quatreau®  
Touch



BOILING



CHILLED



SPARKLING



HOT & COLD



Model shown above QT-553  
in polished stainless steel

MADE  
IN GREAT  
BRITAIN 

riba  
product  
selector

n55Plus

# QT-553-BCS

—one tap, five functions

## SPECIAL FEATURES

- Delivers high volumes of boiling, sparkling and chilled water, plus hand hot and hand cold
- Fits into a standard 24" cabinet
- Ventilation duct included for kick space installation
- Low energy consumption
- Highest performing insulation
- Most robust and reliable system available
- Dispenses 8 gallons piping hot (204-206°F) water per hour
- Up to 15 mugs in one draw with no temperature drop & just 5-8 minutes recovery time
- Delivers 5.3 gallons of chilled/sparkling water per hour at 40-45°F
- 25 gallons of champagne-style sparkling water per CO<sup>2</sup> cylinder
- Easy to use touch panel control with built-in safety feature
- Tall spout for filling of vessels and bottles
- 316 SS construction for optimum corrosion resistance
- Controlled water flow
- Leak detection as standard
- Manufactured in UK



# QT-553-BCS

—one tap, five functions

**QT-553-BCS** in polished stainless steel



## PRODUCT DISPENSE



**BOILING**



**CHILLED**



**SPARKLING**



**HOT & COLD**

## EQUIPMENT DIMENSIONS

- System is installed in component form
- Fits in standard cabinet (24"x 24"x 34.5")
- Individual component dimensions on drawing page

## SITE PREPARATION DETAILS

- Hot and cold water supply terminating in shutoff valve connection
- Two (2) dedicated 15amp 115V-60Hz circuits
- Maximum water pressure 60 psi
- Minimum water pressure 45 psi
- Minimum water flow 26.5 gallons per hour
- Approved sanitary drain to be installed to local codes to accommodate air gap supplied with equipment
- Ventilation cut in kick space per drawings
- Work-surface cut with 40mm hole to house tap

## LOCATION OF SERVICES

- Mains cold water: Ideally rise in back of cabinet and run along right hand wall 20" high and terminating with isolation valve 10" from front
- Power to be located high in cabinet. Recommended on left side of cabinet 20" up from base and 10" from front
- See drawings for further information

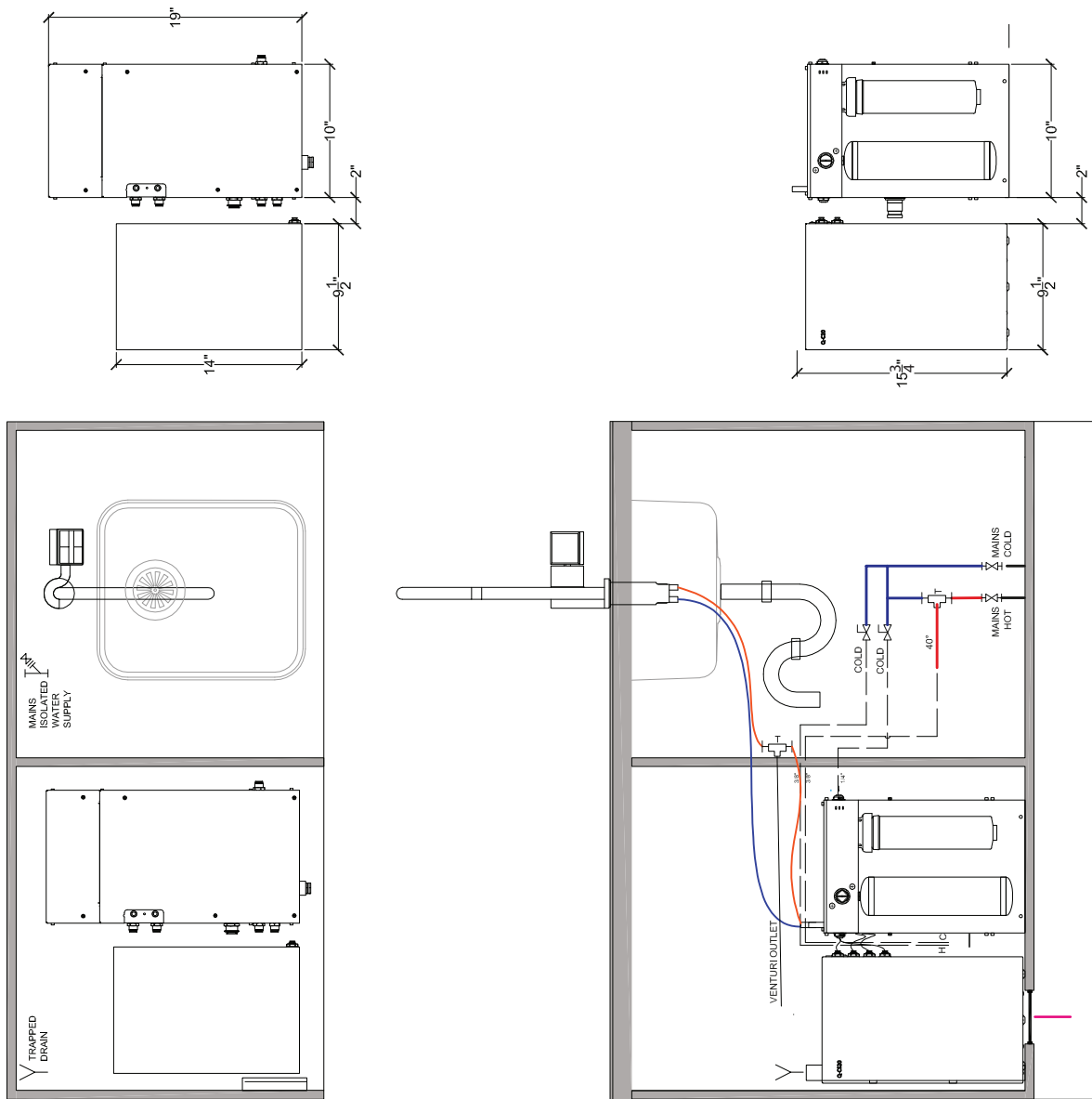
**QT-553-BCS** in brushed stainless steel



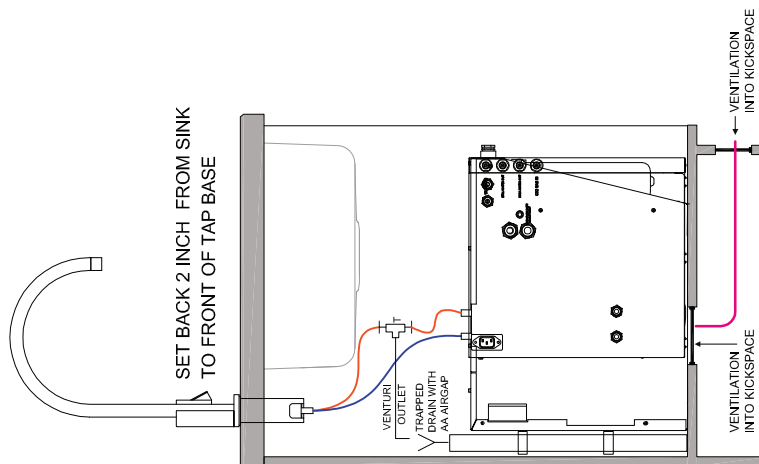
# QT-553-BCS

—one tap, five functions

## TYPICAL INSTALL DIAGRAM



POWER SUPPLY DOUBLE SOCKET

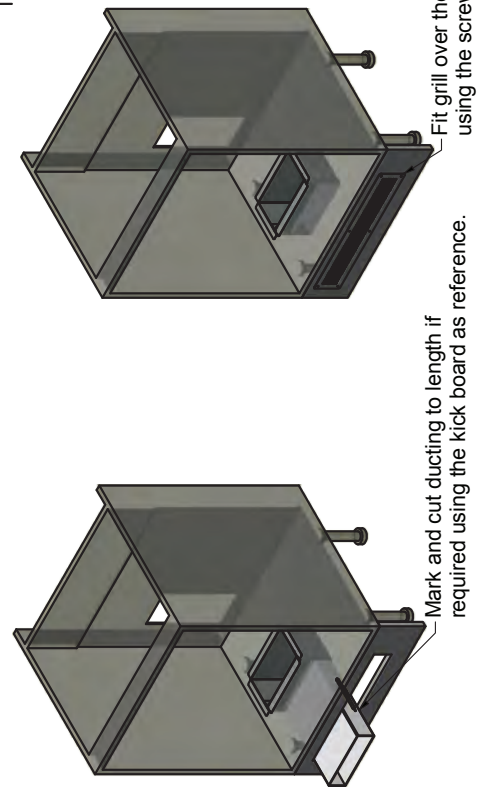



# QT-553-BCS

—one tap, five functions



## VENTILATION DRAWINGS - Kick Board Cutting Template - sample only



**IMPORTANT:** Before making any cuts into the cupboard or kick board, ensure the area to be cut is free from water pipes or electrical cables. There is a risk of serious injury or death if electrical cables are cut, and significant damage to property if a water pipe is cut.

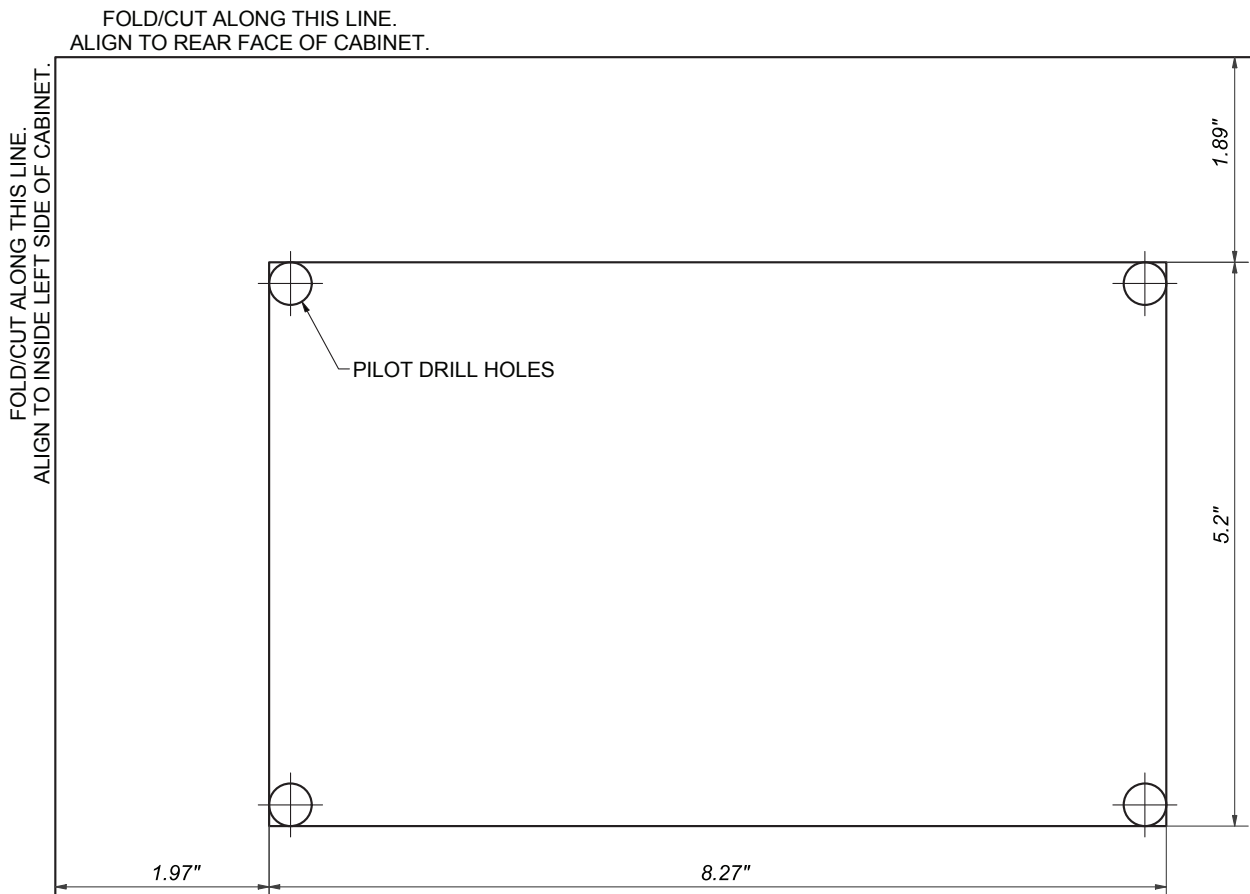
Use for: Q-C20, Q-CS20

3B7698-01 KICK-BOARD CUTTING TEMPLATE.

# QT-553-BCS

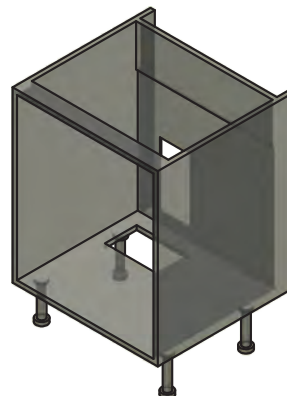
—one tap, five functions

## VENTILATION DRAWINGS - Base Cutting Template - sample only



**IMPORTANT:** Before making any cuts into the cupboard or kick board, ensure the area to be cut is free from water pipes or electrical cables. There is a risk of serious injury or death if electrical cables are cut, and significant damage to property if a water pipe is cut.

Use for: Q-C20, Q-CS20





# QT-553-BCS

—one tap, five functions

## EXISTING INSTALLATIONS

We have clients enjoying our Quatreau Touch and SmartTaps (dispensing a variety of water types) in all of these buildings as well as in other commercial offices and prestigious homes across the globe.



**WORLD TRADE CENTER - New York**

One World Trade Center is the main building of the rebuilt World Trade Center complex in Lower Manhattan, New York City. One WTC is the tallest building in the United States, the tallest building in the Western Hemisphere, and the sixth-tallest in the world.



**THE SHARD London**

The Shard, also infrequently referred to as the Shard of Glass, Shard London Bridge and formerly London Bridge Tower, is a 95-story supertall skyscraper, designed by the Italian architect Renzo Piano, in Southwark, London, that forms part of the Shard Quarter development.



**THE SCALPEL London**

The Scalpel is a commercial skyscraper in London, United Kingdom. It is located on Lime Street in the City of London financial area.



**SALESFORCE TOWER - London**

110 Bishopsgate (formerly Heron Tower now known as Salesforce Tower) is a commercial skyscraper in London. It stands 230 metres (755 ft) tall including its 28-metre (92 ft) mast making it the tallest building in the City of London financial district.

Find out more at [www.QuatreauUSA.com](http://www.QuatreauUSA.com)

