

# Michigan PreK-12 Literacy Commission

Naomi Norman and Amanda Price



# Created by Governor Snyder in 2016

Dr. Lois Bader, Capital Area Literacy Coalition

Susan Medendorp, MI Dyslexia Institute

Dr. Steve Goodman, MiBLSI

Naomi Norman, Washtenaw ISD

JaNel Jamerson, Flint & Genesee Literacy

Jeremy Reuter, Early Childhood Investment

John Kennedy, CEO, Autocam-Medical

Nadra Shami, Dearborn Schools

Dr. Kyle Mayer, Ottawa Area ISD

Denise Smith, Excellent Schools Detroit

Amanda Price, Chair

# Charge to Commission

- Suggest PreK-12 literacy goals for state and publish relevant progress
- Investigate, analyze and advise the Governor, legislature and MDE regarding changes in state programs, statutes, and regulations
- Monitor current literacy research
- Examine current literacy-focused professional development practices and publish best practices

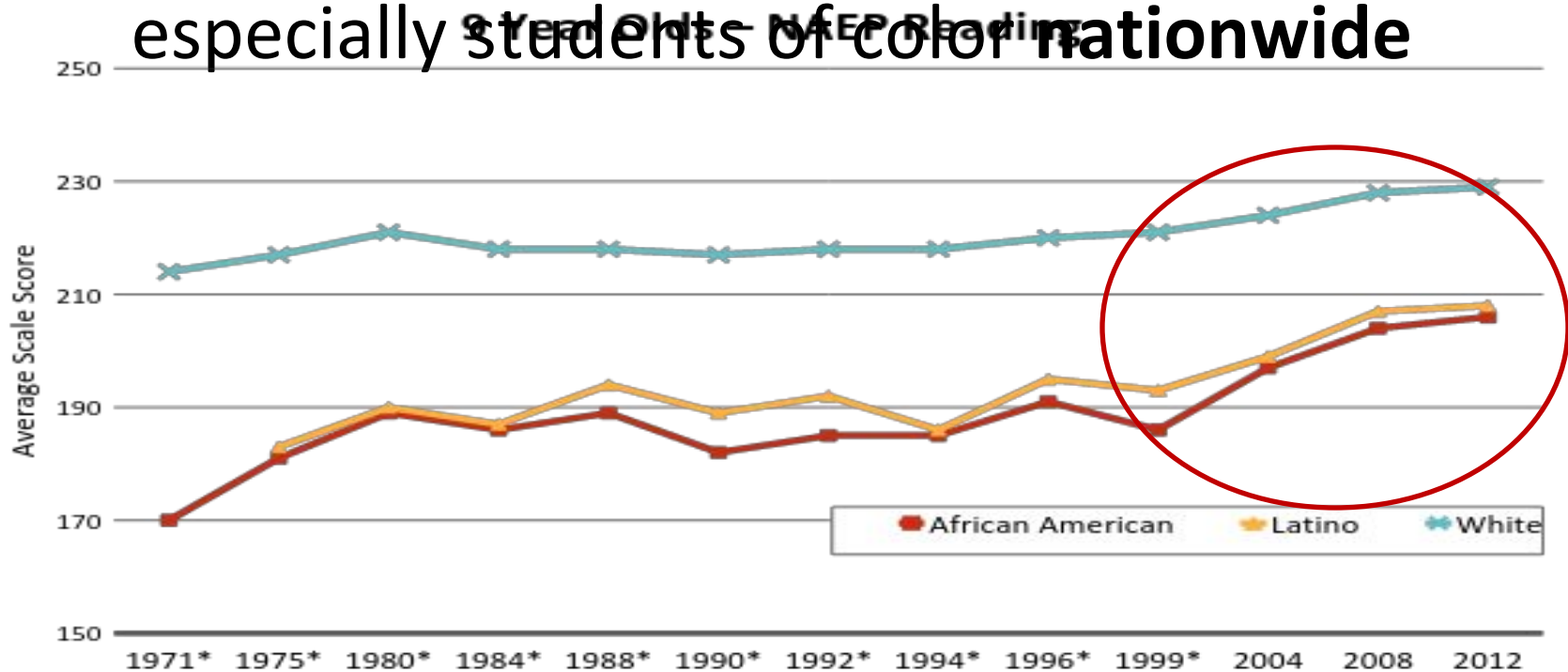
# Michigan

Where is Michigan in Literacy?

# First, some good news.

After more than a decade of fairly flat achievement and stagnant or growing gaps in K-12, we appear to be turning the corner.

Since 1999, large gains for all groups of students, especially students of color nationwide



\*Denotes previous assessment format

Source: National Center for Education Statistics, "The Nation's Report Card: Trends in Academic Progress 2012"

In other words, reason to be encouraged—if cautiously so.

The Bad News:

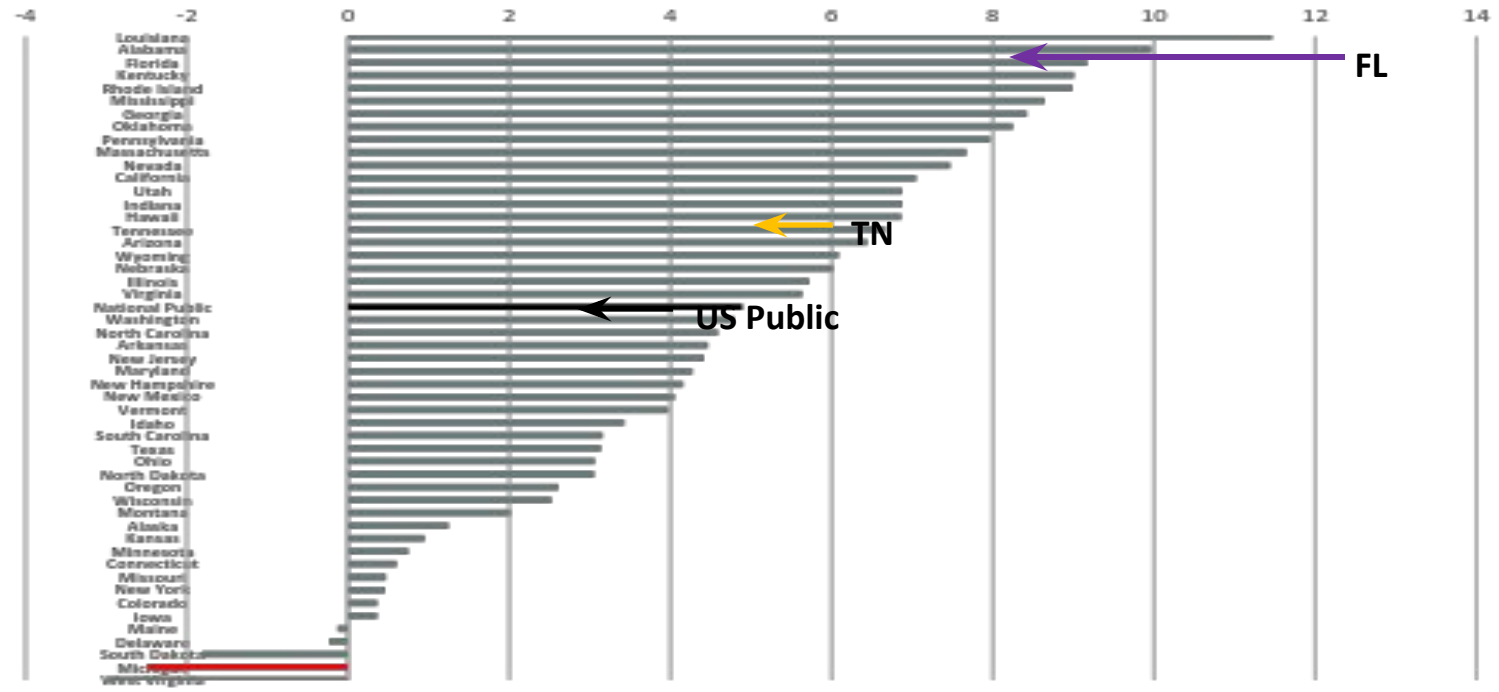
**Michigan Has Not Kept Up**

Our state ranks in the **bottom five** for student learning progress in fourth-grade reading over the last decade.



# In All-Important Area of Early Literacy, Michigan One of Only Five States with Declining Achievement Since 2003

Average Scale Score Change, NAEP Grade 4 - Reading - All Students (2003-15)



MI →

FL

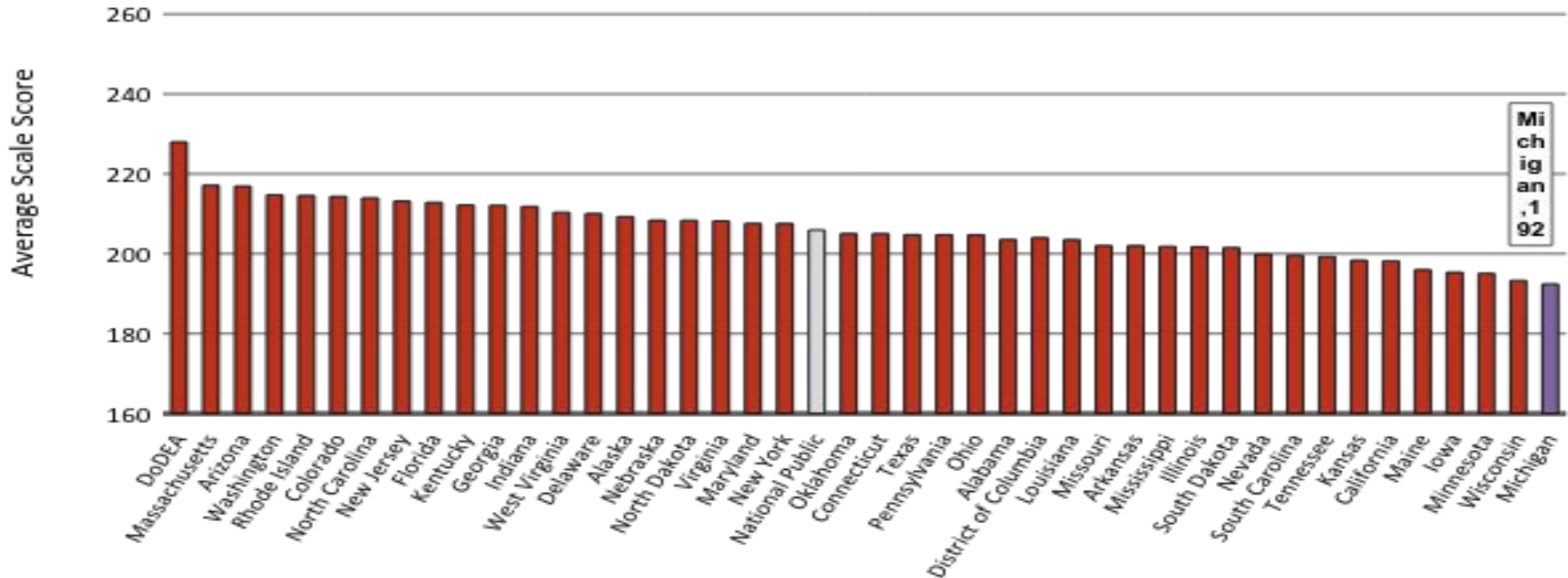
TN

US Public

Note: Basic Scale Score = 208; Proficient Scale Score = 238  
Source: NAEP Data Explorer, NCES

# Reasonably Well Known: Michigan's African American Students at the Bottom Compared to Peers in Other States

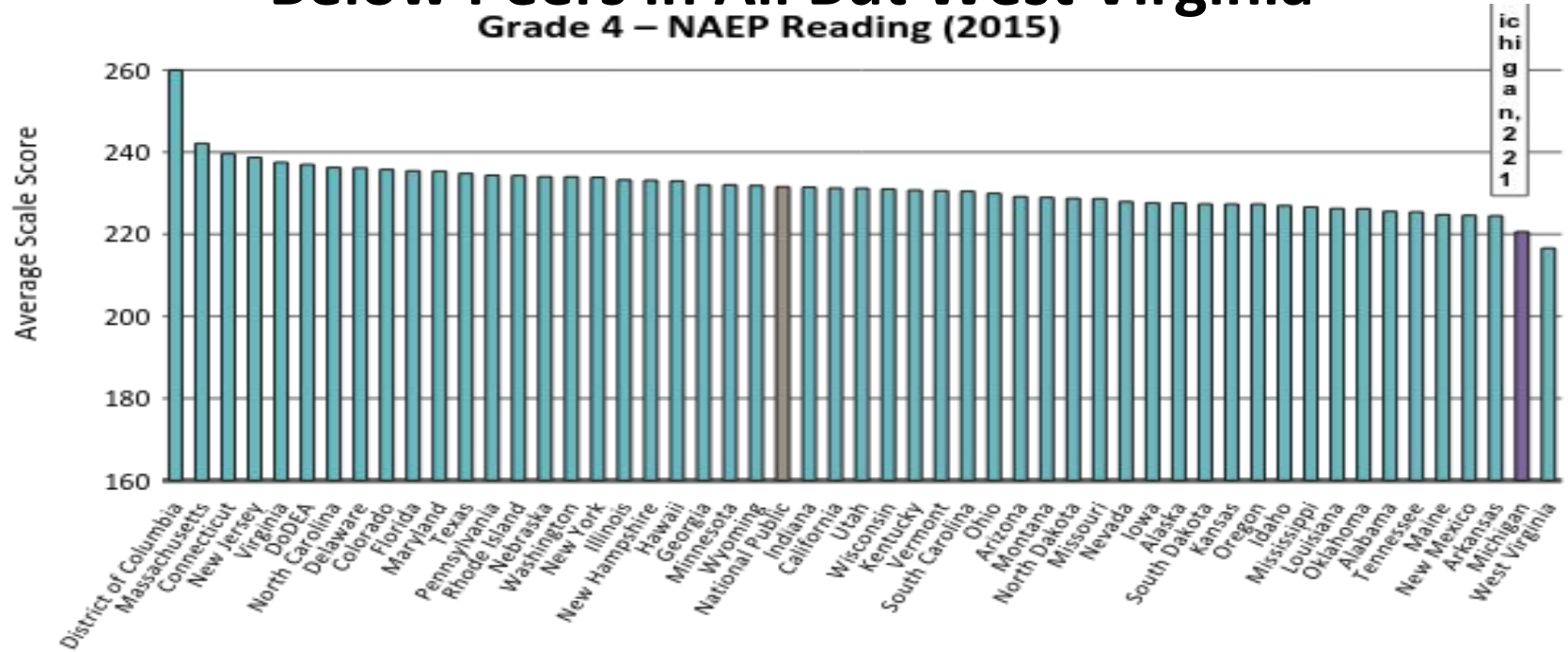
## Grade 4 – NAEP Reading (2015)



Source: NAEP Data Explorer, NCES (Proficient Scale Score = 238; Basic Scale Score = 208)

# Less Well Known: Michigan's White Students Perform Below Peers in All But West Virginia

## Grade 4 – NAEP Reading (2015)



Source: NAEP Data Explorer, NCES (Proficient Scale Score = 238; Basic Scale Score = 208)

# Michigan NAEP Performance

## Relative Rank of All Students 2003-2015

	2003	2005	2007	2009	2011	2013	2015
4 <sup>th</sup> Grade Reading	28 <sup>th</sup>	30 <sup>th</sup>	30 <sup>th</sup>	34 <sup>th</sup>	35 <sup>th</sup>	38 <sup>th</sup>	41 <sup>st</sup>
4 <sup>th</sup> Grade Math	27 <sup>th</sup>	32 <sup>nd</sup>	32 <sup>nd</sup>	38 <sup>th</sup>	41 <sup>st</sup>	42 <sup>nd</sup>	42 <sup>nd</sup>
8 <sup>th</sup> Grade Reading	27 <sup>th</sup>	29 <sup>th</sup>	32 <sup>nd</sup>	32 <sup>nd</sup>	28 <sup>th</sup>	32 <sup>nd</sup>	31 <sup>st</sup>
8 <sup>th</sup> Grade Math	34 <sup>th</sup>	33 <sup>rd</sup>	36 <sup>th</sup>	36 <sup>th</sup>	36 <sup>th</sup>	37 <sup>th</sup>	38 <sup>th</sup>

Note: Rankings are among all 50 states  
 Source: NCES, NAEP Data Explorer

# Michigan NAEP Performance

## Relative Rank of African-American Students 2003-2015

	2003	2005	2007	2009	2011	2013	2015
4 <sup>th</sup> Grade Reading	38 <sup>th</sup>	39 <sup>th</sup>	36 <sup>th</sup>	44 <sup>th</sup>	45 <sup>th</sup>	42 <sup>nd</sup>	41 <sup>st</sup>
4 <sup>th</sup> Grade Math	37 <sup>th</sup>	40 <sup>th</sup>	40 <sup>th</sup>	43 <sup>rd</sup>	44 <sup>th</sup>	44 <sup>th</sup>	42 <sup>nd</sup>
8 <sup>th</sup> Grade Reading	29 <sup>th</sup>	33 <sup>rd</sup>	38 <sup>th</sup>	37 <sup>th</sup>	34 <sup>th</sup>	33 <sup>rd</sup>	39 <sup>th</sup>
8 <sup>th</sup> Grade Math	35 <sup>th</sup>	32 <sup>nd</sup>	39 <sup>th</sup>	42 <sup>nd</sup>	42 <sup>nd</sup>	41 <sup>st</sup>	37 <sup>th</sup>

Note: Rankings are among the states that reported data for African-American students.  
Source: NCES, NAEP Data Explorer

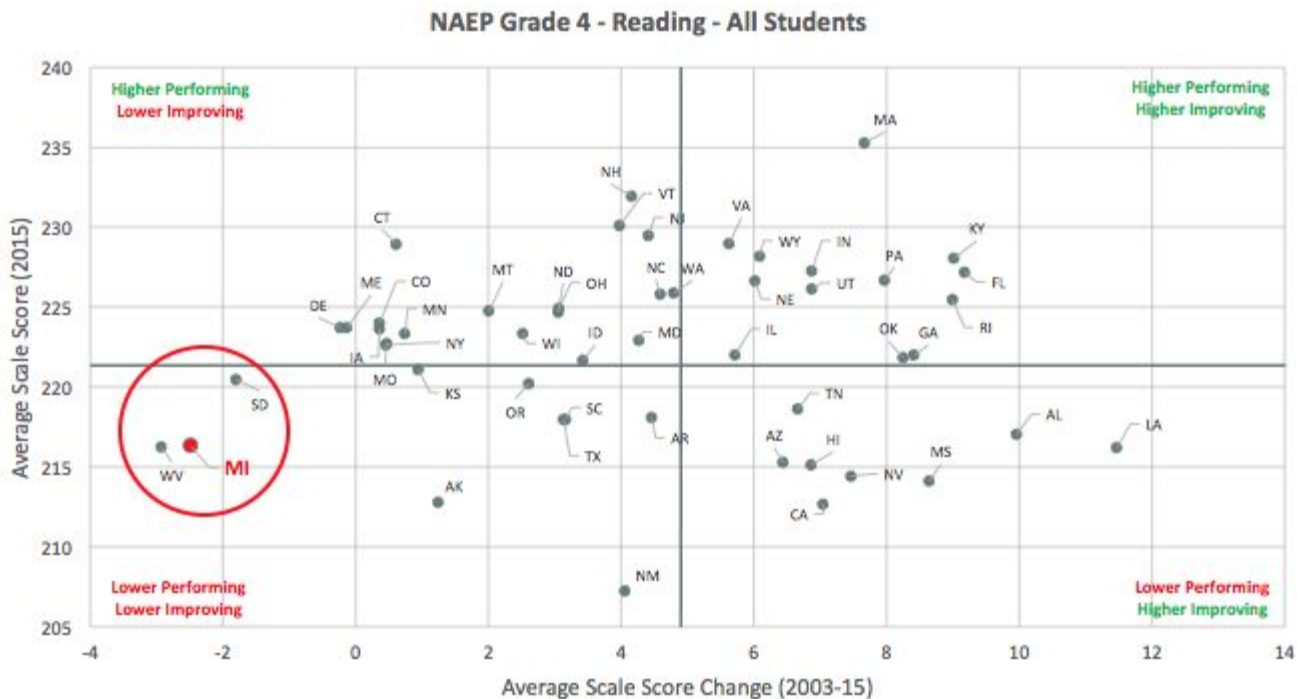
# Michigan NAEP Performance

## Relative Rank of White Students 2003-2015

	2003	2005	2007	2009	2011	2013	2015
4 <sup>th</sup> Grade Reading	13 <sup>th</sup>	26 <sup>th</sup>	33 <sup>rd</sup>	38 <sup>th</sup>	35 <sup>th</sup>	45 <sup>th</sup>	49 <sup>th</sup>
4 <sup>th</sup> Grade Math	13 <sup>th</sup>	20 <sup>th</sup>	37 <sup>th</sup>	41 <sup>st</sup>	45 <sup>th</sup>	46 <sup>th</sup>	47 <sup>th</sup>
8 <sup>th</sup> Grade Reading	12 <sup>th</sup>	30 <sup>th</sup>	37 <sup>th</sup>	38 <sup>th</sup>	37 <sup>th</sup>	41 <sup>st</sup>	42 <sup>nd</sup>
8 <sup>th</sup> Grade Math	25 <sup>th</sup>	31 <sup>st</sup>	38 <sup>th</sup>	40 <sup>th</sup>	44 <sup>th</sup>	42 <sup>nd</sup>	42 <sup>nd</sup>

Note: Rankings are among all 50 states  
Source: NCES, NAEP Data Explorer

# Michigan Both Low Performing, Low Improving in Early Reading



Note: Gray horizontal line represents national public average scale score change from 2003-15. Gray vertical line represents national public average scale 2015.

Source: NAEP Data Explorer, NCES

Source:

# Other State Progress: Tennessee

- Largest training in nation around career and college ready standards
- Using a train-the-trainer model, TN identified more than 700 top-performing teacher-coaches who then trained 70,000 educators across the state (over multiple summers)
- In 2017, TN launched a “Read to be Ready initiative with goal of 75% of 3rd graders proficient by 2025



# Florida

- A Top Ten State in 4th Grade Reading
- One of first states to undergo a comprehensive strategy around early literacy in early 2000's
- Established "Just Read, Florida" which coordinated a multi-tier strategy
  - Diagnostic/screening tools to identify struggling readers
  - Statewide professional development for educators
  - Summer reading camps for struggling readers
  - Struggling readers placed with a "high-performing teacher"

# What is PreK-12 Commission doing now?

- Commission has met three times and focused on:
- Analyzing Michigan's data around literacy
- Learning about successful state initiatives across the country
- Learning about bright spots within our state
- We are in the process of strategic planning and prioritization towards goals

# Thank you!

Contact:

**Naomi Norman**, Assistant Superintendent, Washtenaw ISD and  
Co-Chair GELN Early Literacy Task Force  
*[nnorman@washtenawisd.org](mailto:nnorman@washtenawisd.org)*

**Amanda Price**, Chair, Governor's PreK-12 Literacy Commission  
*[amanda.nprice@gmail.com](mailto:amanda.nprice@gmail.com)*