


ASSEMBLY INSTRUCTIONS
 MSW-CX544
 5-44 Male Crimp / Solder Connector
 for RG178, RG196

Featuring twist pin gold plated contacts which provides very low noise levels. Suitable for many vibration testing, -telecommunication and instrumentation applications. Compatible with the applicable Microdot connectors.



STEP 1. Slide ferrule over jacket and strip cable per Figure 1.

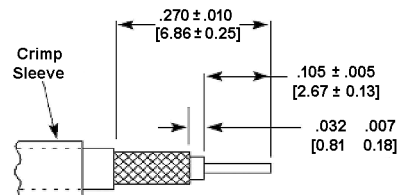


Figure 1

STEP 2. Insert conductor into the twist pin contact assembly making sure it is visible in the inspection hole – per Figure 2. Crimp contact with M22520/2-01 crimp tool and MSW –CX544 Locator - (#2 setting).

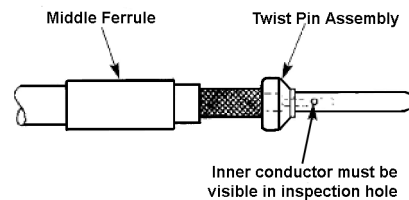


Figure 2

STEP 3. Slide twist pin assembly into the housing. Slide ferrule inside rear of assembly. Crimp with MSWCT crimp tool using the 2.54 mm Hex crimp.

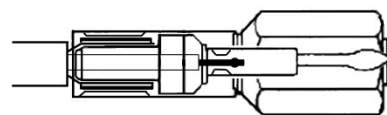


Figure 3