

Florida's 1st District

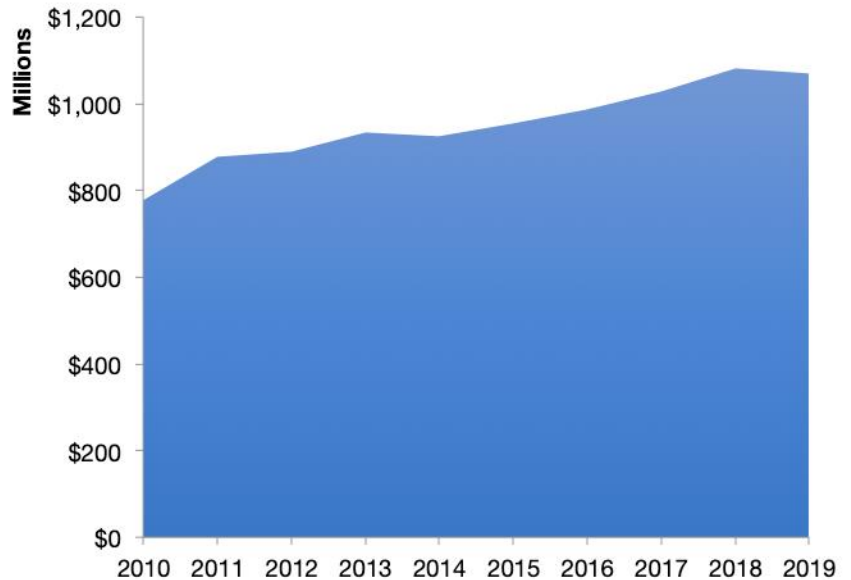
U.S. Services Supply the World

FL-1 has seen a rise in overall services exports since 2010, boosting state economic growth and jobs, and contributing to the overall U.S. services trade surplus of \$289 billion in 2019.

The U.S. services industries are the most competitive and innovative in the world. They provide new economic opportunities and contribute to the successful production of manufacturing and agriculture in the United States and abroad.

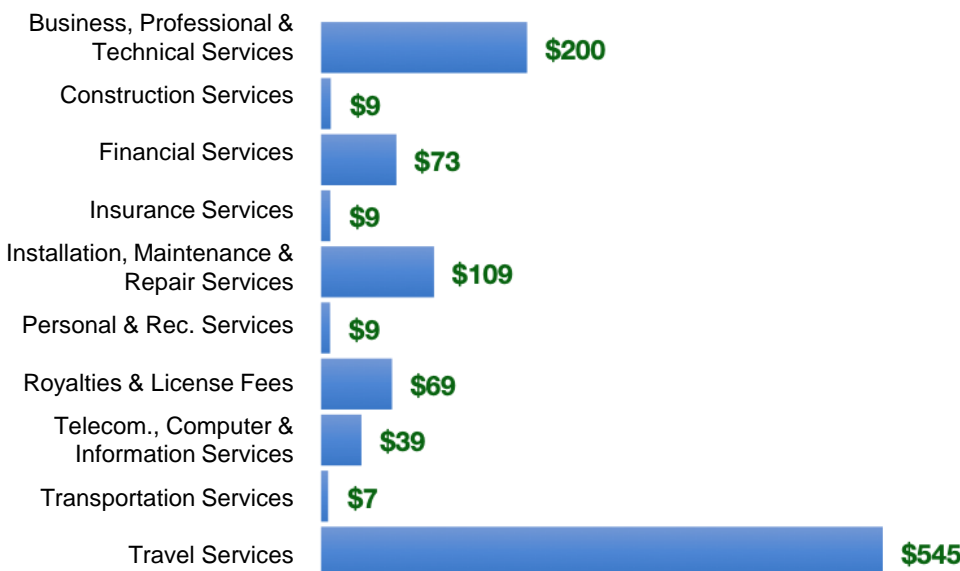
| 2010 | 2019 |
|----------------------|----------------------|
| \$776 million | \$1.1 billion |

FL-1 Services Exports



FL-1 Services Exports Support 8,450 Jobs

FL-1 Services Exports by Sector, 2019 (\$ millions)



FL-1 Services Exports to Select Countries, 2019

- To China:** \$75 million in services exports supporting 610 jobs
- To Canada:** \$94 million in services exports supporting 770 jobs
- To Mexico:** \$69 million in services exports supporting 610 jobs
- To Korea:** \$32 million in services exports supporting 270 jobs
- To Japan:** \$57 million in services exports supporting 440 jobs
- To EU:** \$222 million in services exports supporting 1,690 jobs
- To UK:** \$99 million in services exports supporting 760 jobs

* Sources: National data from the U.S. Bureau of Economic Analysis, state export and jobs data from The Trade Partnership.
Copyright 2021. The Coalition of Services Industries. All rights reserved.

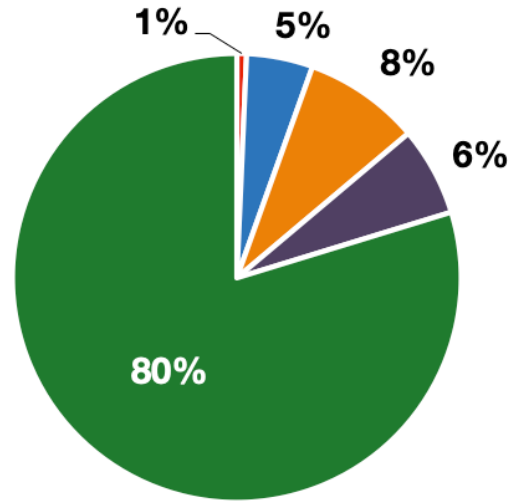
For more information on all fifty states, please visit servicescoalition.org/exports or contact admin@uscisi.org

Florida's 1st District

Services Fuel U.S. Jobs and Growth

Services fuel America's economic growth and jobs, generating more than 77 percent of employment in the United States and 68 percent of GDP. Services are a major component of the manufacturing and agricultural sectors, and they boost the competitiveness of those sectors.

In FL-1, services accounted for 80 percent of all jobs in 2019. The top services sector for employment was educational, health care, and social assistance services, which alone employed 71,800 FL-1 workers.



FL-1 Industries Employ **350,600** Workers

FL-1 Jobs by Sector and Services Subsector, 2019

| | |
|--|----------------|
| Agriculture, Forestry, & Mining | 2,450 |
| Construction | 29,400 |
| Manufacturing | 16,800 |
| Public Administration | 22,500 |
| Total Services | 279,500 |
| <i>Wholesale Trade</i> | 7,930 |
| <i>Retail Trade</i> | 43,300 |
| <i>Transportation, Warehousing, & Utilities</i> | 16,500 |
| <i>Information</i> | 5,570 |
| <i>Finance, Insurance, & Real Estate</i> | 31,100 |
| <i>Professional, Scientific, & Management</i> | 44,400 |
| <i>Education, Health Care, & Social Assistance</i> | 71,800 |
| <i>Arts, Entertainment, Accommodation, & Food</i> | 42,400 |
| <i>Other Services</i> | 16,500 |