

Delaware's At-Large District

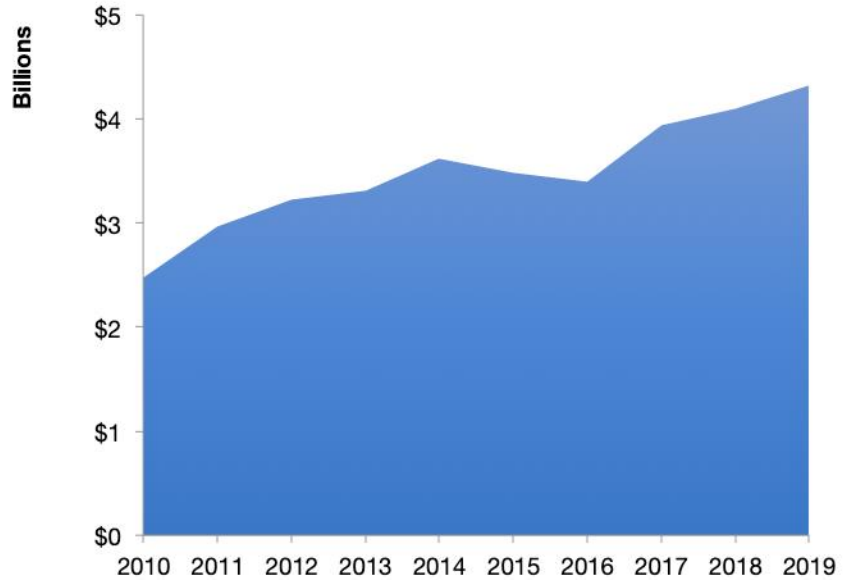
U.S. Services Supply the World

DE-AL has seen a rise in overall services exports since 2010, boosting state economic growth and jobs, and contributing to the overall U.S. services trade surplus of \$289 billion in 2019.

The U.S. services industries are the most competitive and innovative in the world. They provide new economic opportunities and contribute to the successful production of manufacturing and agriculture in the United States and abroad.

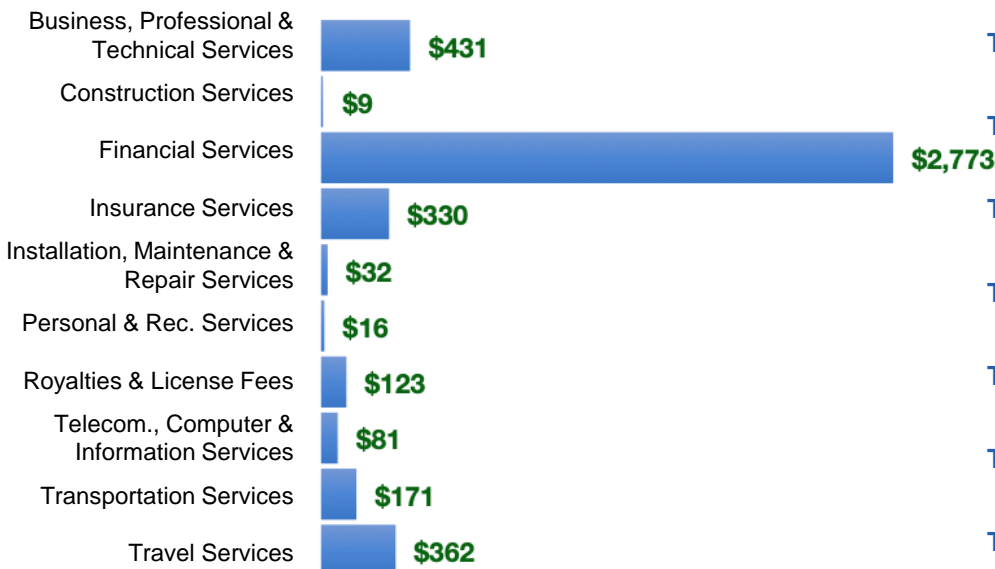
2010	2019
\$2.5 billion	\$4.3 billion

DE-AL Services Exports



DE-AL Services Exports Support 23,200 Jobs

DE-AL Services Exports by Sector, 2019 (\$ millions)



DE-AL Services Exports to Select Countries, 2019

- To China:** \$294 million in services exports supporting 1,850 jobs
- To Canada:** \$321 million in services exports supporting 1,720 jobs
- To Mexico:** \$145 million in services exports supporting 810 jobs
- To Korea:** \$89 million in services exports supporting 520 jobs
- To Japan:** \$243 million in services exports supporting 1,250 jobs
- To EU:** \$746 million in services exports supporting 3,920 jobs
- To UK:** \$501 million in services exports supporting 2,560 jobs

* Sources: National data from the U.S. Bureau of Economic Analysis, state export and jobs data from The Trade Partnership.
Copyright 2021. The Coalition of Services Industries. All rights reserved.

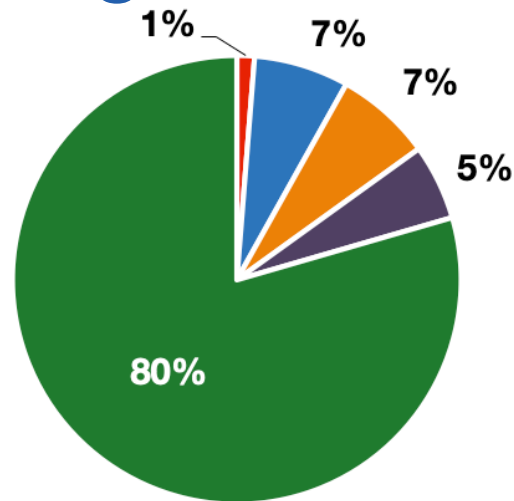
For more information on all fifty states, please visit servicescoalition.org/exports or contact admin@uscisi.org

Delaware's At-Large District

Services Fuel U.S. Jobs and Growth

Services fuel America's economic growth and jobs, generating more than 77 percent of employment in the United States and 68 percent of GDP. Services are a major component of the manufacturing and agricultural sectors, and they boost the competitiveness of those sectors.

In DE-AL, services accounted for 79 percent of all jobs in 2019. The top services sector for employment was educational, health care, and social assistance services, which alone employed 115,100 DE-AL workers.



DE-AL Industries Employ **466,100** Workers

DE-AL Jobs by Sector and Services Subsector, 2019

Agriculture, Forestry, & Mining	5,920
Construction	32,400
Manufacturing	31,900
Public Administration	25,400
Total Services	370,400
<i>Wholesale Trade</i>	9,240
<i>Retail Trade</i>	53,800
<i>Transportation, Warehousing, & Utilities</i>	26,400
<i>Information</i>	6,260
<i>Finance, Insurance, & Real Estate</i>	44,500
<i>Professional, Scientific, & Management</i>	53,700
<i>Education, Health Care, & Social Assistance</i>	115,100
<i>Arts, Entertainment, Accommodation, & Food</i>	42,800
<i>Other Services</i>	18,700