

Connecticut's 5th District

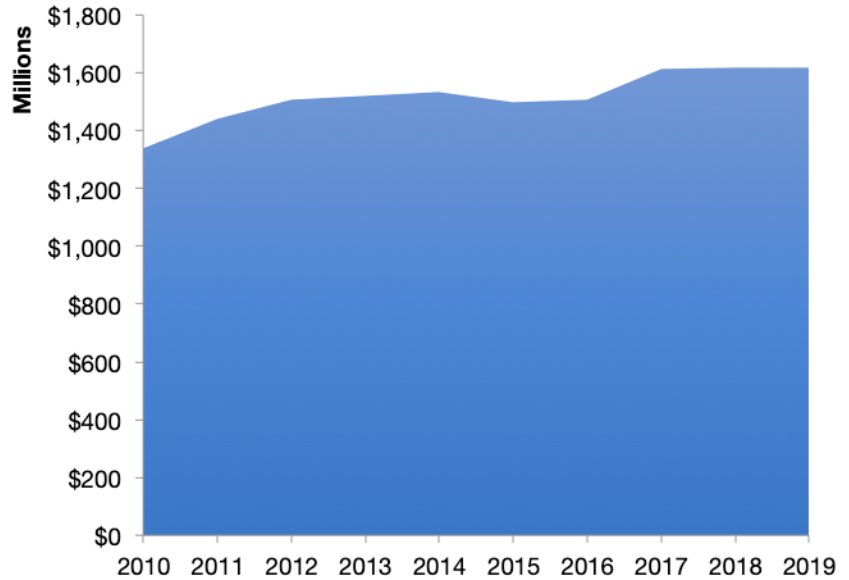
U.S. Services Supply the World

CT-5 has seen a rise in overall services exports since 2010, boosting state economic growth and jobs, and contributing to the overall U.S. services trade surplus of \$289 billion in 2019.

The U.S. services industries are the most competitive and innovative in the world. They provide new economic opportunities and contribute to the successful production of manufacturing and agriculture in the United States and abroad.

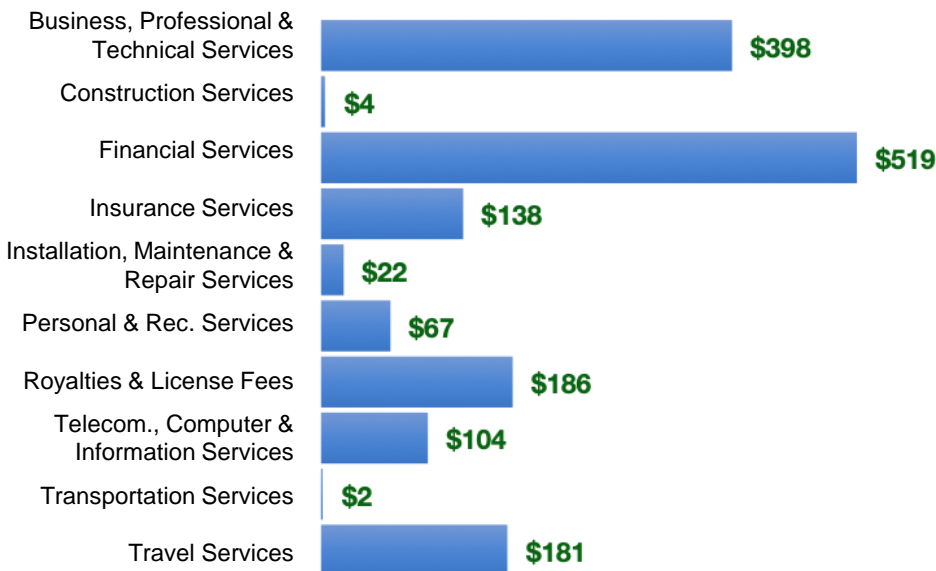
2010	2019
\$1.3 billion	\$1.6 billion

CT-5 Services Exports



CT-5 Services Exports Support 8,880 Jobs

CT-5 Services Exports by Sector, 2019 (\$ millions)



CT-5 Services Exports to Select Countries, 2019

- To China:** \$58 million in services exports supporting 360 jobs
- To Canada:** \$127 million in services exports supporting 740 jobs
- To Mexico:** \$48 million in services exports supporting 330 jobs
- To Korea:** \$30 million in services exports supporting 190 jobs
- To Japan:** \$103 million in services exports supporting 550 jobs
- To EU:** \$357 million in services exports supporting 1,950 jobs
- To UK:** \$164 million in services exports supporting 920 jobs

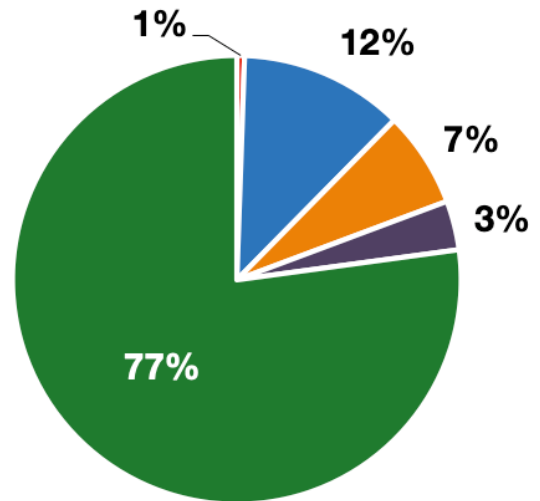
* Sources: National data from the U.S. Bureau of Economic Analysis, state export and jobs data from The Trade Partnership.
Copyright 2021. The Coalition of Services Industries. All rights reserved.

Connecticut's 5th District

Services Fuel U.S. Jobs and Growth

Services fuel America's economic growth and jobs, generating more than 77 percent of employment in the United States and 68 percent of GDP. Services are a major component of the manufacturing and agricultural sectors, and they boost the competitiveness of those sectors.

In CT-5, services accounted for 77 percent of all jobs in 2019. The top services sector for employment was educational, health care, and social assistance services, which alone employed 90,300 CT-5 workers.



CT-5 Industries Employ **361,300** Workers

CT-5 Jobs by Sector and Services Subsector, 2019

Agriculture, Forestry, & Mining	2,000
Construction	25,000
Manufacturing	42,800
Public Administration	12,800
Total Services	278,700
<i>Wholesale Trade</i>	8,350
<i>Retail Trade</i>	42,200
<i>Transportation, Warehousing, & Utilities</i>	16,000
<i>Information</i>	6,260
<i>Finance, Insurance, & Real Estate</i>	29,000
<i>Professional, Scientific, & Management</i>	39,200
<i>Education, Health Care, & Social Assistance</i>	90,300
<i>Arts, Entertainment, Accommodation, & Food</i>	30,200
<i>Other Services</i>	17,200