

California's 44th District

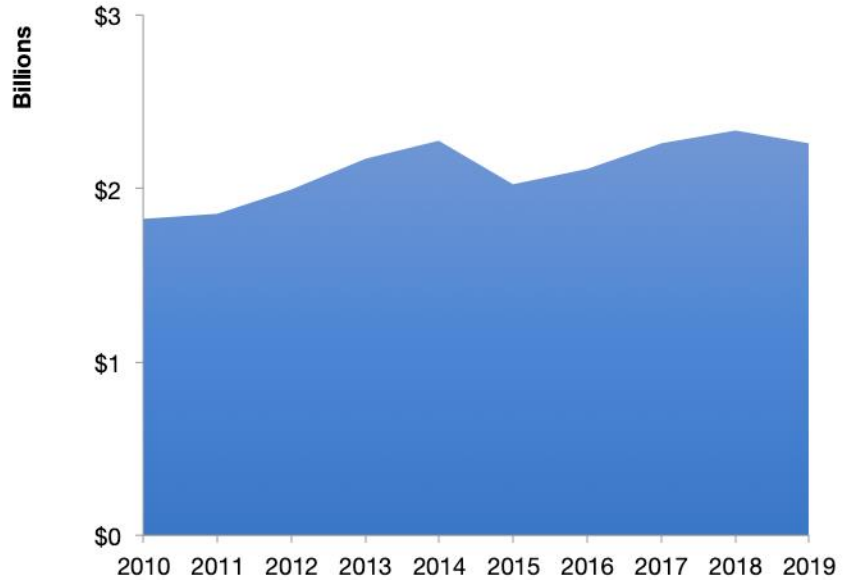
U.S. Services Supply the World

CA-44 has seen a rise in overall services exports since 2010, boosting state economic growth and jobs, and contributing to the overall U.S. services trade surplus of \$289 billion in 2019.

The U.S. services industries are the most competitive and innovative in the world. They provide new economic opportunities and contribute to the successful production of manufacturing and agriculture in the United States and abroad.

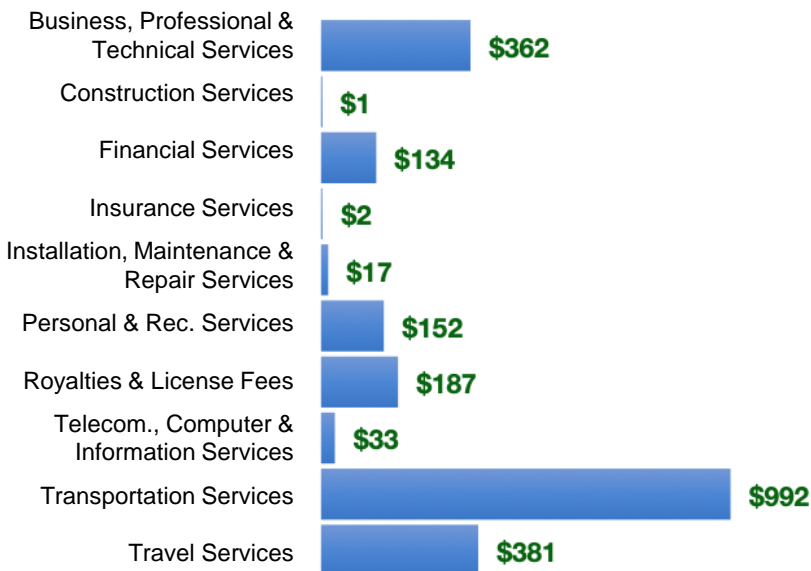
2010	2019
\$1.8 billion	\$2.3 billion

CA-44 Services Exports



CA-44 Services Exports Support 14,400 Jobs

CA-44 Services Exports by Sector, 2019 (\$ millions)



CA-44 Services Exports to Select Countries, 2019

- To China:** \$206 million in services exports supporting 1,330 jobs
- To Canada:** \$124 million in services exports supporting 820 jobs
- To Mexico:** \$67 million in services exports supporting 520 jobs
- To Korea:** \$98 million in services exports supporting 630 jobs
- To Japan:** \$277 million in services exports supporting 1,710 jobs
- To EU:** \$399 million in services exports supporting 2,530 jobs
- To UK:** \$149 million in services exports supporting 970 jobs

* Sources: National data from the U.S. Bureau of Economic Analysis, state export and jobs data from The Trade Partnership.
Copyright 2021. The Coalition of Services Industries. All rights reserved.

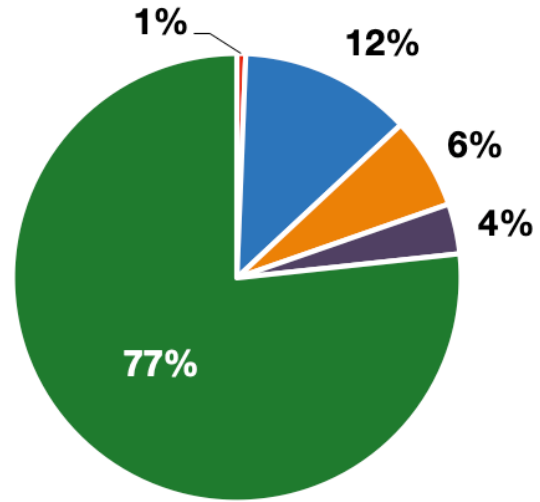
For more information on all fifty states, please visit servicescoalition.org/exports or contact admin@uscisi.org

California's 44th District

Services Fuel U.S. Jobs and Growth

Services fuel America's economic growth and jobs, generating more than 77 percent of employment in the United States and 68 percent of GDP. Services are a major component of the manufacturing and agricultural sectors, and they boost the competitiveness of those sectors.

In CA-44, services accounted for 77 percent of all jobs in 2019. The top services sector for employment was educational, health care, and social assistance services, which alone employed 61,700 CA-44 workers.



CA-44 Industries Employ **329,500** Workers

CA-44 Jobs by Sector and Services Subsector, 2019

Agriculture, Forestry, & Mining	2,110
Construction	21,800
Manufacturing	40,900
Public Administration	11,900
Total Services	252,800
<i>Wholesale Trade</i>	14,200
<i>Retail Trade</i>	35,600
<i>Transportation, Warehousing, & Utilities</i>	38,100
<i>Information</i>	4,220
<i>Finance, Insurance, & Real Estate</i>	12,200
<i>Professional, Scientific, & Management</i>	35,400
<i>Education, Health Care, & Social Assistance</i>	61,700
<i>Arts, Entertainment, Accommodation, & Food</i>	32,100
<i>Other Services</i>	19,300