

## California's 42<sup>nd</sup> District

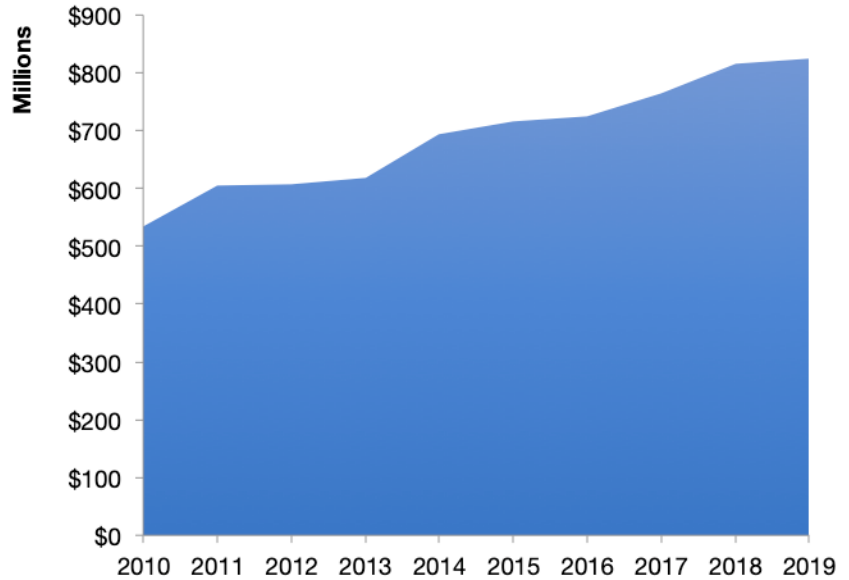
### U.S. Services Supply the World

CA-42 has seen a rise in overall services exports since 2010, boosting state economic growth and jobs, and contributing to the overall U.S. services trade surplus of \$289 billion in 2019.

The U.S. services industries are the most competitive and innovative in the world. They provide new economic opportunities and contribute to the successful production of manufacturing and agriculture in the United States and abroad.

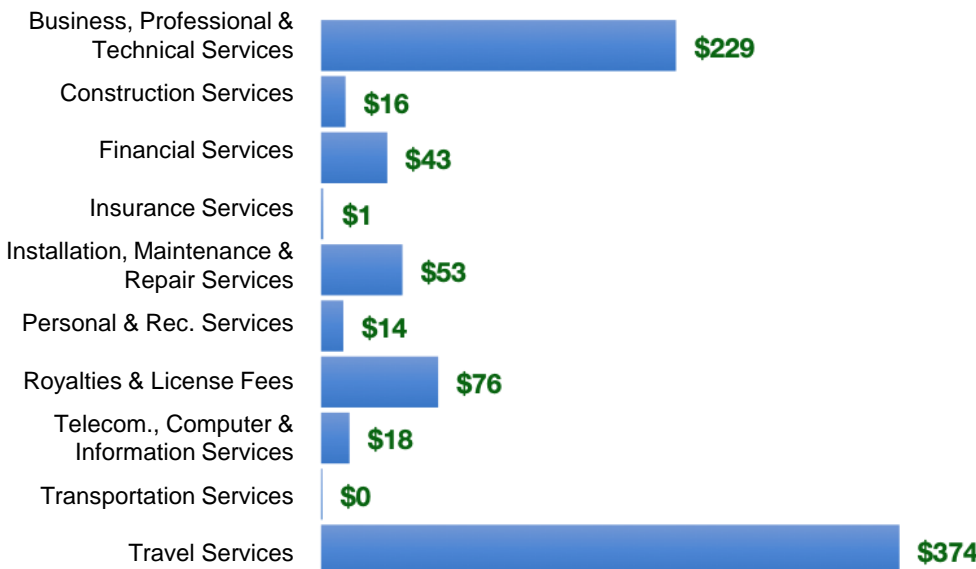
2010	2019
<b>\$535 million</b>	<b>\$824 million</b>

### CA-42 Services Exports



### CA-42 Services Exports Support 6,540 Jobs

#### CA-42 Services Exports by Sector, 2019 (\$ millions)



#### CA-42 Services Exports to Select Countries, 2019

- To China:** \$53 million in services exports supporting 440 jobs
- To Canada:** \$72 million in services exports supporting 580 jobs
- To Mexico:** \$50 million in services exports supporting 440 jobs
- To Korea:** \$23 million in services exports supporting 190 jobs
- To Japan:** \$41 million in services exports supporting 320 jobs
- To EU:** \$187 million in services exports supporting 1,430 jobs
- To UK:** \$73 million in services exports supporting 580 jobs

\* Sources: National data from the U.S. Bureau of Economic Analysis, state export and jobs data from The Trade Partnership.  
Copyright 2021. The Coalition of Services Industries. All rights reserved.

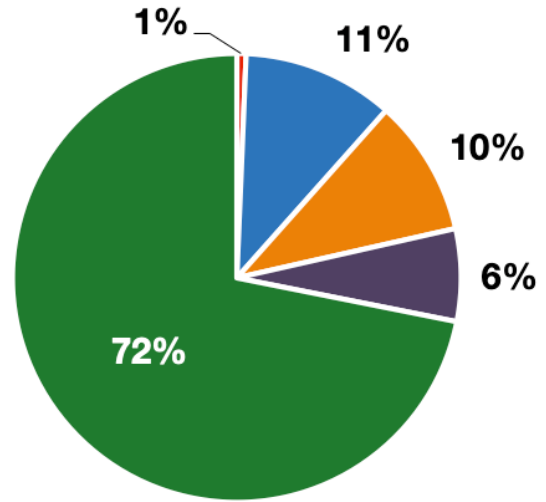
For more information on all fifty states, please visit [servicescoalition.org/exports](https://servicescoalition.org/exports) or contact [admin@uscisi.org](mailto:admin@uscisi.org)

## California's 42<sup>nd</sup> District

### Services Fuel U.S. Jobs and Growth

Services fuel America's economic growth and jobs, generating more than 77 percent of employment in the United States and 68 percent of GDP. Services are a major component of the manufacturing and agricultural sectors, and they boost the competitiveness of those sectors.

In CA-42, services accounted for 72 percent of all jobs in 2019. The top services sector for employment was educational, health care, and social assistance services, which alone employed 82,400 CA-42 workers.



CA-42 Industries Employ **377,200** Workers

### CA-42 Jobs by Sector and Services Subsector, 2019

Agriculture, Forestry, & Mining	2,510
Construction	37,200
Manufacturing	41,200
Public Administration	25,100
<b>Total Services</b>	<b>271,100</b>
<i>Wholesale Trade</i>	9,650
<i>Retail Trade</i>	44,700
<i>Transportation, Warehousing, &amp; Utilities</i>	19,900
<i>Information</i>	5,860
<i>Finance, Insurance, &amp; Real Estate</i>	22,400
<i>Professional, Scientific, &amp; Management</i>	34,900
<i>Education, Health Care, &amp; Social Assistance</i>	82,400
<i>Arts, Entertainment, Accommodation, &amp; Food</i>	34,100
<i>Other Services</i>	17,200