

## California's 3<sup>rd</sup> District

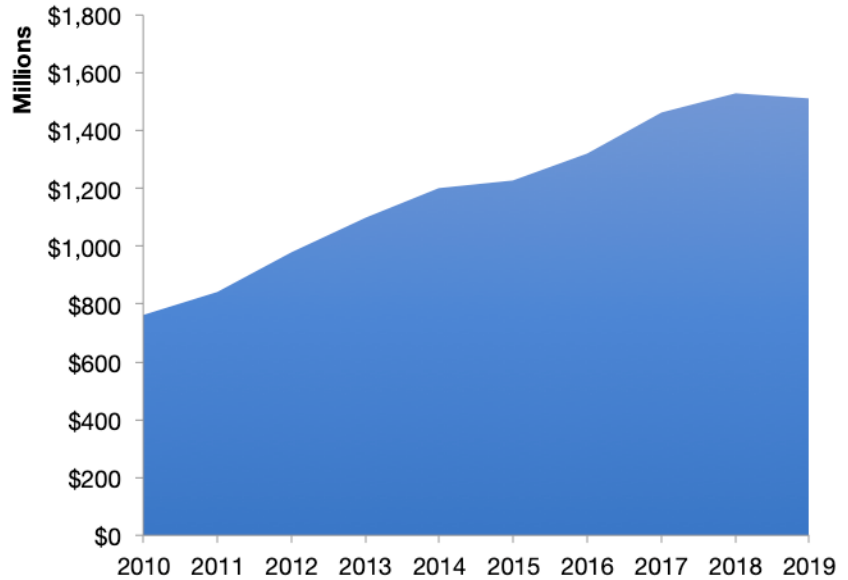
### U.S. Services Supply the World

CA-3 has seen a rise in overall services exports since 2010, boosting state economic growth and jobs, and contributing to the overall U.S. services trade surplus of \$289 billion in 2019.

The U.S. services industries are the most competitive and innovative in the world. They provide new economic opportunities and contribute to the successful production of manufacturing and agriculture in the United States and abroad.

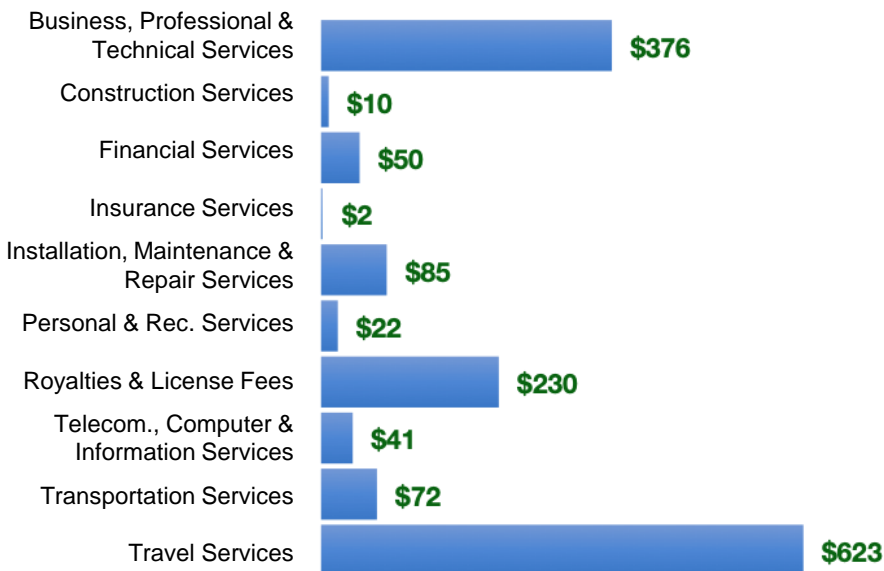
2010	2019
<b>\$764 million</b>	<b>\$1.5 billion</b>

### CA-3 Services Exports



## CA-3 Services Exports Support 11,700 Jobs

### CA-3 Services Exports by Sector, 2019 (\$ millions)



### CA-3 Services Exports to Select Countries, 2019

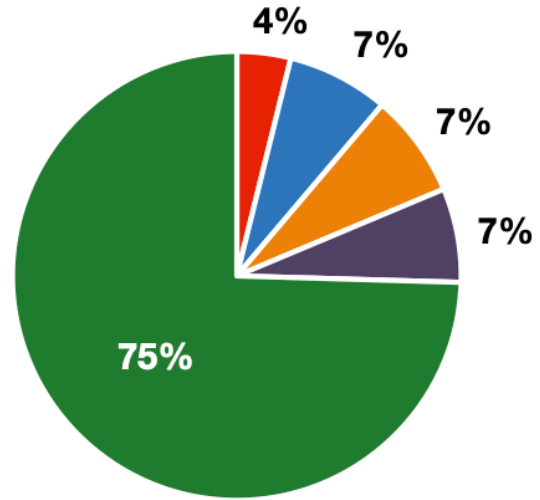
- To China:** \$207 million in services exports supporting 2,310 jobs
- To Canada:** \$82 million in services exports supporting 630 jobs
- To Mexico:** \$48 million in services exports supporting 380 jobs
- To Korea:** \$52 million in services exports supporting 460 jobs
- To Japan:** \$75 million in services exports supporting 450 jobs
- To EU:** \$313 million in services exports supporting 1,830 jobs
- To UK:** \$81 million in services exports supporting 550 jobs

## California's 3<sup>rd</sup> District

### Services Fuel U.S. Jobs and Growth

Services fuel America's economic growth and jobs, generating more than 77 percent of employment in the United States and 68 percent of GDP. Services are a major component of the manufacturing and agricultural sectors, and they boost the competitiveness of those sectors.

In CA-3, services accounted for 75 percent of all jobs in 2019. The top services sector for employment was educational, health care, and social assistance services, which alone employed 85,100 CA-3 workers.



CA-3 Industries Employ **335,400** Workers

### CA-3 Jobs by Sector and Services Subsector, 2019

Agriculture, Forestry, & Mining	<b>13,000</b>
Construction	<b>25,000</b>
Manufacturing	<b>24,600</b>
Public Administration	<b>22,700</b>
<b>Total Services</b>	<b>250,000</b>
<i>Wholesale Trade</i>	6,470
<i>Retail Trade</i>	38,900
<i>Transportation, Warehousing, &amp; Utilities</i>	20,500
<i>Information</i>	4,430
<i>Finance, Insurance, &amp; Real Estate</i>	17,300
<i>Professional, Scientific, &amp; Management</i>	33,000
<i>Education, Health Care, &amp; Social Assistance</i>	85,100
<i>Arts, Entertainment, Accommodation, &amp; Food</i>	29,700
<i>Other Services</i>	14,600