

California's 25th District

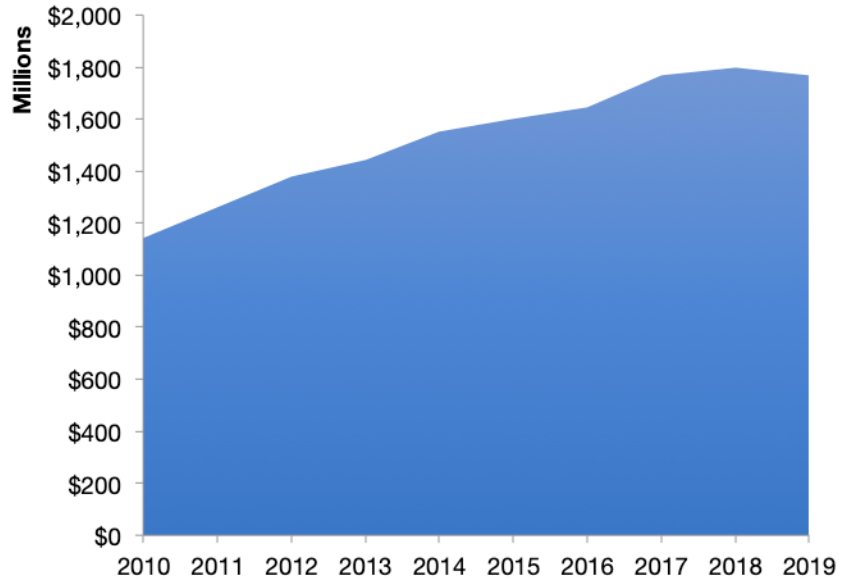
U.S. Services Supply the World

CA-25 has seen a rise in overall services exports since 2010, boosting state economic growth and jobs, and contributing to the overall U.S. services trade surplus of \$289 billion in 2019.

The U.S. services industries are the most competitive and innovative in the world. They provide new economic opportunities and contribute to the successful production of manufacturing and agriculture in the United States and abroad.

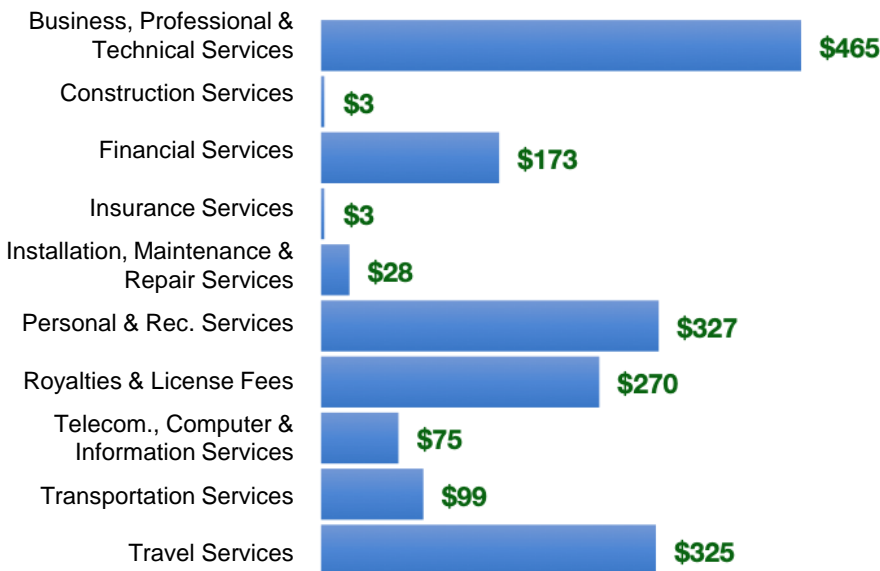
2010	2019
\$1.1 billion	\$1.8 billion

CA-25 Services Exports



CA-25 Services Exports Support 10,500 Jobs

CA-25 Services Exports by Sector, 2019 (\$ millions)



CA-25 Services Exports to Select Countries, 2019

- To China:** \$88 million in services exports supporting 570 jobs
- To Canada:** \$148 million in services exports supporting 930 jobs
- To Mexico:** \$72 million in services exports supporting 520 jobs
- To Korea:** \$43 million in services exports supporting 270 jobs
- To Japan:** \$97 million in services exports supporting 550 jobs
- To EU:** \$430 million in services exports supporting 2,470 jobs
- To UK:** \$206 million in services exports supporting 1,230 jobs

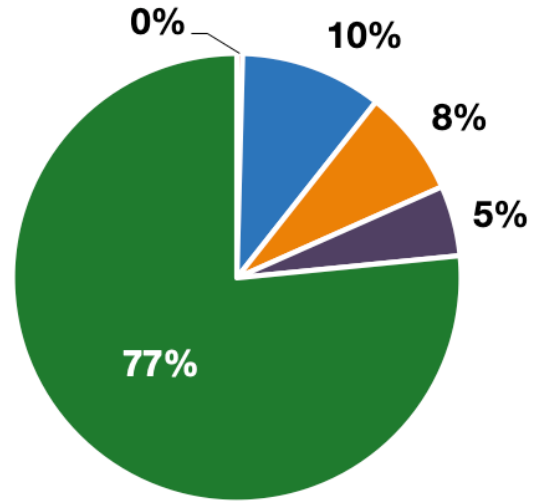
* Sources: National data from the U.S. Bureau of Economic Analysis, state export and jobs data from The Trade Partnership.
Copyright 2021. The Coalition of Services Industries. All rights reserved.

California's 25th District

Services Fuel U.S. Jobs and Growth

Services fuel America's economic growth and jobs, generating more than 77 percent of employment in the United States and 68 percent of GDP. Services are a major component of the manufacturing and agricultural sectors, and they boost the competitiveness of those sectors.

In CA-25, services accounted for 77 percent of all jobs in 2019. The top services sector for employment was educational, health care, and social assistance services, which alone employed 71,900 CA-25 workers.



CA-25 Industries Employ **325,300** Workers

CA-25 Jobs by Sector and Services Subsector, 2019

Agriculture, Forestry, & Mining	1,350
Construction	25,000
Manufacturing	33,300
Public Administration	16,500
Total Services	249,100
<i>Wholesale Trade</i>	7,260
<i>Retail Trade</i>	32,500
<i>Transportation, Warehousing, & Utilities</i>	21,800
<i>Information</i>	12,700
<i>Finance, Insurance, & Real Estate</i>	21,800
<i>Professional, Scientific, & Management</i>	35,900
<i>Education, Health Care, & Social Assistance</i>	71,900
<i>Arts, Entertainment, Accommodation, & Food</i>	30,400
<i>Other Services</i>	14,800