

Arizona's 7th District

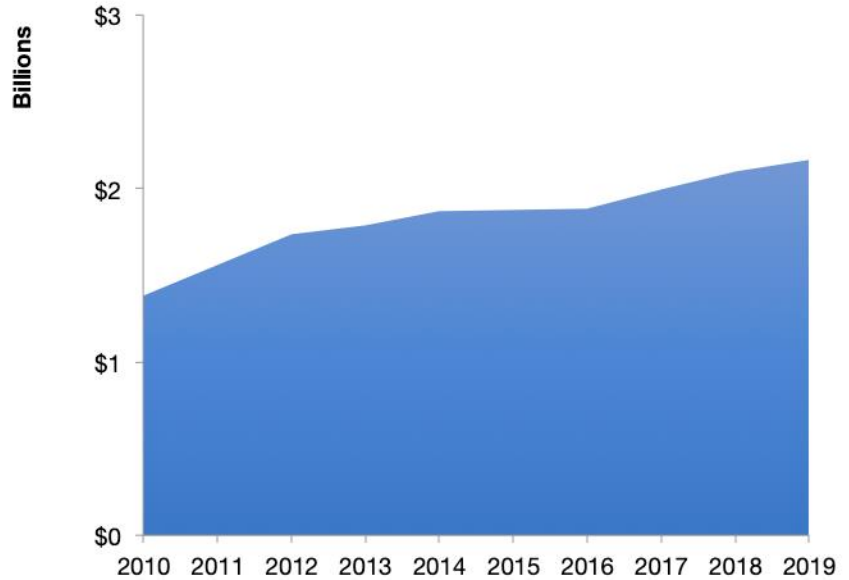
U.S. Services Supply the World

AZ-7 has seen a rise in overall services exports since 2010, boosting state economic growth and jobs, and contributing to the overall U.S. services trade surplus of \$289 billion in 2019.

The U.S. services industries are the most competitive and innovative in the world. They provide new economic opportunities and contribute to the successful production of manufacturing and agriculture in the United States and abroad.


2010	2019
\$1.4 billion	\$2.2 billion

AZ-7 Services Exports



AZ-7 Services Exports Support 13,500 Jobs

AZ-7 Services Exports by Sector, 2019 (\$ millions)



AZ-7 Services Exports to Select Countries, 2019

- To China:** \$128 million in services exports supporting 860 jobs
- To Canada:** \$173 million in services exports supporting 1,120 jobs
- To Mexico:** \$100 million in services exports supporting 730 jobs
- To Korea:** \$61 million in services exports supporting 390 jobs
- To Japan:** \$128 million in services exports supporting 750 jobs
- To EU:** \$505 million in services exports supporting 3,030 jobs
- To UK:** \$213 million in services exports supporting 1,310 jobs

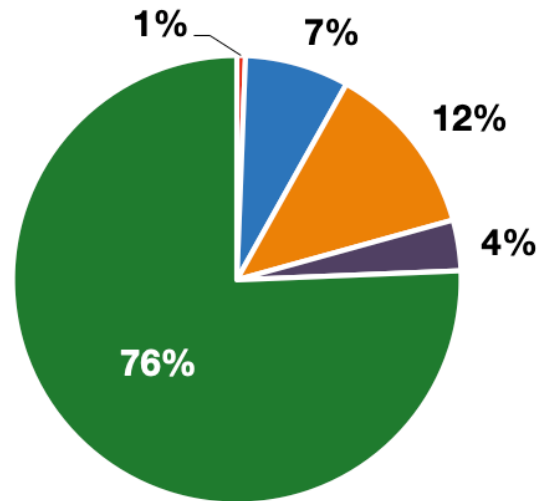
* Sources: National data from the U.S. Bureau of Economic Analysis, state export and jobs data from The Trade Partnership.
Copyright 2021. The Coalition of Services Industries. All rights reserved.

Arizona's 7th District

Services Fuel U.S. Jobs and Growth

Services fuel America's economic growth and jobs, generating more than 77 percent of employment in the United States and 68 percent of GDP. Services are a major component of the manufacturing and agricultural sectors, and they boost the competitiveness of those sectors.

In AZ-7, services accounted for 76 percent of all jobs in 2019. The top services sector for employment was educational, health care, and social assistance services, which alone employed 65,600 AZ-7 workers.



AZ-7 Industries Employ **391,700** Workers

AZ-7 Jobs by Sector and Services Subsector, 2019

Agriculture, Forestry, & Mining	2,420
Construction	49,300
Manufacturing	29,400
Public Administration	14,300
Total Services	296,300
<i>Wholesale Trade</i>	9,580
<i>Retail Trade</i>	46,700
<i>Transportation, Warehousing, & Utilities</i>	27,200
<i>Information</i>	5,460
<i>Finance, Insurance, & Real Estate</i>	30,300
<i>Professional, Scientific, & Management</i>	53,000
<i>Education, Health Care, & Social Assistance</i>	65,600
<i>Arts, Entertainment, Accommodation, & Food</i>	41,400
<i>Other Services</i>	17,100