

Arkansas' 3rd District

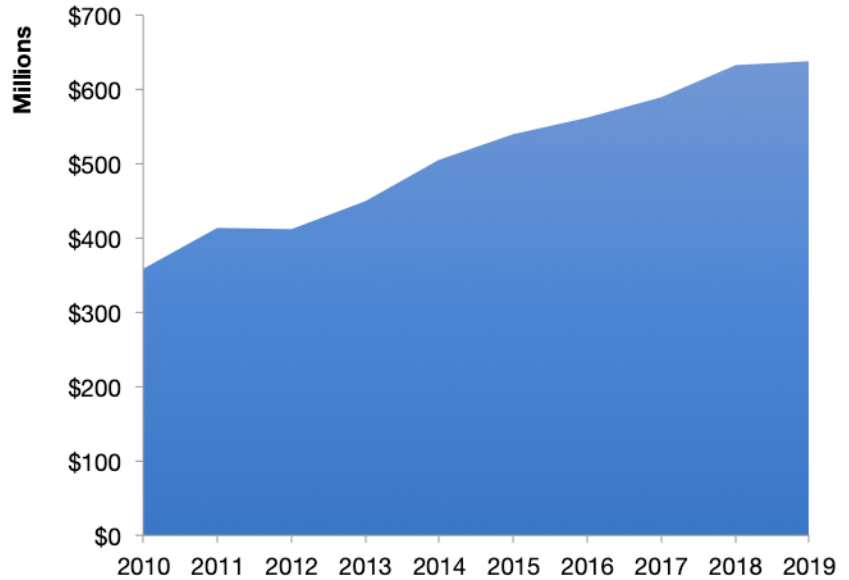
U.S. Services Supply the World

AR-3 has seen a rise in overall services exports since 2010, boosting state economic growth and jobs, and contributing to the overall U.S. services trade surplus of \$289 billion in 2019.

The U.S. services industries are the most competitive and innovative in the world. They provide new economic opportunities and contribute to the successful production of manufacturing and agriculture in the United States and abroad.

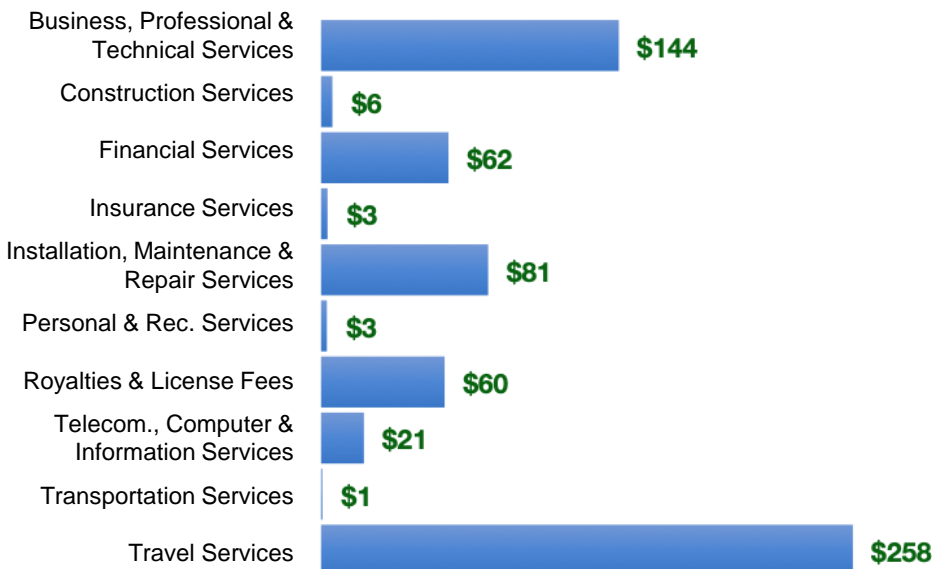
2010	2019
\$358 million	\$637 million

AR-3 Services Exports



AR-3 Services Exports Support 4,640 Jobs

AR-3 Services Exports by Sector, 2019 (\$ millions)



AR-3 Services Exports to Select Countries, 2019

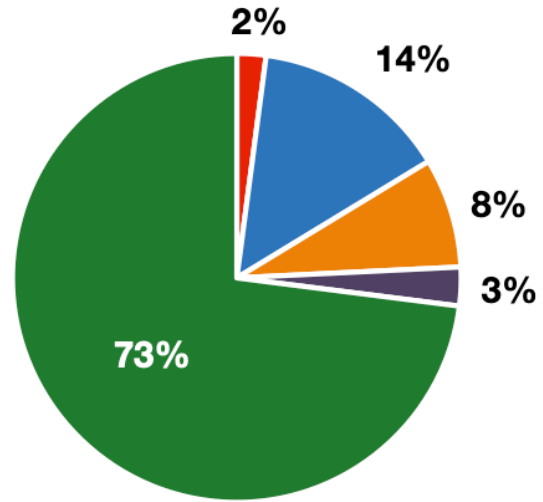
- To China:** \$56 million in services exports supporting **450 jobs**
- To Canada:** \$60 million in services exports supporting **420 jobs**
- To Mexico:** \$32 million in services exports supporting **260 jobs**
- To Korea:** \$18 million in services exports supporting **140 jobs**
- To Japan:** \$31 million in services exports supporting **210 jobs**
- To EU:** \$133 million in services exports supporting **920 jobs**
- To UK:** \$55 million in services exports supporting **380 jobs**

Arkansas' 3rd District

Services Fuel U.S. Jobs and Growth

Services fuel America's economic growth and jobs, generating more than 77 percent of employment in the United States and 68 percent of GDP. Services are a major component of the manufacturing and agricultural sectors, and they boost the competitiveness of those sectors.

In AR-3, services accounted for 73 percent of all jobs in 2019. The top services sector for employment was educational, health care, and social assistance services, which alone employed 79,700 AR-3 workers.



AR-3 Industries Employ **379,800** Workers

AR-3 Jobs by Sector and Services Subsector, 2019

Agriculture, Forestry, & Mining	7,970
Construction	30,000
Manufacturing	54,000
Public Administration	10,600
Total Services	277,200
<i>Wholesale Trade</i>	9,730
<i>Retail Trade</i>	57,500
<i>Transportation, Warehousing, & Utilities</i>	25,400
<i>Information</i>	3,610
<i>Finance, Insurance, & Real Estate</i>	15,200
<i>Professional, Scientific, & Management</i>	35,000
<i>Education, Health Care, & Social Assistance</i>	79,700
<i>Arts, Entertainment, Accommodation, & Food</i>	33,900
<i>Other Services</i>	17,200