

**AMERICAN LEGION DEPARTMENT OF NORTH CAROLINA  
MEMBERSHIP REPORT**



**DEPARTMENT SUMMARY**

REPORT DATE: 04/05/2019

TARGET DATE: 04/10/2019

TARGET 95%

<u>LOCATION</u>	<u>PRIOR YR</u> <u>MEMBERS</u>	<u>2019</u> <u>GOAL</u>	<u>ACHIEVED</u>	<u>%</u>
1981 HDQTRS	3262	3114	2,906	93.32%
TRAD TOTAL	33237	33582	30,890	91.98%
DEPT TOTAL	36499	36,695	33,796	92.10%

<u>DIV</u>	<u>DIV %</u>
I	95.42%
IV	93.04%
II	92.80%
V	90.87%
III	89.60%

<u>STANDING</u>	<u>DISTRICT</u>	<u>%</u>
1	23	100.15%
2	1	97.02%
3	4	95.70%
4	5	95.69%
5	7	95.62%
6	6	94.91%
7	18	94.57%
8	17	94.35%
9	20	93.95%
10	3	93.74%
11	9	93.43%
12	25	92.99%
13	15	92.81%
14	12	92.61%
15	2	92.58%
16	19	92.41%
17	24	91.76%
18	21	90.97%
19	8	89.38%
20	13	89.08%
21	11	88.63%
22	14	87.71%
23	16	87.33%
24	22	87.24%
25	10	85.90%

**AMERICAN LEGION DEPARTMENT OF NORTH CAROLINA  
MEMBERSHIP REPORT**

<b>Post</b>	<b>Location</b>	<b>New</b>	<b>PUFL</b>	<b>Online</b>	<b>Trad</b>	<b>Paid</b>	<b>HQ Trans</b>	<b>Total</b>	<b>Goal</b>
<b>Division 1 District 1</b>									
<b>26</b>	MANTEO	1	13	21	70	105	2	107	111
<b>40</b>	EDENTON	8	30	35	196	269	4	273	281
<b>84</b>	ELIZABETH CITY	6	9	11	30	56	6	62	61
<b>102</b>	AHOSKIE	13	22	22	95	152	2	154	161
<b>126</b>	HERTFORD	3	9	21	91	124	4	128	138
<b>182</b>	COLUMBIA	3	0	2	47	52	1	53	52
<b>223</b>	ELIZABETH CITY	4	1	6	93	104	0	104	100
<b>288</b>	COINJOCK	16	15	28	98	157	0	157	154
<b>362</b>	HERTFORD	3	2	1	32	38	0	38	43
<b>531</b>	MOYOCK	1	4	7	15	27	4	31	40
<b>DISTRICT TOTALS</b>		<b>58</b>	<b>105</b>	<b>154</b>	<b>767</b>	<b>1084</b>	<b>23</b>	<b>1107</b>	<b>1141</b>
<b>Division 1 District 2</b>									
<b>34</b>	SCOTLAND NECK	1	1	2	13	17	0	17	21
<b>37</b>	WINDSOR	0	1	2	21	24	0	24	27
<b>38</b>	ROANOKE RAPIDS	4	8	12	60	84	3	87	90
<b>98</b>	HALIFAX	0	1	1	5	7	0	7	9
<b>111</b>	RICH SQUARE	0	0	4	23	27	0	27	28
<b>131</b>	HAMILTON	3	4	3	40	50	1	51	46
<b>163</b>	WILLIAMSTON	0	0	1	0	1	0	1	12
<b>164</b>	PLYMOUTH	1	3	0	55	59	1	60	58
<b>308</b>	LITTLETON	5	1	7	36	49	2	51	47
<b>325</b>	ENFIELD	0	1	4	11	16	1	17	26
<b>391</b>	CRESWELL	0	2	0	34	36	0	36	40
<b>407</b>	WELDON	0	2	1	9	12	0	12	14
<b>425</b>	LITTLETON	6	12	3	38	59	0	59	67
<b>DISTRICT TOTALS:</b>		<b>20</b>	<b>36</b>	<b>40</b>	<b>345</b>	<b>441</b>	<b>8</b>	<b>449</b>	<b>485</b>
<b>Division 1 District 3</b>									
<b>15</b>	WASHINGTON	4	8	9	51	72	4	76	71
<b>39</b>	GREENVILLE	5	34	56	177	272	9	281	309
<b>151</b>	FARMVILLE	0	5	3	16	24	0	24	28
<b>160</b>	GREENVILLE	0	1	0	10	11	0	11	15
<b>226</b>	SWAN QUARTER	0	0	1	11	12	0	12	18
<b>249</b>	BELHAVEN	0	2	3	36	41	0	41	42
<b>263</b>	WASHINGTON	8	4	1	13	26	0	26	17
<b>289</b>	AYDEN	2	5	1	8	16	1	17	15
<b>313</b>	AURORA	1	2	2	9	14	0	14	18
<b>372</b>	FARMVILLE	0	0	0	7	7	0	7	10
<b>DISTRICT TOTALS:</b>		<b>20</b>	<b>61</b>	<b>76</b>	<b>338</b>	<b>495</b>	<b>14</b>	<b>509</b>	<b>543</b>

**AMERICAN LEGION DEPARTMENT OF NORTH CAROLINA  
MEMBERSHIP REPORT**

**Division 1 District 4**

<b>13</b>	WILSON	7	25	20	138	190	4	194	212
<b>17</b>	WILSON	3	5	9	54	71	0	71	89
<b>19</b>	TARBORO	12	9	17	73	111	0	111	93
<b>58</b>	ROCKY MOUNT	3	10	43	132	188	11	199	196
<b>91</b>	SPRING HOPE	0	0	2	13	15	1	16	17
<b>110</b>	NASHVILLE	11	5	18	139	173	0	173	164
<b>153</b>	ELM CITY	0	5	3	36	44	1	45	50
<b>245</b>	STANTONSBURG	0	0	3	8	11	0	11	16
<b>278</b>	MIDDLESEX	1	0	1	26	28	0	28	29
<b>293</b>	NASHVILLE	3	1	1	61	66	0	66	66
<b>316</b>	PINETOPS	0	1	2	0	3	0	3	26
<b>396</b>	SPRING HOPE	3	0	0	14	17	0	17	13
<b>528</b>	WILSON	0	0	1	0	1	0	1	6
<b>DISTRICT TOTALS:</b>		<b>43</b>	<b>61</b>	<b>120</b>	<b>694</b>	<b>918</b>	<b>17</b>	<b>935</b>	<b>977</b>

**Division 1 District 5**

<b>52</b>	FRANKLINTON	5	9	40	154	208	2	210	226
<b>60</b>	HENDERSON	9	1	0	53	63	1	64	53
<b>90</b>	OXFORD	4	10	5	42	61	3	64	64
<b>105</b>	LOUISBURG	3	3	5	71	82	0	82	91
<b>138</b>	ROXBORO	5	13	25	123	166	3	169	178
<b>161</b>	CREEDMOOR	0	2	6	30	38	0	38	37
<b>166</b>	OXFORD	2	1	0	20	23	0	23	26
<b>228</b>	LOUISBURG	1	0	3	13	17	0	17	23
<b>547</b>	WARRENTON	3	0	2	15	20	1	21	21
<b>DISTRICT TOTALS:</b>		<b>3</b>	<b>0</b>	<b>2</b>	<b>15</b>	<b>20</b>	<b>1</b>	<b>688</b>	<b>719</b>

<b>DIVISION TOTALS:</b>		<b>144</b>	<b>263</b>	<b>392</b>	<b>2,159</b>	<b>2,958</b>	<b>63</b>	<b>3,688</b>	<b>3,865</b>
-------------------------	--	------------	------------	------------	--------------	--------------	-----------	--------------	--------------

**Division 2 District 6**

<b>24</b>	NEW BERN	3	30	40	115	188	1	189	213
<b>46</b>	MOREHEAD CITY	26	33	26	114	199	2	201	200
<b>64</b>	POLLOCKSVILLE	0	0	0	21	21	0	21	16
<b>78</b>	SWANSBORO	5	11	17	71	104	8	112	111
<b>99</b>	BEAUFORT	2	2	0	48	52	3	55	54
<b>154</b>	TRENTON	1	1	3	40	45	0	45	55
<b>200</b>	BAYBORO	1	0	4	14	19	0	19	18
<b>203</b>	NEWPORT	0	13	26	81	120	3	123	131
<b>238</b>	BAYBORO	0	2	0	10	12	0	12	12
<b>265</b>	JACKSONVILLE	9	45	71	153	278	2	280	302
<b>295</b>	DAVIS	0	2	1	16	19	0	19	20
<b>539</b>	NEW BERN	3	17	19	77	116	1	117	125
<b>DISTRICT TOTALS:</b>		<b>50</b>	<b>156</b>	<b>207</b>	<b>760</b>	<b>1173</b>	<b>20</b>	<b>1193</b>	<b>1257</b>

**AMERICAN LEGION DEPARTMENT OF NORTH CAROLINA  
MEMBERSHIP REPORT**

**Division 2 District 7**

<b>11</b>	GOLDSBORO	25	31	42	192	290	7	297	300
<b>43</b>	KINSTON	11	10	13	107	141	1	142	142
<b>94</b>	SNOW HILL	7	10	16	82	115	15	130	129
<b>103</b>	MOUNT OLIVE	3	8	2	43	56	1	57	77
<b>127</b>	WARSAW	0	0	4	14	18	0	18	19
<b>156</b>	WALLACE	1	3	4	45	53	1	54	61
<b>184</b>	FREMONT	1	0	2	19	22	1	23	24
<b>215</b>	GOLDSBORO	11	4	10	53	78	3	81	78
<b>219</b>	KINSTON	2	4	3	49	58	0	58	70
<b>329</b>	KENANSVILLE	0	0	1	10	11	0	11	14
<b>332</b>	WALSTONBURG	1	2	1	38	42	0	42	43
<b>379</b>	ALBERTSON	3	6	8	65	82	0	82	86
<b>504</b>	KINSTON	1	3	3	23	30	0	30	26
<b>511</b>	BEULAVILLE	8	0	4	29	41	1	42	35
<b>536</b>	SNOW HILL	0	0	4	25	29	0	29	41
<b>541</b>	PIKEVILLE	0	3	2	12	17	0	17	20
<b>546</b>	LA GRANGE	0	1	1	19	21	0	21	21
<b>DISTRICT TOTALS:</b>		<b>74</b>	<b>85</b>	<b>120</b>	<b>825</b>	<b>1104</b>	<b>30</b>	<b>1134</b>	<b>1186</b>

**Division 2 District 8**

<b>08</b>	CLINTON	1	1	1	26	29	0	29	32
<b>32</b>	FAYETTEVILLE	148	48	85	132	413	40	453	335
<b>133</b>	NEWTON GROVE	0	1	0	11	12	1	13	20
<b>202</b>	FAYETTEVILLE	15	55	40	157	267	6	273	363
<b>230</b>	SPRING LAKE	37	43	74	98	252	19	271	370
<b>319</b>	CLINTON	0	4	2	61	67	2	69	74
<b>502</b>	GARLAND	0	1	3	0	4	0	4	24
<b>525</b>	FAYETTEVILLE	1	28	47	154	230	4	234	288
<b>DISTRICT TOTALS:</b>		<b>202</b>	<b>181</b>	<b>252</b>	<b>639</b>	<b>1274</b>	<b>72</b>	<b>1346</b>	<b>1506</b>

**AMERICAN LEGION DEPARTMENT OF NORTH CAROLINA  
MEMBERSHIP REPORT**

**Division 2 District 9**

<b>10</b>	WILMINGTON	16	79	137	486	718	28	746	833
<b>68</b>	LELAND	3	3	11	87	104	8	112	106
<b>129</b>	CAROLINA BEACH	40	10	81	148	279	5	284	270
<b>137</b>	WHITEVILLE	1	2	9	29	41	2	43	43
<b>139</b>	CHADBOURN	0	0	0	5	5	0	5	17
<b>165</b>	BURGAW	3	14	6	43	66	0	66	79
<b>167</b>	HAMPSTEAD	11	35	23	84	153	5	158	187
<b>204</b>	FAIR BLUFF	1	0	0	17	18	0	18	19
<b>213</b>	SOUTHPORT	2	1	0	32	35	0	35	40
<b>233</b>	WHITEVILLE	2	0	3	32	37	0	37	42
<b>294</b>	BURGAW	1	5	4	6	16	0	16	20
<b>404</b>	ELIZABETHTOWN	7	8	9	65	89	1	90	84
<b>454</b>	OAK ISLAND	0	2	14	27	43	1	44	55
<b>503</b>	CALABASH	22	42	151	452	667	6	673	725
<b>507</b>	TABOR CITY	0	1	0	19	20	0	20	28
<b>521</b>	EAST ARCADIA	0	1	0	16	17	0	17	19
<b>543</b>	ST. JAMES	24	8	34	128	194	3	197	190
<b>545</b>	WILMINGTON	2	14	15	42	73	1	74	75
<b>550</b>	SHALLOTTE	0	3	7	19	29	3	32	34
<b>551</b>	SOUTHPORT	6	1	2	22	31	3	34	25
<b>DISTRICT TOTALS:</b>		<b>141</b>	<b>229</b>	<b>506</b>	<b>1759</b>	<b>2635</b>	<b>66</b>	<b>2701</b>	<b>2891</b>

**Division 2 District 10**

<b>5</b>	ST. PAULS	0	0	4	24	28	0	28	39
<b>35</b>	RED SPRINGS	9	2	0	13	24	0	24	18
<b>42</b>	LUMBERTON	0	7	4	13	24	2	26	31
<b>50</b>	LAURINBURG	6	4	9	83	102	2	104	115
<b>117</b>	MAXTON	2	0	2	28	32	0	32	39
<b>181</b>	LAURINBURG	3	3	1	50	57	0	57	58
<b>205</b>	PEMBROKE	0	1	0	14	15	0	15	27
<b>214</b>	MAXTON	0	0	0	5	5	0	5	11
<b>271</b>	ROWLAND	0	1	1	6	8	1	9	12
<b>449</b>	WAGRAM	0	2	0	13	15	2	17	17
<b>548</b>	FAIRMONT	0	0	1	10	11	1	12	16
<b>DISTRICT TOTALS:</b>		<b>20</b>	<b>20</b>	<b>22</b>	<b>259</b>	<b>321</b>	<b>8</b>	<b>329</b>	<b>383</b>

<b>DIVISION TOTALS:</b>	<b>487</b>	<b>671</b>	<b>1,107</b>	<b>4,242</b>	<b>6,507</b>	<b>196</b>	<b>6,703</b>	<b>7,223</b>
-------------------------	------------	------------	--------------	--------------	--------------	------------	--------------	--------------

**AMERICAN LEGION DEPARTMENT OF NORTH CAROLINA  
MEMBERSHIP REPORT**

**Division 3 District 11**

<b>1</b>	RALEIGH	0	75	84	179	338	15	353	411
<b>67</b>	CARY	9	31	38	100	178	9	187	191
<b>71</b>	CLAYTON	9	20	54	161	244	4	248	284
<b>109</b>	BENSON	6	31	52	348	437	0	437	474
<b>116</b>	FUQUAY-VARINA	77	62	309	329	777	21	798	919
<b>124</b>	APEX	4	10	35	62	111	6	117	154
<b>132</b>	SMITHFIELD	0	16	7	45	68	0	68	85
<b>141</b>	SELMA	1	9	9	64	83	0	83	93
<b>148</b>	WENDELL	2	11	10	80	103	1	104	119
<b>157</b>	RALEIGH	2	12	13	21	48	0	48	46
<b>187</b>	WAKE FOREST	4	19	75	84	182	6	188	187
<b>232</b>	GARNER	13	17	31	102	163	1	164	183
<b>270</b>	SMITHFIELD	0	2	4	33	39	0	39	43
<b>297</b>	RALEIGH	2	4	3	33	42	1	43	42
<b>328</b>	KENLY	0	3	0	28	31	0	31	34
<b>346</b>	FOUR OAKS	6	8	3	99	116	1	117	130
<b>363</b>	ZEBULON	0	1	1	13	15	0	15	15
<b>405</b>	PINE LEVEL	4	8	10	75	97	1	98	99
<b>518</b>	CLAYTON	3	4	3	33	43	1	44	52
<b>529</b>	KNIGHTDALE	0	0	8	24	32	3	35	43
<b>530</b>	RALEIGH	0	4	8	31	43	0	43	78
<b>540</b>	CARY	3	6	5	15	29	0	29	29
<b>DISTRICT TOTALS:</b>		<b>145</b>	<b>353</b>	<b>762</b>	<b>1959</b>	<b>3219</b>	<b>70</b>	<b>3289</b>	<b>3711</b>

**Division 3 District 12**

<b>6</b>	CHAPEL HILL	14	16	51	100	181	2	183	196
<b>7</b>	DURHAM	16	18	39	143	216	3	219	223
<b>63</b>	BURLINGTON	8	16	25	164	213	9	222	228
<b>89</b>	YANCEYVILLE	1	1	2	35	39	2	41	47
<b>95</b>	MEBANE	3	5	6	66	80	0	80	86
<b>175</b>	DURHAM	0	4	3	17	24	0	24	28
<b>210</b>	YANCEYVILLE	2	2	4	35	43	0	43	46
<b>305</b>	SNOW CAMP	2	0	4	20	26	0	26	34
<b>357</b>	ALTAMAHAW	0	0	0	17	17	0	17	15
<b>416</b>	LOWES GROVE	0	8	2	25	35	0	35	38
<b>427</b>	HAW RIVER	9	2	4	29	44	0	44	43
<b>447</b>	PROSPECT HILL	0	1	1	43	45	0	45	50
<b>452</b>	HILLSBOROUGH	0	3	2	21	26	1	27	36
<b>549</b>	GRAHAM	0	2	3	15	20	2	22	40
<b>DISTRICT TOTALS:</b>		<b>55</b>	<b>78</b>	<b>146</b>	<b>730</b>	<b>1009</b>	<b>19</b>	<b>1028</b>	<b>1110</b>

**AMERICAN LEGION DEPARTMENT OF NORTH CAROLINA  
MEMBERSHIP REPORT**

**Division 3 District 13**

<b>28</b>	LILLINGTON	0	6	8	22	36	0	36	49
<b>59</b>	DUNN	19	9	13	166	207	0	207	202
<b>93</b>	SILER CITY	0	0	8	20	28	0	28	39
<b>237</b>	SANFORD	0	2	0	7	9	0	9	15
<b>277</b>	SILER CITY	0	0	0	7	7	0	7	11
<b>283</b>	PITTSBORO	0	1	10	5	16	0	16	21
<b>292</b>	GOLDSTON	3	1	5	9	18	3	21	21
<b>347</b>	BROADWAY	1	2	5	22	30	0	30	31
<b>382</b>	SANFORD	4	57	43	136	240	14	254	302
<b>436</b>	ANGIER	9	7	7	37	60	1	61	60
<b>DISTRICT TOTALS:</b>		<b>36</b>	<b>85</b>	<b>99</b>	<b>431</b>	<b>651</b>	<b>18</b>	<b>669</b>	<b>751</b>

**Division 3 District 14**

<b>53</b>	GREENSBORO	2	38	78	240	358	6	364	451
<b>79</b>	REIDSVILLE	2	6	11	62	81	1	82	92
<b>80</b>	MADISON	1	3	4	22	30	0	30	34
<b>83</b>	GUILFORD COLLEGE	0	9	4	16	29	0	29	40
<b>87</b>	HIGH POINT	9	16	36	159	220	8	228	222
<b>196</b>	HIGH POINT	0	0	4	18	22	0	22	22
<b>199</b>	REIDSVILLE	0	2	0	8	10	0	10	15
<b>254</b>	EDEN	2	3	10	45	60	0	60	59
<b>267</b>	GREENSBORO	0	3	1	6	10	0	10	12
<b>386</b>	GREENSBORO	0	33	40	133	206	5	211	256
<b>534</b>	MAYODAN	17	1	8	63	89	0	89	91
<b>DISTRICT TOTALS:</b>		<b>33</b>	<b>114</b>	<b>196</b>	<b>772</b>	<b>1115</b>	<b>20</b>	<b>1135</b>	<b>1294</b>

**Division 3 District 15**

<b>8</b>	LIBERTY	21	59	49	287	416	1	417	434
<b>45</b>	ASHEBORO	3	24	25	158	210	3	213	233
<b>81</b>	LIBERTY	3	17	9	130	159	4	163	180
<b>162</b>	REEDS	0	5	0	27	32	0	32	38
<b>255</b>	LEXINGTON	1	2	6	38	47	0	47	54
<b>284</b>	THOMASVILLE	0	4	4	8	16	2	18	20
<b>DISTRICT TOTALS:</b>		<b>28</b>	<b>111</b>	<b>93</b>	<b>648</b>	<b>880</b>	<b>10</b>	<b>890</b>	<b>959</b>

<b>DIVISION TOTALS:</b>		<b>297</b>	<b>741</b>	<b>1,296</b>	<b>4,540</b>	<b>6,874</b>	<b>137</b>	<b>7,011</b>	<b>7,825</b>
-------------------------	--	------------	------------	--------------	--------------	--------------	------------	--------------	--------------

**AMERICAN LEGION DEPARTMENT OF NORTH CAROLINA  
MEMBERSHIP REPORT**

**Division 4 District 16**

<b>12</b>	CARTHAGE	6	3	18	106	133	3	136	162
<b>20</b>	RAEFORD	0	7	15	19	41	2	43	56
<b>49</b>	HAMLET	4	7	6	53	70	2	72	85
<b>72</b>	ABERDEEN	8	10	14	58	90	5	95	94
<b>92</b>	MOUNT GILEAD	0	2	1	20	23	1	24	26
<b>147</b>	ROCKINGHAM	1	21	10	81	113	4	117	144
<b>159</b>	TROY	0	3	3	34	40	0	40	44
<b>177</b>	SOUTHERN PINES	9	3	2	32	46	6	52	52
<b>269</b>	VASS	10	3	12	44	69	2	71	82
<b>303</b>	WEST END	0	1	4	1	6	0	6	13
<b>350</b>	PINEHURST	0	13	10	62	85	1	86	89
<b>358</b>	TROY	0	0	3	6	9	0	9	13
<b>DISTRICT TOTALS:</b>		<b>38</b>	<b>73</b>	<b>98</b>	<b>516</b>	<b>725</b>	<b>26</b>	<b>751</b>	<b>860</b>

**Division 4 District 17**

<b>27</b>	MONROE	1	12	12	74	99	0	99	115
<b>51</b>	CONCORD	5	29	49	183	266	12	278	289
<b>76</b>	ALBEMARLE	2	5	4	34	45	5	50	58
<b>115</b>	KANNAPOLIS	6	17	23	99	145	5	150	162
<b>121</b>	MARSHVILLE	1	2	3	29	35	0	35	35
<b>172</b>	CONCORD	0	2	3	1	6	0	6	11
<b>208</b>	WAXHAW	0	21	49	91	161	4	165	176
<b>212</b>	MONROE	2	6	1	18	27	0	27	34
<b>301</b>	MT. PLEASANT	0	7	0	20	27	2	29	32
<b>431</b>	WINGATE	0	0	0	22	22	0	22	17
<b>433</b>	MIDLAND	1	2	3	58	64	0	64	72
<b>440</b>	NEW SALEM	1	2	10	71	84	2	86	90
<b>446</b>	MARSHVILLE	3	0	0	15	18	0	18	19
<b>458</b>	INDIAN TRAIL	6	7	12	71	96	5	101	89
<b>520</b>	ALBEMARLE	3	4	16	57	80	0	80	87
<b>523</b>	HARRISBURG	3	5	11	33	52	1	53	51
<b>535</b>	UNIONVILLE	7	1	21	111	140	0	140	150
<b>DISTRICT TOTALS:</b>		<b>41</b>	<b>122</b>	<b>217</b>	<b>987</b>	<b>1367</b>	<b>36</b>	<b>1403</b>	<b>1487</b>



**AMERICAN LEGION DEPARTMENT OF NORTH CAROLINA  
MEMBERSHIP REPORT**

**Division 4 District 18**

<b>36</b>	KERNERSVILLE	3	13	27	85	128	18	146	149
<b>55</b>	WINSTON-SALEM	19	31	67	200	317	7	324	370
<b>119</b>	CLEMMONS	0	9	4	19	32	3	35	35
<b>123</b>	MOUNT AIRY	2	24	16	83	125	5	130	141
<b>128</b>	WINSTON-SALEM	0	3	3	33	39	1	40	42
<b>140</b>	SANDY RIDGE	1	0	0	16	17	0	17	19
<b>142</b>	PILOT MTN.	0	3	0	12	15	3	18	17
<b>220</b>	WINSTON-SALEM	0	18	2	19	39	3	42	47
<b>290</b>	KING	8	23	39	280	350	34	384	387
<b>336</b>	EAST BEND	7	7	20	234	268	3	271	278
<b>453</b>	WINSTON-SALEM	0	1	1	12	14	0	14	16
<b>505</b>	YADKINVILLE	0	6	4	33	43	0	43	48
<b>522</b>	LEWISVILLE	13	16	21	100	150	4	154	163
<b>542</b>	SPARTA	0	3	6	24	33	4	37	38
<b>DISTRICT TOTALS:</b>		<b>53</b>	<b>157</b>	<b>210</b>	<b>1150</b>	<b>1570</b>	<b>85</b>	<b>1655</b>	<b>1750</b>

**Division 4 District 19**

<b>14</b>	SALISBURY	2	4	12	61	79	0	79	102
<b>54</b>	COOLEEMEE	1	1	2	30	34	1	35	41
<b>65</b>	STATESVILLE	11	8	27	133	179	6	185	180
<b>66</b>	MOORESVILLE	2	9	22	67	100	4	104	107
<b>106</b>	SALISBURY	11	8	25	65	109	1	110	102
<b>107</b>	SALISBURY	3	12	15	84	114	1	115	147
<b>112</b>	ROCKWELL	2	5	4	37	48	0	48	50
<b>113</b>	HARMONY	0	7	10	78	95	1	96	104
<b>146</b>	LANDIS	1	3	5	31	40	0	40	52
<b>174</b>	MOCKSVILLE	0	2	4	13	19	0	19	24
<b>185</b>	CHINA GROVE	0	4	9	42	55	0	55	62
<b>217</b>	STATESVILLE	6	6	2	46	60	0	60	56
<b>327</b>	FAITH	6	5	14	105	130	1	131	146
<b>342</b>	SALISBURY	11	46	42	245	344	6	350	374
<b>401</b>	TROUTMAN	5	1	3	30	39	1	40	40
<b>488</b>	GRANITE QUARRY	0	0	0	18	18	0	18	20
<b>DISTRICT TOTALS:</b>		<b>61</b>	<b>121</b>	<b>196</b>	<b>1085</b>	<b>1463</b>	<b>22</b>	<b>1485</b>	<b>1607</b>

**AMERICAN LEGION DEPARTMENT OF NORTH CAROLINA  
MEMBERSHIP REPORT**

**Division 4 District 20**

<b>9</b>	CHARLOTTE	2	5	17	61	85	5	90	89
<b>86</b>	CORNELIUS	1	11	19	66	97	4	101	114
<b>221</b>	CHARLOTTE	0	9	16	25	50	1	51	55
<b>235</b>	MATTHEWS	9	17	74	122	222	30	252	239
<b>262</b>	CHARLOTTE	35	21	25	101	182	11	193	165
<b>287</b>	NEWELL	0	8	4	10	22	0	22	25
<b>321</b>	HUNTERSVILLE	4	9	51	87	151	5	156	175
<b>337</b>	PINEVILLE	0	4	18	18	40	0	40	56
<b>345</b>	CHARLOTTE	1	3	5	18	27	9	36	27
<b>353</b>	PAW CREEK	2	35	46	178	261	9	270	309
<b>380</b>	CHARLOTTE	3	27	13	48	91	0	91	117
<b>400</b>	CHARLOTTE	0	5	5	38	48	0	48	66
<b>DISTRICT TOTALS:</b>		<b>57</b>	<b>154</b>	<b>293</b>	<b>772</b>	<b>1276</b>	<b>74</b>	<b>1350</b>	<b>1437</b>

<b>DIVISION TOTALS:</b>		<b>250</b>	<b>627</b>	<b>1,014</b>	<b>4,510</b>	<b>6,401</b>	<b>243</b>	<b>6,644</b>	<b>7,141</b>
-------------------------	--	------------	------------	--------------	--------------	--------------	------------	--------------	--------------

**Division 5 District 21**

<b>21</b>	MORGANTON	0	1	2	26	29	0	29	33
<b>29</b>	LENOIR	7	17	16	108	148	3	151	159
<b>31</b>	N WILKESBORO	0	10	11	46	67	3	70	78
<b>130</b>	BOONE	2	16	26	118	162	7	169	174
<b>170</b>	TAYLORSVILLE	2	3	15	31	51	0	51	61
<b>209</b>	GRANITE FALLS	2	4	6	36	48	0	48	67
<b>231</b>	LENOIR	0	3	2	0	5	0	5	8
<b>234</b>	VALDESE	5	14	12	130	161	2	163	185
<b>256</b>	BLOWING ROCK	0	2	3	0	5	0	5	14
<b>275</b>	LANSING	4	3	13	75	95	5	100	100
<b>322</b>	MORGANTON	0	2	0	20	22	0	22	22
<b>392</b>	HUDSON	4	3	6	60	73	4	77	75
<b>395</b>	GLEN ALPINE	0	3	0	12	15	0	15	16
<b>506</b>	MORGANTON	0	1	1	10	12	0	12	16
<b>DISTRICT TOTALS:</b>		<b>26</b>	<b>82</b>	<b>113</b>	<b>672</b>	<b>893</b>	<b>24</b>	<b>917</b>	<b>1008</b>

**AMERICAN LEGION DEPARTMENT OF NORTH CAROLINA  
MEMBERSHIP REPORT**

**Division 5 District 22**

<b>16</b>	NEWTON	6	37	31	393	467	3	470	455
<b>23</b>	GASTONIA	2	27	26	146	201	11	212	234
<b>30</b>	LINCOLNTON	11	16	27	184	238	1	239	299
<b>48</b>	HICKORY	22	32	74	604	732	6	738	900
<b>100</b>	CHERRYVILLE	5	13	12	137	167	1	168	168
<b>144</b>	BELMONT	3	8	23	175	209	4	213	256
<b>180</b>	BELMONT	0	1	6	23	30	0	30	36
<b>240</b>	MAIDEN	0	5	3	60	68	0	68	99
<b>243</b>	BESSEMER CITY	5	13	11	82	111	0	111	123
<b>266</b>	STANLEY	2	8	9	70	89	3	92	99
<b>455</b>	DENVER	0	5	13	26	44	2	46	50
<b>544</b>	HICKORY	8	4	17	139	168	9	177	220
<b>DISTRICT TOTALS:</b>		<b>64</b>	<b>169</b>	<b>252</b>	<b>2039</b>	<b>2524</b>	<b>40</b>	<b>2564</b>	<b>2939</b>

**Division 5 District 23**

<b>74</b>	FOREST CITY	5	6	16	84	111	12	123	104
<b>82</b>	SHELBY	25	9	26	196	256	15	271	263
<b>155</b>	KINGS MTN.	10	12	29	77	128	4	132	150
<b>423</b>	HENRIETTA	3	2	5	65	75	2	77	76
<b>437</b>	CHIMNEY ROCK	0	2	1	12	15	0	15	19
<b>527</b>	FALLSTON	0	1	3	27	31	2	33	38
<b>DISTRICT TOTALS:</b>		<b>43</b>	<b>32</b>	<b>80</b>	<b>461</b>	<b>616</b>	<b>35</b>	<b>651</b>	<b>650</b>

**Division 5 District 24**

<b>2</b>	ASHEVILLE	1	12	22	66	101	6	107	128
<b>56</b>	MARION	0	13	22	94	129	6	135	154
<b>70</b>	ASHEVILLE	5	15	27	124	171	3	174	178
<b>77</b>	HENDERSONVILLE	44	53	100	405	602	15	617	585
<b>122</b>	BURNSVILLE	1	4	6	71	82	1	83	92
<b>250</b>	TRYON	3	8	11	59	81	1	82	123
<b>317</b>	MARSHALL	4	3	2	28	37	1	38	39
<b>526</b>	ASHEVILLE	0	0	9	0	9	3	12	61
<b>DISTRICT TOTALS</b>		<b>58</b>	<b>108</b>	<b>199</b>	<b>847</b>	<b>1212</b>	<b>36</b>	<b>1248</b>	<b>1360</b>

**AMERICAN LEGION DEPARTMENT OF NORTH CAROLINA  
MEMBERSHIP REPORT**

**Division 5 District 25**

<b>47</b>	WAYNESVILLE	11	24	22	216	273	2	275	298
<b>61</b>	CANTON	0	6	11	20	37	0	37	51
<b>88</b>	BREVARD	7	14	28	121	170	2	172	193
<b>96</b>	MURPHY	8	7	22	63	100	2	102	88
<b>104</b>	SYLVA	2	8	21	90	121	3	124	132
<b>108</b>	FRANKLIN	19	53	70	254	396	9	405	439
<b>143</b>	CHEROKEE	2	8	6	58	74	0	74	89
<b>192</b>	ROBBINSVILLE	1	6	9	17	33	0	33	33
<b>370</b>	HIGHLANDS	8	2	1	34	45	2	47	37
<b>532</b>	HAYESVILLE	4	17	19	149	189	2	191	210
<b>DISTRICT TOTALS:</b>		<b>62</b>	<b>145</b>	<b>209</b>	<b>1022</b>	<b>1438</b>	<b>22</b>	<b>1460</b>	<b>1570</b>
<b>DIVISION TOTALS:</b>		<b>253</b>	<b>536</b>	<b>853</b>	<b>5,041</b>	<b>6,683</b>	<b>157</b>	<b>6,840</b>	<b>7,527</b>
<b>NC POST 1981</b>		<b>1</b>	<b>223</b>	<b>742</b>	<b>1,940</b>	<b>2,906</b>	<b>0</b>	<b>2,906</b>	<b>3114</b>
<b>Department Total</b>		<b>1,461</b>	<b>3,102</b>	<b>5,490</b>	<b>22,942</b>	<b>32,991</b>	<b>805</b>	<b>33,796</b>	<b>36,695</b>

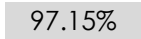
**AMERICAN LEGION DEPARTMENT OF NORTH CAROLINA  
MEMBERSHIP REPORT**

AMERICAN LEGION DEPARTMENT OF NORTH CAROLINA  
MEMBERSHIP REPORT

%



96.40%



97.15%

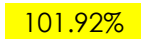


101.64%

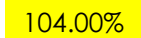


95.65%

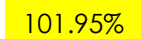
92.75%



101.92%



104.00%



101.95%

88.37%



77.50%

**97.02%**



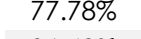
80.95%



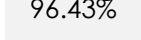
88.89%



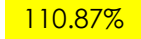
96.67%



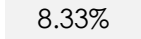
77.78%



96.43%



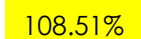
110.87%



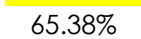
8.33%



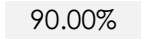
103.45%



108.51%



65.38%



90.00%

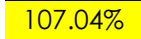


85.71%



88.06%

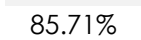
**92.58%**



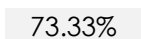
107.04%



90.94%



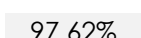
85.71%



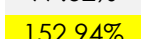
73.33%



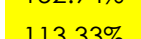
66.67%




97.62%



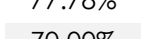
152.94%



113.33%



77.78%



70.00%

**93.74%**

AMERICAN LEGION DEPARTMENT OF NORTH CAROLINA  
MEMBERSHIP REPORT

91.51%

79.78%

119.35%

101.53%

94.12%

105.49%

90.00%

68.75%

96.55%

100.00%

11.54%

130.77%

16.67%

**95.70%**

92.92%

120.75%

100.00%

90.11%

94.94%

102.70%

88.46%

73.91%

100.00%

**95.69%**

**95.42%**

88.73%

100.50%

131.25%

100.90%

101.85%

81.82%

105.56%

93.89%

100.00%

92.72%

95.00%

93.60%

**94.91%**

AMERICAN LEGION DEPARTMENT OF NORTH CAROLINA  
MEMBERSHIP REPORT

██████████

99.00%

100.00%

100.78%

74.03%

94.74%

88.52%

95.83%

103.85%

82.86%

78.57%

97.67%

95.35%

115.38%

120.00%

70.73%

85.00%

100.00%

**95.62%**

██████████

90.63%

135.22%

65.00%

75.21%

73.24%

93.24%

16.67%

81.25%

**89.38%**



AMERICAN LEGION DEPARTMENT OF NORTH CAROLINA  
MEMBERSHIP REPORT

89.56%

105.66%

105.19%

100.00%

29.41%

83.54%

84.49%

94.74%

87.50%

88.10%

80.00%

107.14%

80.00%

92.83%

71.43%

89.47%

103.68%

98.67%

94.12%

136.00%

**93.43%**

71.79%

133.33%

83.87%

90.43%

82.05%

98.28%

55.56%

45.45%

75.00%

100.00%

75.00%

**85.90%**

**92.80%**

AMERICAN LEGION DEPARTMENT OF NORTH CAROLINA  
MEMBERSHIP REPORT

85.89%

97.91%

87.32%

92.19%

86.83%

75.97%

80.00%

89.25%

87.39%

104.35%

100.53%

89.62%

90.70%

102.38%

91.18%

90.00%

100.00%

98.99%

84.62%

81.40%

55.13%

100.00%

**88.63%**

93.37%

98.21%

97.37%

87.23%

93.02%

85.71%

93.48%

76.47%

113.33%

92.11%

102.33%

90.00%

75.00%

55.00%

**92.61%**

AMERICAN LEGION DEPARTMENT OF NORTH CAROLINA  
MEMBERSHIP REPORT

73.47%

102.48%

71.79%

60.00%

63.64%

76.19%

100.00%

96.77%

84.11%

101.67%

**89.08%**

80.71%

89.13%

88.24%

72.50%

102.70%

100.00%

66.67%

101.69%

83.33%

82.42%

97.80%

**87.71%**

96.08%

91.42%

90.56%

84.21%

87.04%

90.00%

**92.81%**

**89.60%**

AMERICAN LEGION DEPARTMENT OF NORTH CAROLINA  
MEMBERSHIP REPORT

83.95%

76.79%

84.71%

101.06%

92.31%

81.25%

90.91%

100.00%

86.59%

46.15%

96.63%

69.23%

**87.33%**

86.09%

96.19%

86.21%

92.59%

100.00%

54.55%

93.75%

79.41%

90.63%

129.41%

88.89%

95.56%

94.74%

113.48%

91.95%

103.92%

93.33%

**94.35%**

AMERICAN LEGION DEPARTMENT OF NORTH CAROLINA  
MEMBERSHIP REPORT

97.99%

87.57%

100.00%

92.20%

95.24%

89.47%

105.88%

89.36%

99.22%

97.48%

87.50%

89.58%

94.48%

97.37%

**94.57%**

77.45%

85.37%

102.78%

97.20%

107.84%

78.23%

96.00%

92.31%

76.92%

79.17%

88.71%

107.14%

89.73%

93.58%

100.00%

90.00%

**92.41%**

AMERICAN LEGION DEPARTMENT OF NORTH CAROLINA  
MEMBERSHIP REPORT

101.12%

88.60%

92.73%

105.44%

116.97%

88.00%

89.14%

71.43%

133.33%

87.38%

77.78%

72.73%

**93.95%**

**93.04%**

87.88%

94.97%

89.74%

97.13%

83.61%

71.64%

62.50%

88.11%

35.71%

100.00%

100.00%

102.67%

93.75%

75.00%

**90.97%**

AMERICAN LEGION DEPARTMENT OF NORTH CAROLINA  
MEMBERSHIP REPORT

103.30%

90.60%

79.93%

82.00%

100.00%

83.20%

83.33%

68.69%

90.24%

92.93%

92.00%

80.45%

**87.24%**

118.27%

103.04%

88.00%

101.32%

78.95%

86.84%

**100.15%**

83.59%

87.66%

97.75%

105.47%

90.22%

66.67%

97.44%

19.67%

**91.76%**

AMERICAN LEGION DEPARTMENT OF NORTH CAROLINA  
MEMBERSHIP REPORT

92.28%

72.55%

89.12%

115.91%

93.94%

92.26%

83.15%

100.00%

127.03%

90.95%

**92.99%**

**90.87%**

**93.32%**

**92.10%**