






PART NUMBER
WPS HSS1G

JOB NAME

IMAGE	DESCRIPTION																																										
   <p>Assemblies are to be installed in accordance with the NEC®. Not for wet locations.</p>	Fire Alarm Horn Strobe																																										
	COMPONENTS																																										
	<table border="1" style="width: 100%;"> <thead> <tr> <th>QTY.</th> <th>MANUFACTURER</th> <th>PRODUCT</th> </tr> </thead> <tbody> <tr> <td>5'</td> <td>WHEATLAND</td> <td>3/4" RED EMT Conduit</td> </tr> <tr> <td>1</td> <td>STEEL CITY</td> <td>52171-1/2-3/4-E 4sq 2.125 Deep Steel Box</td> </tr> <tr> <td>1</td> <td>STEEL CITY</td> <td>52-CM-14-5/8 4sq 1G Cover 5/8" Raised Ring with Box Support</td> </tr> <tr> <td>2</td> <td>CADDY</td> <td>CS812D Screw On Conduit Support</td> </tr> <tr> <td>1</td> <td>STEEL CITY</td> <td>TC-712A Steel Insulated Compression Conn</td> </tr> <tr> <td>1</td> <td>ARLINGTON</td> <td>EMT75 NM Bushing 3/4"</td> </tr> <tr> <td>7'</td> <td>IDEAL</td> <td>31-340 Pull Line</td> </tr> <tr> <td> </td> <td> </td> <td> </td> </tr> <tr> <td> </td> <td> </td> <td> </td> </tr> <tr> <td> </td> <td> </td> <td> </td> </tr> <tr> <td> </td> <td> </td> <td> </td> </tr> <tr> <td> </td> <td> </td> <td> </td> </tr> <tr> <td> </td> <td> </td> <td> </td> </tr> </tbody> </table>	QTY.	MANUFACTURER	PRODUCT	5'	WHEATLAND	3/4" RED EMT Conduit	1	STEEL CITY	52171-1/2-3/4-E 4sq 2.125 Deep Steel Box	1	STEEL CITY	52-CM-14-5/8 4sq 1G Cover 5/8" Raised Ring with Box Support	2	CADDY	CS812D Screw On Conduit Support	1	STEEL CITY	TC-712A Steel Insulated Compression Conn	1	ARLINGTON	EMT75 NM Bushing 3/4"	7'	IDEAL	31-340 Pull Line																		
	QTY.	MANUFACTURER	PRODUCT																																								
	5'	WHEATLAND	3/4" RED EMT Conduit																																								
	1	STEEL CITY	52171-1/2-3/4-E 4sq 2.125 Deep Steel Box																																								
	1	STEEL CITY	52-CM-14-5/8 4sq 1G Cover 5/8" Raised Ring with Box Support																																								
	2	CADDY	CS812D Screw On Conduit Support																																								
	1	STEEL CITY	TC-712A Steel Insulated Compression Conn																																								
	1	ARLINGTON	EMT75 NM Bushing 3/4"																																								
	7'	IDEAL	31-340 Pull Line																																								

NOTES

WPS	HSS	1G	
PART NO. PREFIX	ASSEMBLY TYPE	NO. OF GANGS	
	HORN STROBE STUB	1 GANG	