






PART NUMBER
WPS DS1G

JOB NAME

IMAGE	DESCRIPTION																																							
   <p>Assemblies are to be installed in accordance with the NEC®. Not for wet locations.</p>	Data Stub Assembly 1 Gang																																							
	COMPONENTS																																							
	<table border="1" style="width: 100%;"> <thead> <tr> <th>QTY.</th> <th>MANUFACTURER</th> <th>PRODUCT</th> </tr> </thead> <tbody> <tr> <td>10'</td> <td>WHEATLAND</td> <td>3/4" EMT Conduit</td> </tr> <tr> <td>1</td> <td>STEEL CITY</td> <td>52171-1/2-3/4-E 4sq 2.125 Deep Steel Box</td> </tr> <tr> <td>1</td> <td>STEEL CITY</td> <td>52-C-14 4sq 1G 3/4" Raised Plaster Ring</td> </tr> <tr> <td>2</td> <td>CADDY</td> <td>CS812D Screw On Conduit Support</td> </tr> <tr> <td>1</td> <td>STEEL CITY</td> <td>TC-712A Steel Insulated Compression Conn</td> </tr> <tr> <td>1</td> <td>ARLINGTON</td> <td>EMT75 NM Bushing 3/4"</td> </tr> <tr> <td>15'</td> <td>IDEAL</td> <td>31-340 Pull Line</td> </tr> <tr> <td> </td> <td> </td> <td> </td> </tr> <tr> <td> </td> <td> </td> <td> </td> </tr> <tr> <td> </td> <td> </td> <td> </td> </tr> <tr> <td> </td> <td> </td> <td> </td> </tr> <tr> <td> </td> <td> </td> <td> </td> </tr> </tbody> </table>	QTY.	MANUFACTURER	PRODUCT	10'	WHEATLAND	3/4" EMT Conduit	1	STEEL CITY	52171-1/2-3/4-E 4sq 2.125 Deep Steel Box	1	STEEL CITY	52-C-14 4sq 1G 3/4" Raised Plaster Ring	2	CADDY	CS812D Screw On Conduit Support	1	STEEL CITY	TC-712A Steel Insulated Compression Conn	1	ARLINGTON	EMT75 NM Bushing 3/4"	15'	IDEAL	31-340 Pull Line															
	QTY.	MANUFACTURER	PRODUCT																																					
	10'	WHEATLAND	3/4" EMT Conduit																																					
	1	STEEL CITY	52171-1/2-3/4-E 4sq 2.125 Deep Steel Box																																					
	1	STEEL CITY	52-C-14 4sq 1G 3/4" Raised Plaster Ring																																					
	2	CADDY	CS812D Screw On Conduit Support																																					
	1	STEEL CITY	TC-712A Steel Insulated Compression Conn																																					
	1	ARLINGTON	EMT75 NM Bushing 3/4"																																					
	15'	IDEAL	31-340 Pull Line																																					

NOTES

WPS	DS	1G	
PART NO. PREFIX	ASSEMBLY TYPE	NO. OF GANGS	
	DATA STUB	1 GANG	