




<b>PART NUMBER</b>
<b>WPS 1GSPS1P20AW</b>

<b>JOB NAME</b>
-----------------

IMAGE	DESCRIPTION																																	
    <p>Assemblies are to be installed in accordance with the NEC®. Not for wet locations.</p>	<p>Single Gang Switch Assembly with (1) Pass &amp; Seymour 20A 120/277V White Construction Spec Grade Toggle Switch and Steel Protective Cover</p>																																	
	<b>COMPONENTS</b>																																	
	<table border="1"> <thead> <tr> <th>QTY.</th> <th>MANUFACTURER</th> <th>PRODUCT</th> </tr> </thead> <tbody> <tr> <td>1</td> <td>THOMAS &amp; BETTS</td> <td>X71234 SC Steel Deep Thru Wall</td> </tr> <tr> <td>1</td> <td>STEEL CITY</td> <td>52-C-1 2G 4sq Blank Cover Plate</td> </tr> <tr> <td>1</td> <td>IDEAL</td> <td>30-3392 Ground Screw &amp; Pigtail</td> </tr> <tr> <td>1</td> <td>STEEL CITY</td> <td>52-C-14 4 SQ 1G 3/4" Raised Plaster Ring</td> </tr> <tr> <td>1</td> <td>PASS SEYMOUR</td> <td>CS20AC1-W 20A 120/277V White Construction Spec Grade Toggle Switch</td> </tr> <tr> <td>1</td> <td>GARVIN</td> <td>WPPU Steel Protective Cover</td> </tr> <tr> <td>1</td> <td>IDEAL</td> <td>30-1034J Insure Conn 4P Push-in</td> </tr> <tr> <td>1</td> <td>EPC</td> <td>10550 12 Solid Black Copper 7" Wire Lead</td> </tr> <tr> <td>1</td> <td>EPC</td> <td>10551 12 Solid White Copper 7" Wire Lead</td> </tr> <tr> <td>1</td> <td>EPC</td> <td>10552 12 Solid Green Copper 7" Wire Lead</td> </tr> </tbody> </table>	QTY.	MANUFACTURER	PRODUCT	1	THOMAS & BETTS	X71234 SC Steel Deep Thru Wall	1	STEEL CITY	52-C-1 2G 4sq Blank Cover Plate	1	IDEAL	30-3392 Ground Screw & Pigtail	1	STEEL CITY	52-C-14 4 SQ 1G 3/4" Raised Plaster Ring	1	PASS SEYMOUR	CS20AC1-W 20A 120/277V White Construction Spec Grade Toggle Switch	1	GARVIN	WPPU Steel Protective Cover	1	IDEAL	30-1034J Insure Conn 4P Push-in	1	EPC	10550 12 Solid Black Copper 7" Wire Lead	1	EPC	10551 12 Solid White Copper 7" Wire Lead	1	EPC	10552 12 Solid Green Copper 7" Wire Lead
	QTY.	MANUFACTURER	PRODUCT																															
	1	THOMAS & BETTS	X71234 SC Steel Deep Thru Wall																															
	1	STEEL CITY	52-C-1 2G 4sq Blank Cover Plate																															
	1	IDEAL	30-3392 Ground Screw & Pigtail																															
	1	STEEL CITY	52-C-14 4 SQ 1G 3/4" Raised Plaster Ring																															
	1	PASS SEYMOUR	CS20AC1-W 20A 120/277V White Construction Spec Grade Toggle Switch																															
	1	GARVIN	WPPU Steel Protective Cover																															
	1	IDEAL	30-1034J Insure Conn 4P Push-in																															
	1	EPC	10550 12 Solid Black Copper 7" Wire Lead																															
	1	EPC	10551 12 Solid White Copper 7" Wire Lead																															
	1	EPC	10552 12 Solid Green Copper 7" Wire Lead																															

<b>NOTES</b>

CATALOG NUMBERING EXAMPLE						
<b>WPS</b>	<b>1G</b>	<b>S</b>	<b>PS</b>	<b>1P</b>	<b>20A</b>	<b>W</b>
PART NO. PREFIX	NO. OF GANGS	ASSEMBLY TYPE	DEVICE BRAND	NO. POLES	AMPACITY	COLOR
	1 GANG	SWITCH	PASS SEYMOUR	SINGLE	20 AMP	WHITE