

# Permanent Facility Survey

June 2, 2019

**149**

**Total Responses**

Complete Responses: 140



*Some Survey Comments*

*“Pray, plan, prepare then purchase.”*



## *Some Survey Comments*

*“If the building becomes more important than the people, then it is not worth it!”*



## *Some Survey Comments*

*“I like that PassageWay Church is proceeding with caution and is Spirit-led in such a big decision and undertaking. God has and will continue to provide as long as we seek His will in this matter.”*



## *Some Survey Comments*

*“I do believe the Spirit is working. I do believe God will show us His plan if we continue to pray and lay it before Him. I am thankful for the prep of this survey and pray for the results to be helpful in discerning. Thank you for your work for the Kingdom. May God be glorified in the work we do and the way this all plays out.”*



## *Some Survey Comments*

*“I feel we would lose our focus on becoming whom & what God wants of us, and that is making disciples. URGENCY! Time is short & we need to LOVE one another, LOVE the community & be known for our TRUE LOVE for one another!”*



## *Some Survey Comments*

*“I want you all to know how amazing it feels to be a part of a church that involves the members in decisions like this. It shows that this really and truly is God's church, not any one person's or group's. I pray that God gives you all stamina, perseverance, patience, understanding, guidance, and peace throughout this process, especially in these early stages when there are so many different opinions.”*

# Permanent Facility Survey

March 2019

**149**

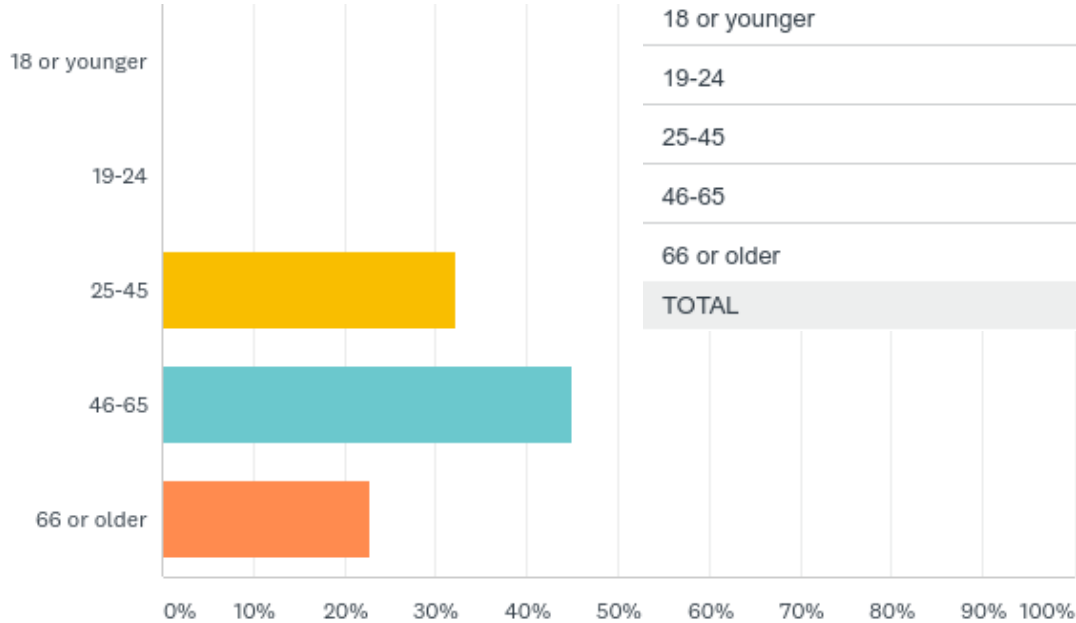
**Total Responses**

Complete Responses: 140



## Q4: What is your age?

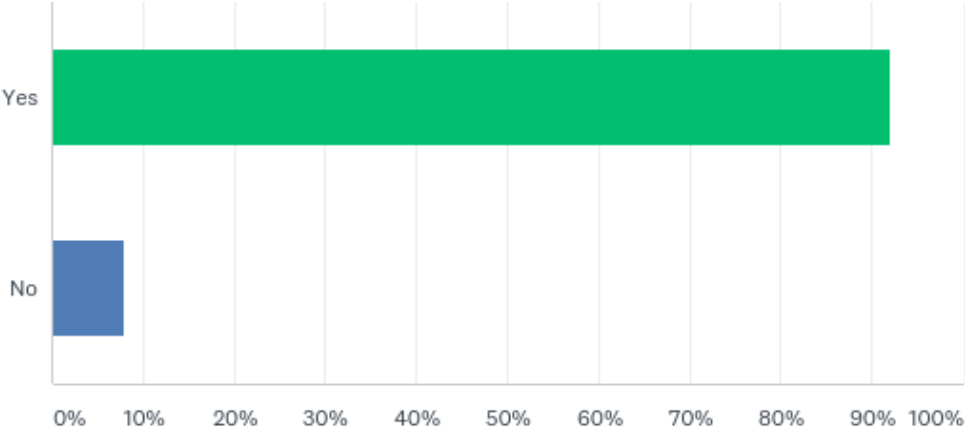
Answered: 149 Skipped: 0



ANSWER CHOICES	RESPONSES	
18 or younger	0.00%	0
19-24	0.00%	0
25-45	32.21%	48
46-65	44.97%	67
66 or older	22.82%	34
<b>TOTAL</b>		<b>149</b>

# Q5: Are you married?

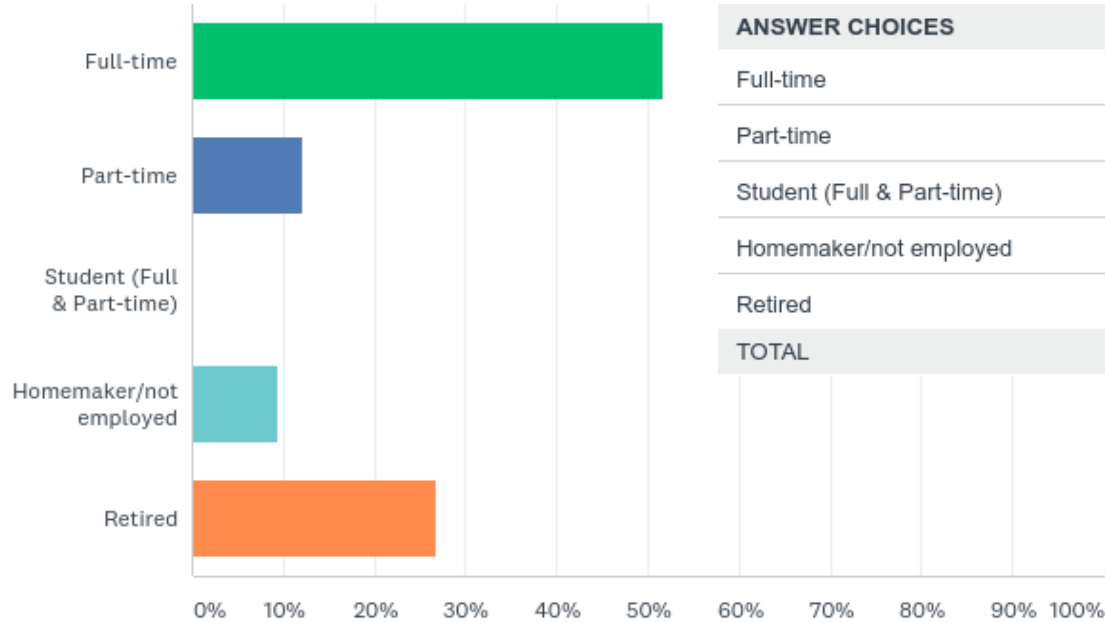
Answered: 149 Skipped: 0



ANSWER CHOICES	RESPONSES	
Yes	91.95%	137
No	8.05%	12
TOTAL		149

# Q6: What is your work status?

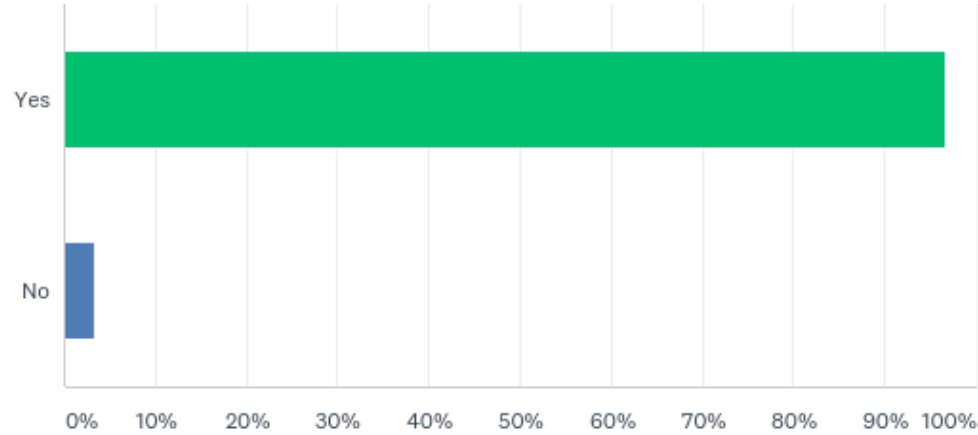
Answered: 149 Skipped: 0



ANSWER CHOICES	RESPONSES	
Full-time	51.68%	77
Part-time	12.08%	18
Student (Full & Part-time)	0.00%	0
Homemaker/not employed	9.40%	14
Retired	26.85%	40
<b>TOTAL</b>		<b>149</b>

## Q7: Do you have children?

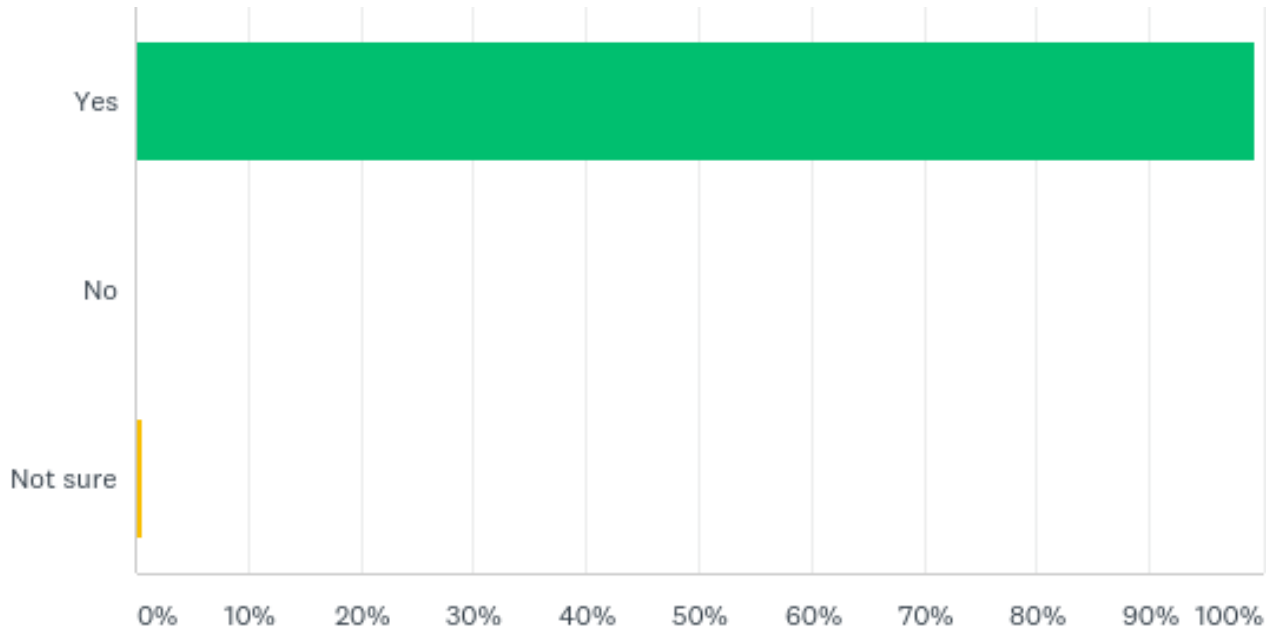
Answered: 149 Skipped: 0



ANSWER CHOICES	RESPONSES	
Yes	96.64%	144
No	3.36%	5
<b>TOTAL</b>		<b>149</b>

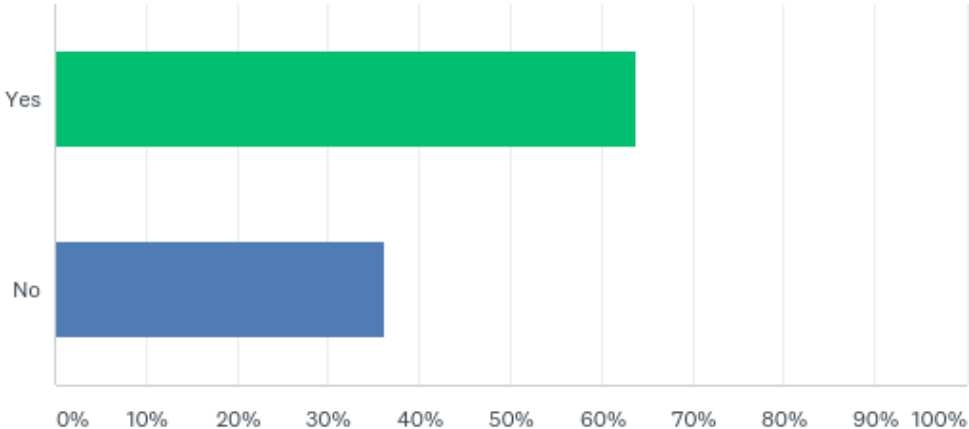
# Q9: Do you believe that Jesus Christ is God incarnate, fully God and fully man, and are you trusting only in His death on the cross to pay the penalty for your sins?

Answered: 149 Skipped: 0



# Q12: Are you a member of PassageWay Church?

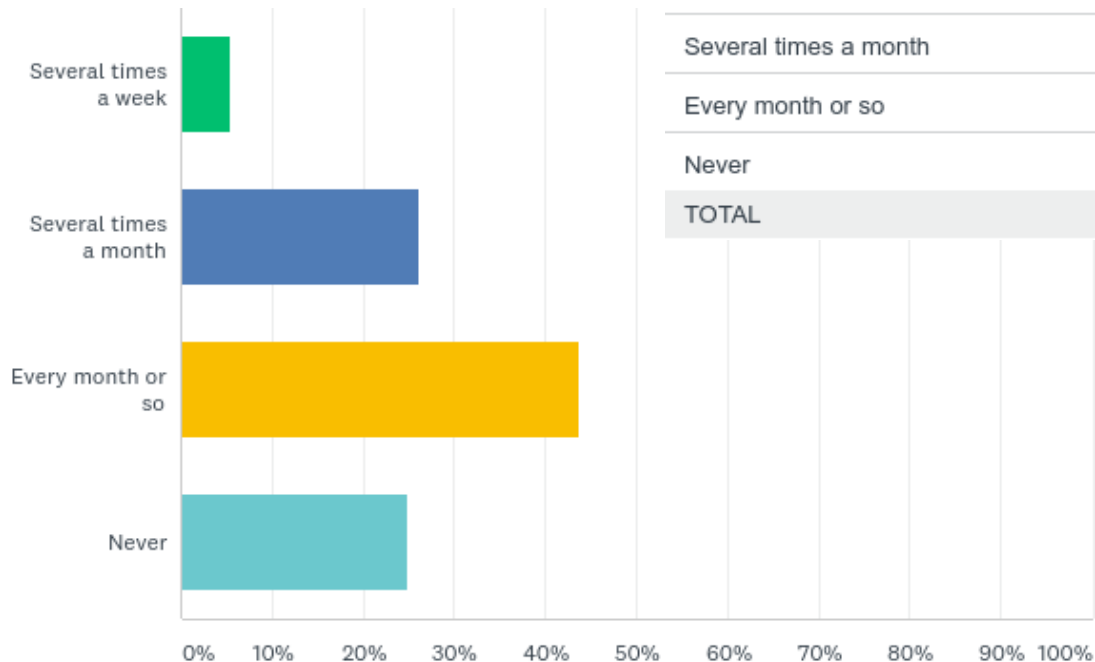
Answered: 149 Skipped: 0



ANSWER CHOICES	RESPONSES	
Yes	63.76%	95
No	36.24%	54
TOTAL		149

# Q13: How frequently do you pray about PassageWay Church needing, acquiring, or building a permanent facility?

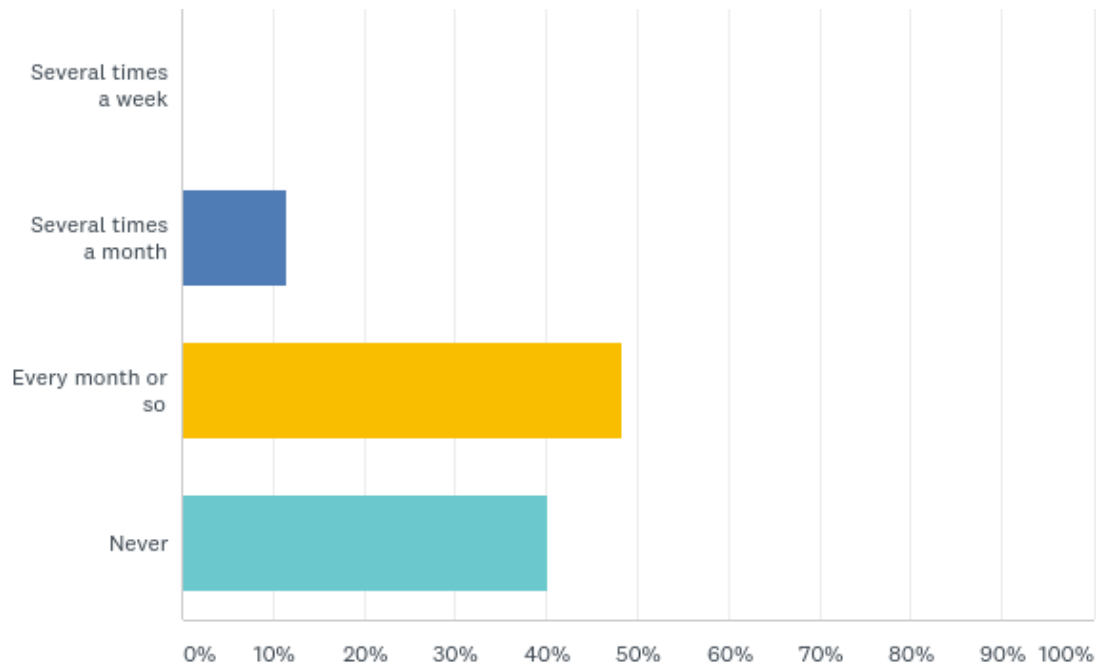
Answered: 149 Skipped: 0



ANSWER CHOICES	RESPONSES
Several times a week	5.37% 8
Several times a month	26.17% 39
Every month or so	43.62% 65
Never	24.83% 37
TOTAL	149

# Q14: How frequently have you mentioned to someone else, or asked someone else, about PassageWay Church needing, acquiring, or building a permanent facility?

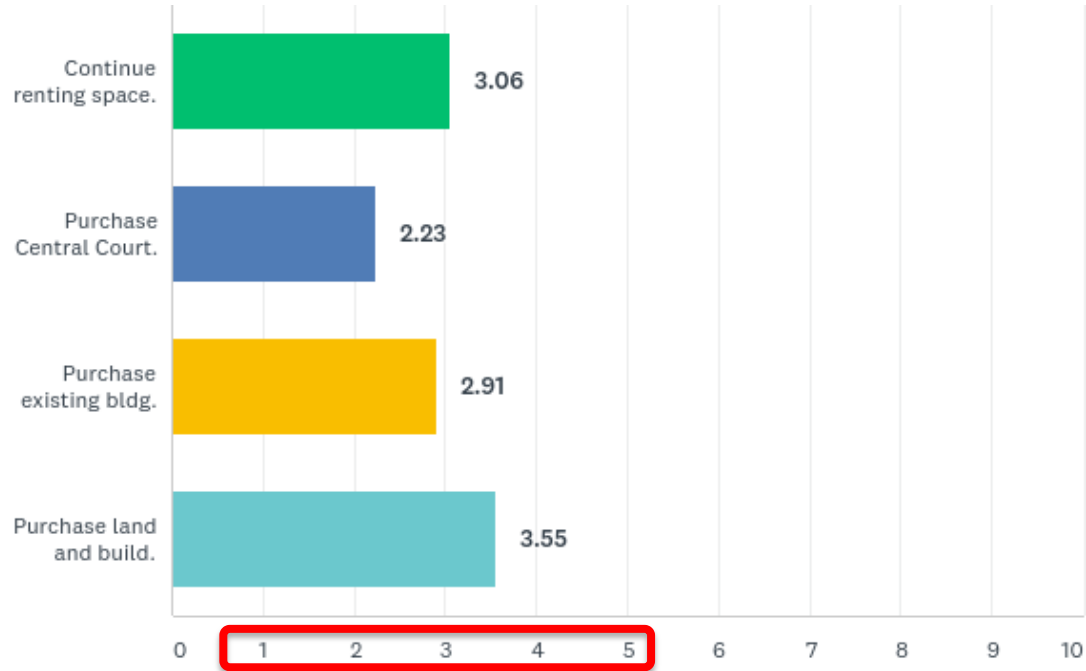
Answered: 149 Skipped: 0



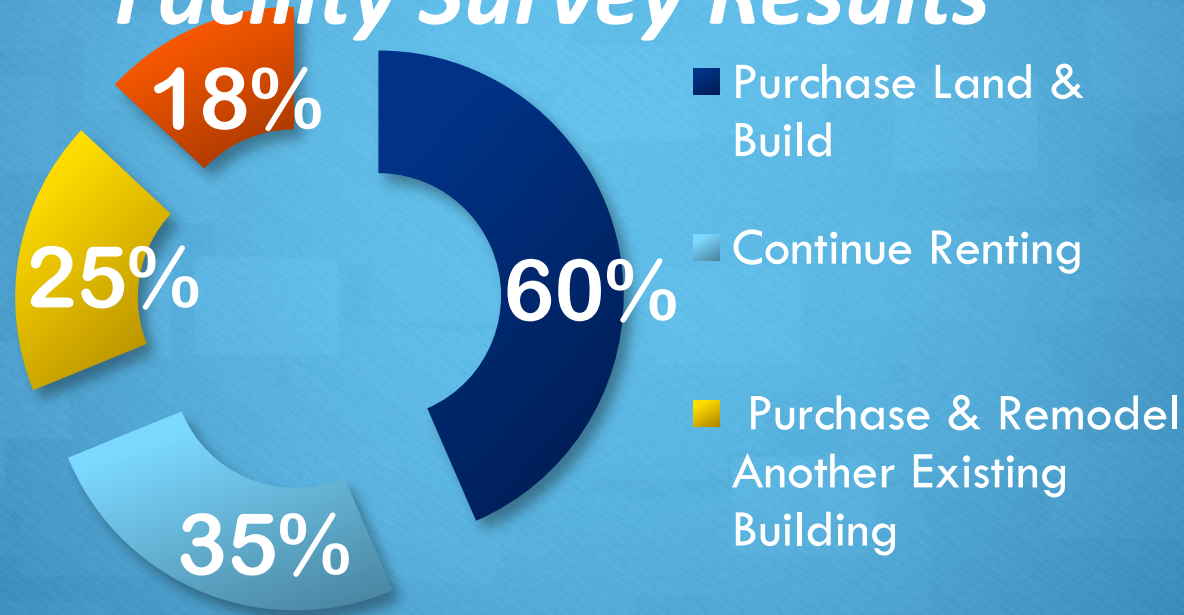


# Q15: Please indicate your current opinion of EACH of the following permanent facility options:

Answered: 149 Skipped: 0



# *PassageWay Permanent Facility Survey Results*



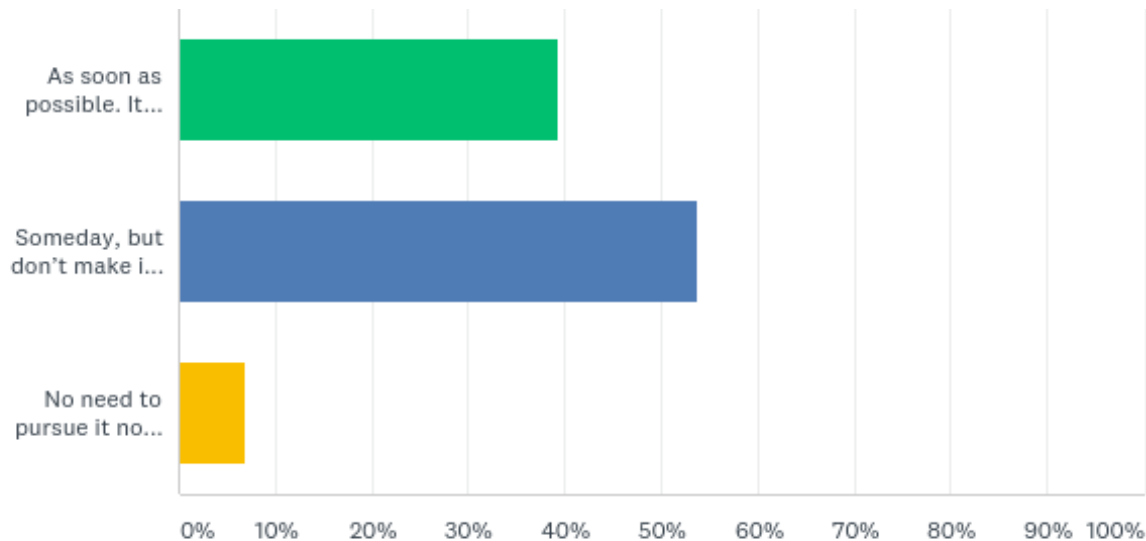
# Q15: Please indicate your current opinion of EACH of the following permanent facility options:

Answered: 149 Skipped: 0

	STRONGLY OPPOSE	OPPOSE	NEUTRAL	FAVOR	STRONGLY FAVOR	TOTAL	WEIGHTED AVERAGE
Continue renting space.	6.71% 10	20.13% 30	38.26% 57	30.20% 45	4.70% 7	149	3.06
Purchase Central Court.	26.85% 40	38.93% 58	19.46% 29	13.42% 20	1.34% 2	149	2.23
Purchase existing bldg.	4.03% 6	26.85% 40	44.30% 66	23.49% 35	1.34% 2	149	2.91
Purchase land and build.	5.37% 8	8.72% 13	26.17% 39	44.97% 67	14.77% 22	149	3.55

# Q16: How quickly do you believe PassageWay Church should secure one of the long-term options of purchasing an existing building or purchasing land for a new building?

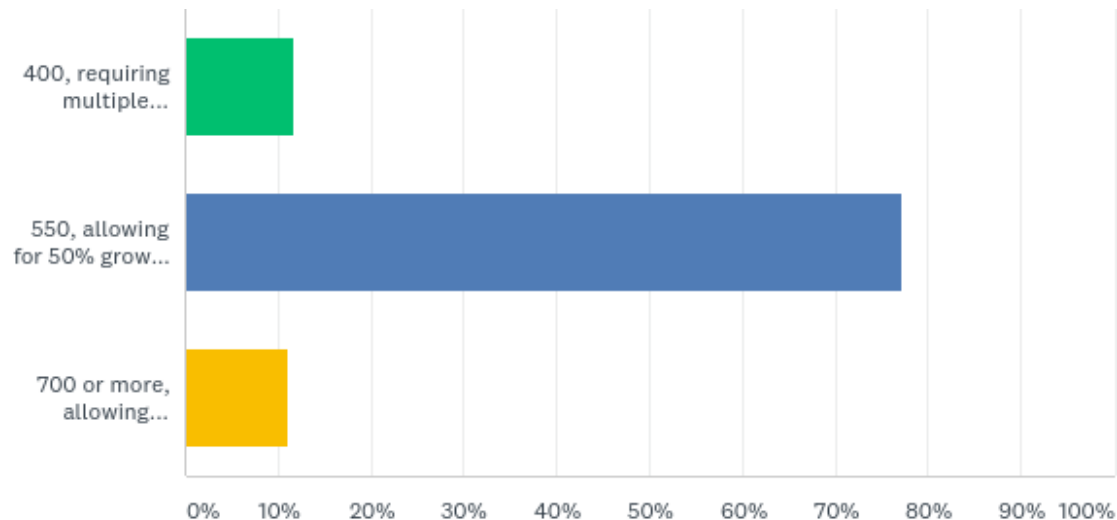
Answered: 145 Skipped: 4



ANSWER CHOICES	RESPONSES	
As soon as possible. It's a priority. (1-2 years)	39.31%	57
Someday, but don't make it a priority. (3-4 years)	53.79%	78
No need to pursue it now. (5 or more years)	6.90%	10
TOTAL		145

# Q17: Regardless of the long-term option pursued, should the number of seats in the Worship Center (currently 375) be approximately:

Answered: 145 Skipped: 4



ANSWER CHOICES	RESPONSES	
400, requiring multiple services almost immediately.	11.72%	17
550, allowing for 50% growth before multiple services.	77.24%	112
700 or more, allowing attendance to double in size before multiple services.	11.03%	16
<b>TOTAL</b>		<b>145</b>

**Q18: The reality is, purchasing land and building a new permanent facility, with mostly new furnishings and equipment, is very expensive.**

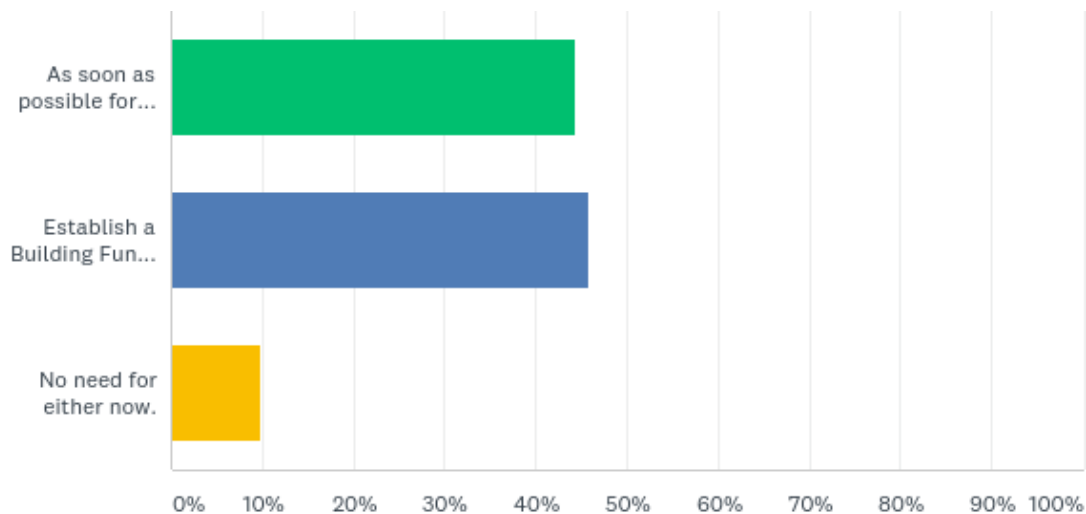
**Please indicate your current reaction regarding EACH of these total cost ranges, including furnishings and equipment, for a permanent facility (size unspecified).**

Answered: 145 Skipped: 4

	THAT WOULD BE A BARGAIN!	SEEMS REASONABLE	WOW - THAT PUSHES MY LIMIT	NO WAY - I CAN'T SUPPORT THAT!	TOTAL	WEIGHTED AVERAGE
\$1.0-2.9 million	55.17% 80	37.24% 54	4.14% 6	3.45% 5	145	3.44
\$3.0-5.9 million	7.59% 11	53.79% 78	29.66% 43	8.97% 13	145	2.60
\$6.0-7.9 million	1.38% 2	16.55% 24	44.14% 64	37.93% 55	145	1.81
\$8 million or more	0.00% 0	6.21% 9	30.34% 44	63.45% 92	145	1.43

# Q19: How soon would you support PassageWay Church establishing a dedicated Building Fund, and beginning a fundraising campaign?

Answered: 142 Skipped: 7



## ANSWER CHOICES

## RESPONSES

As soon as possible for both.

44.37% 63

Establish a Building Fund as soon as possible but don't make fundraising a priority (begin in 2-3 years)

45.77% 65

No need for either now.

9.86% 14

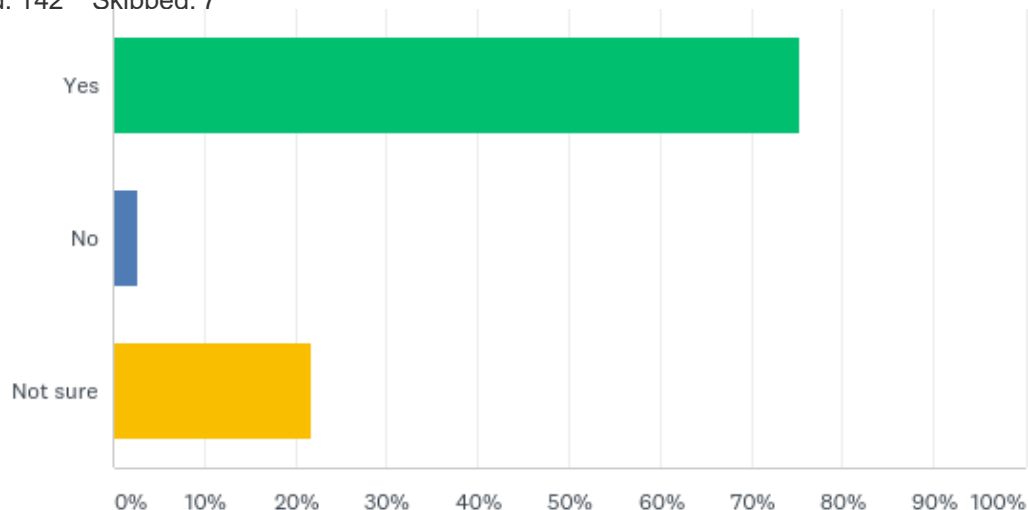
TOTAL

142



## Q20: If PassageWay Church established a Building Fund and began a fundraising campaign, are you willing to give towards it, over and above your current financial contributions?

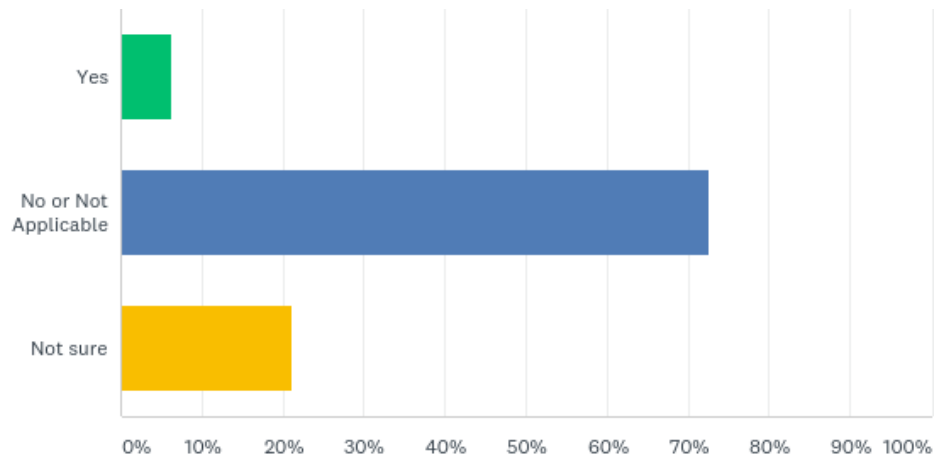
Answered: 142 Skipped: 7



ANSWER CHOICES	RESPONSES	
Yes	75.35%	107
No	2.82%	4
Not sure	21.83%	31
TOTAL		142

## Q21: As part of a Building Fund campaign, would you consider donating assets such as land, stocks, bonds, or other financial resources?

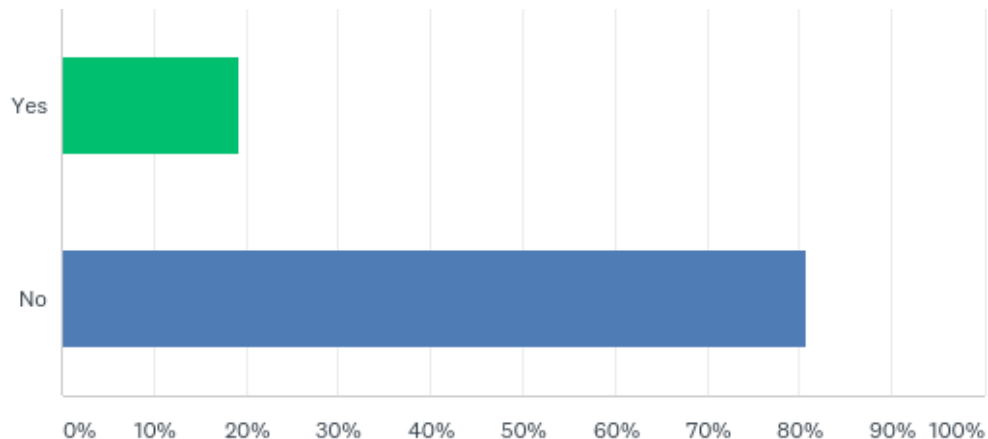
Answered: 142 Skipped: 7



ANSWER CHOICES	RESPONSES	
Yes	6.34%	9
No or Not Applicable	72.54%	103
Not sure	21.13%	30
<b>TOTAL</b>		<b>142</b>

## Q22: Some Christians are not comfortable with a church borrowing money. Do you believe there are biblical or 'wisdom' prohibitions that churches should not take out a loan to purchase, construct or remodel a building?

Answered: 141 Skipped: 8



ANSWER CHOICES	RESPONSES	
Yes	19.15%	27
No	80.85%	114
TOTAL		141

## Q23: If PassageWay Church did pursue a loan for a permanent facility, what is the minimum down payment you would want the church to raise in order to minimize borrowing costs? [NOTE: higher down payments usually require more time to raise the funds]

Answered: 141 Skipped: 8

ANSWER CHOICES	RESPONSES	
Whatever the lender requires.	20.57%	29
10%	1.42%	2
20%	15.60%	22
30%	22.70%	32
40%	9.93%	14
50%	20.57%	29
I don't support borrowing.	9.22%	13
<b>TOTAL</b>		<b>141</b>

**60.29%**

