

Q1 What is your name?

Answered: 149 Skipped: 0

Q2 What is your email address?

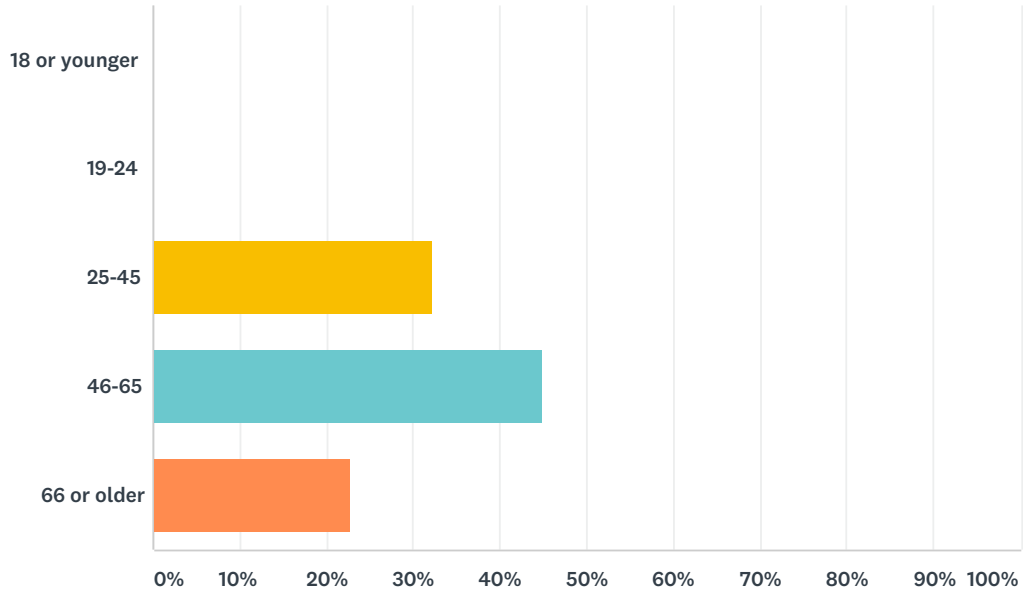
Answered: 149 Skipped: 0

Q3 What is your primary phone number?

Answered: 149 Skipped: 0

Q4 What is your age?

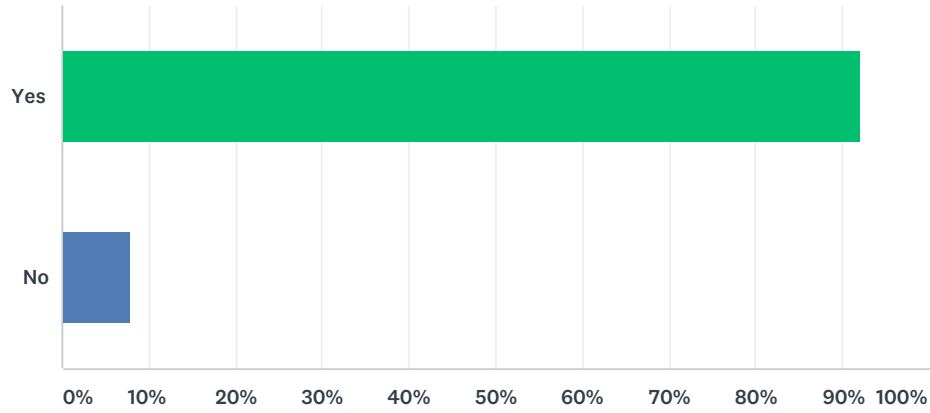
Answered: 149 Skipped: 0



ANSWER CHOICES	RESPONSES	
18 or younger	0.00%	0
19-24	0.00%	0
25-45	32.21%	48
46-65	44.97%	67
66 or older	22.82%	34
TOTAL		149

Q5 Are you married?

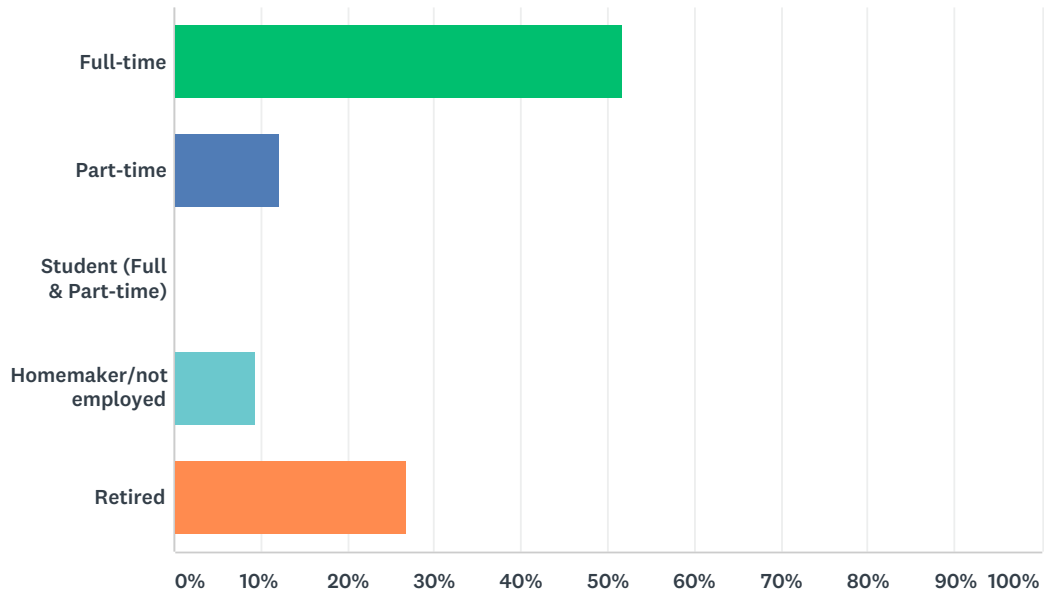
Answered: 149 Skipped: 0



ANSWER CHOICES	RESPONSES	
Yes	91.95%	137
No	8.05%	12
TOTAL		149

Q6 What is your work status?

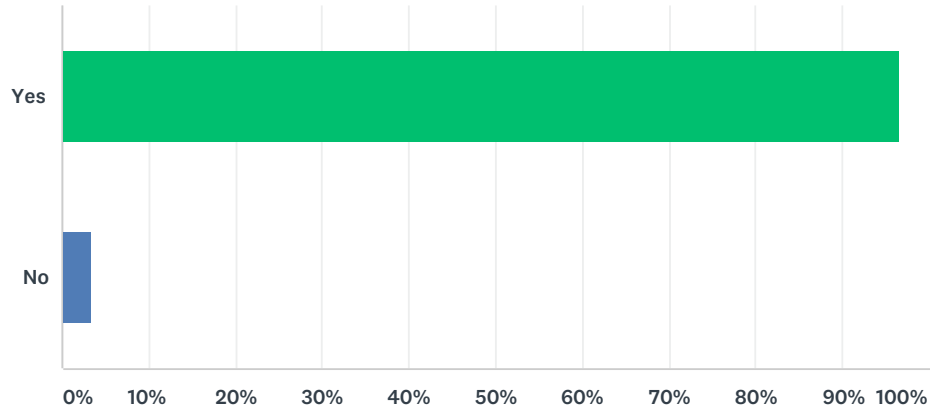
Answered: 149 Skipped: 0



ANSWER CHOICES	RESPONSES	
Full-time	51.68%	77
Part-time	12.08%	18
Student (Full & Part-time)	0.00%	0
Homemaker/not employed	9.40%	14
Retired	26.85%	40
TOTAL		149

Q7 Do you have children?

Answered: 149 Skipped: 0



ANSWER CHOICES	RESPONSES	
Yes	96.64%	144
No	3.36%	5
TOTAL		149

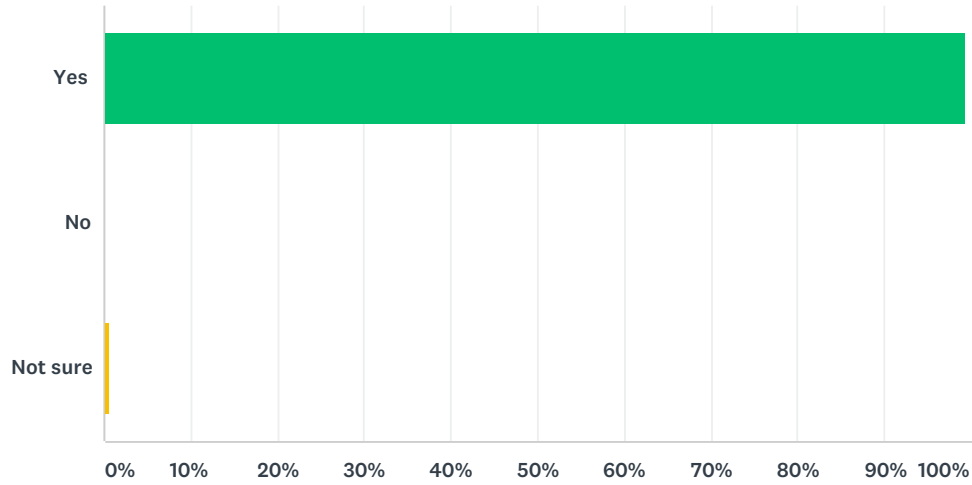
Q8 If you answered YES to the previous question, how many of your children are:

Answered: 144 Skipped: 5

ANSWER CHOICES	RESPONSES	
In Preschool or younger	24.31%	35
In Elementary School	28.47%	41
In Middle School	15.97%	23
In High School	15.97%	23
In College	20.83%	30
Adult Children	65.28%	94

Q9 Do you believe that Jesus Christ is God incarnate, fully God and fully man, and are you trusting only in His death on the cross to pay the penalty for your sins?

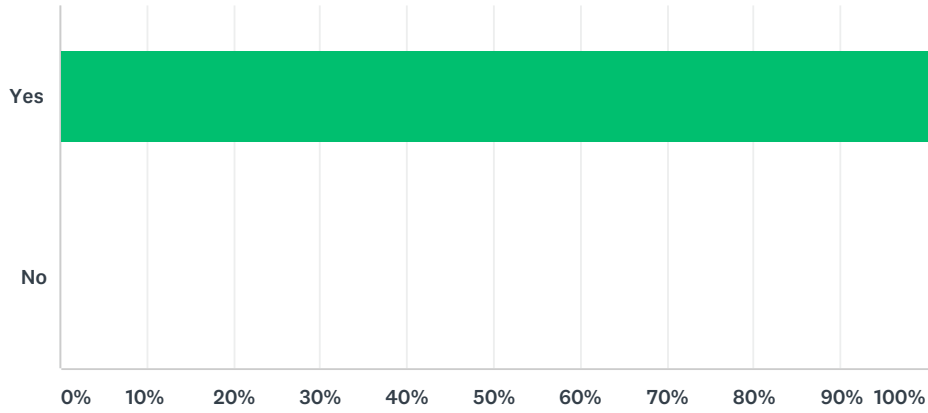
Answered: 149 Skipped: 0



ANSWER CHOICES	RESPONSES	
Yes	99.33%	148
No	0.00%	0
Not sure	0.67%	1
TOTAL		149

Q10 Is PassageWay Church the church you usually attend?

Answered: 149 Skipped: 0



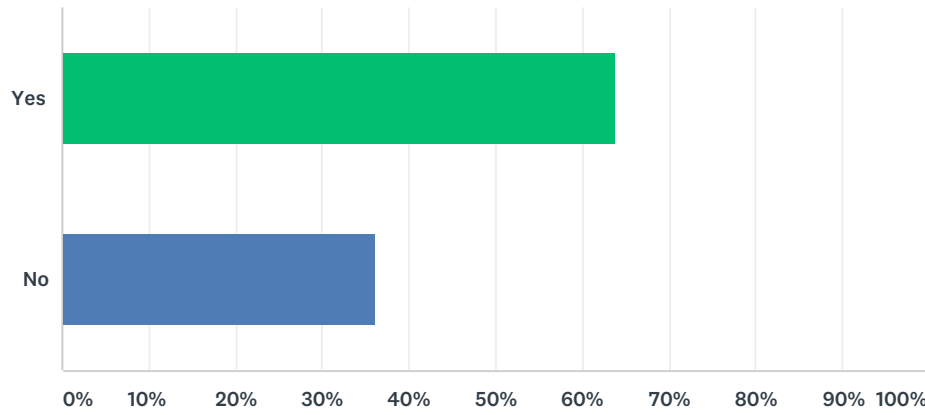
ANSWER CHOICES	RESPONSES	
Yes	100.00%	149
No	0.00%	0
TOTAL		149

Q11 When did you begin attending PassageWay Church?

Answered: 149 Skipped: 0

Q12 Are you a member of PassageWay Church?

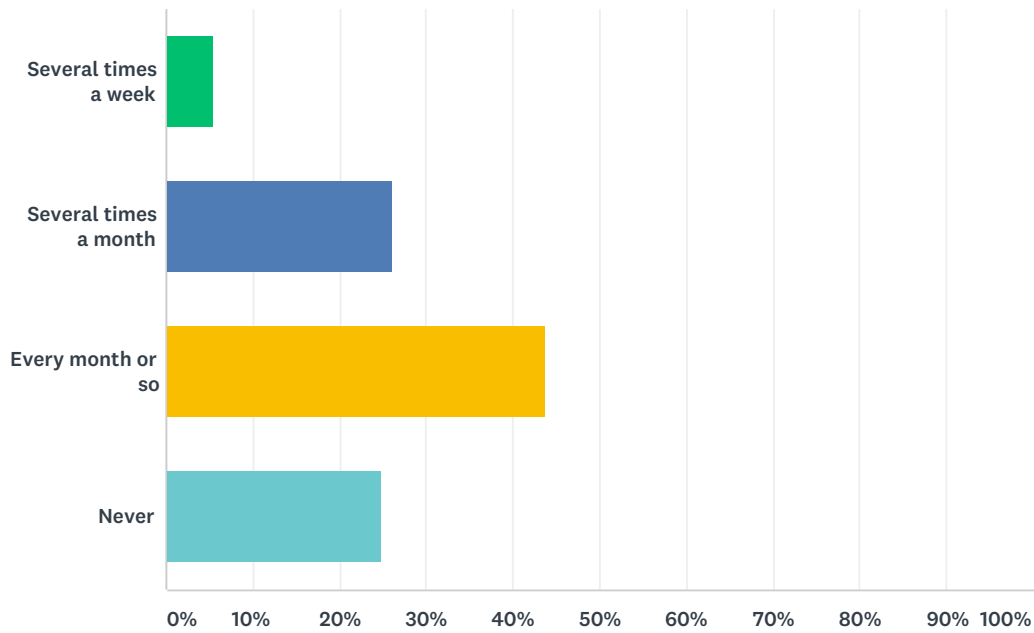
Answered: 149 Skipped: 0



ANSWER CHOICES	RESPONSES	
Yes	63.76%	95
No	36.24%	54
TOTAL		149

Q13 How frequently do you pray about PassageWay Church needing, acquiring, or building a permanent facility?

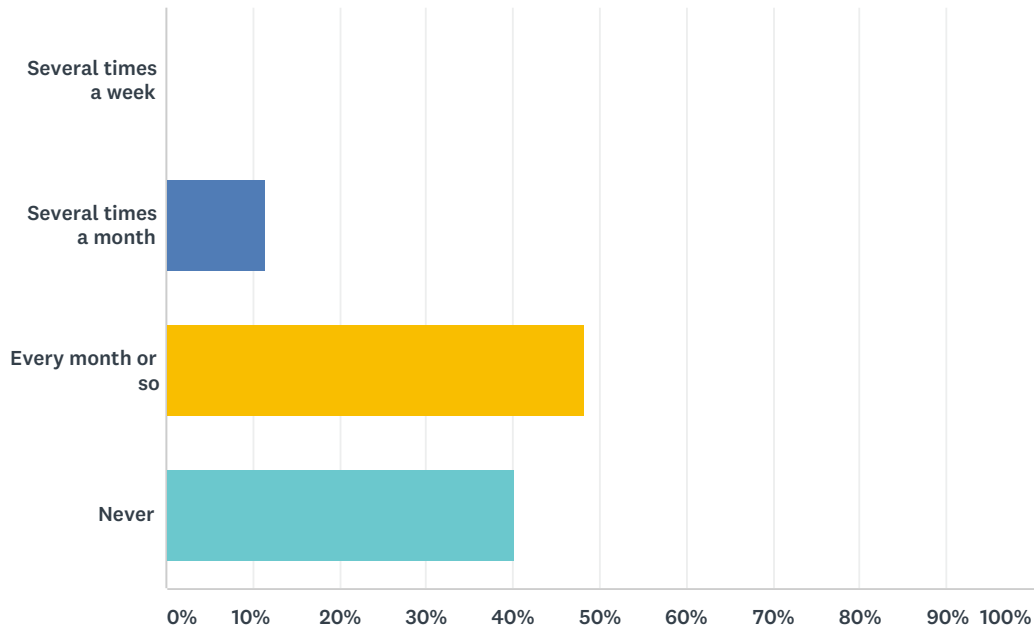
Answered: 149 Skipped: 0



ANSWER CHOICES	RESPONSES
Several times a week	5.37% 8
Several times a month	26.17% 39
Every month or so	43.62% 65
Never	24.83% 37
TOTAL	149

Q14 How frequently have you mentioned to someone else, or asked someone else, about PassageWay Church needing, acquiring, or building a permanent facility?

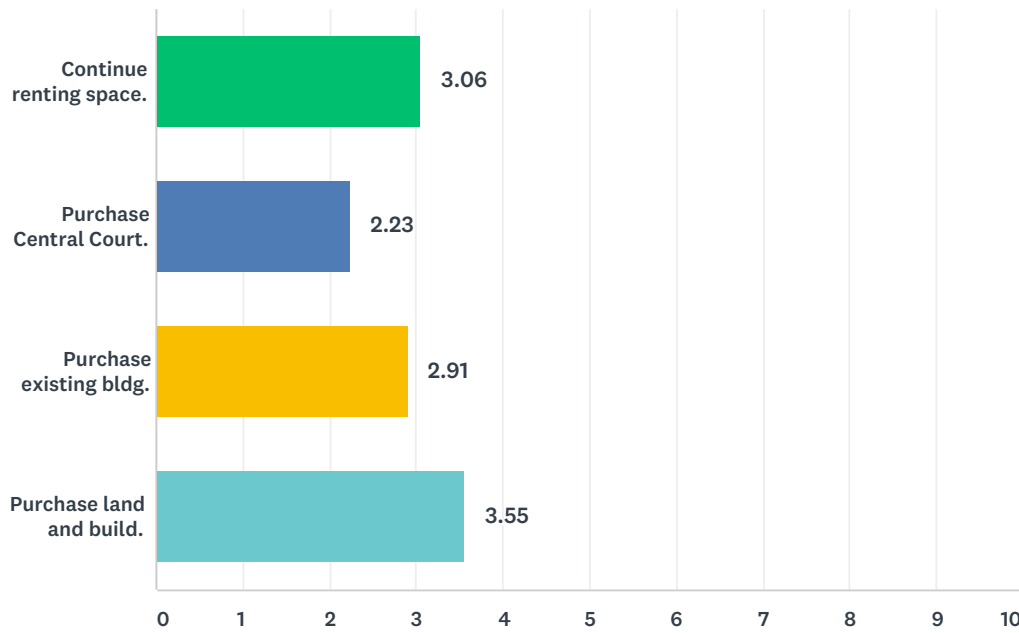
Answered: 149 Skipped: 0



ANSWER CHOICES	RESPONSES	
Several times a week	0.00%	0
Several times a month	11.41%	17
Every month or so	48.32%	72
Never	40.27%	60
TOTAL		149

Q15 Please indicate your current opinion of EACH of the following permanent facility options:

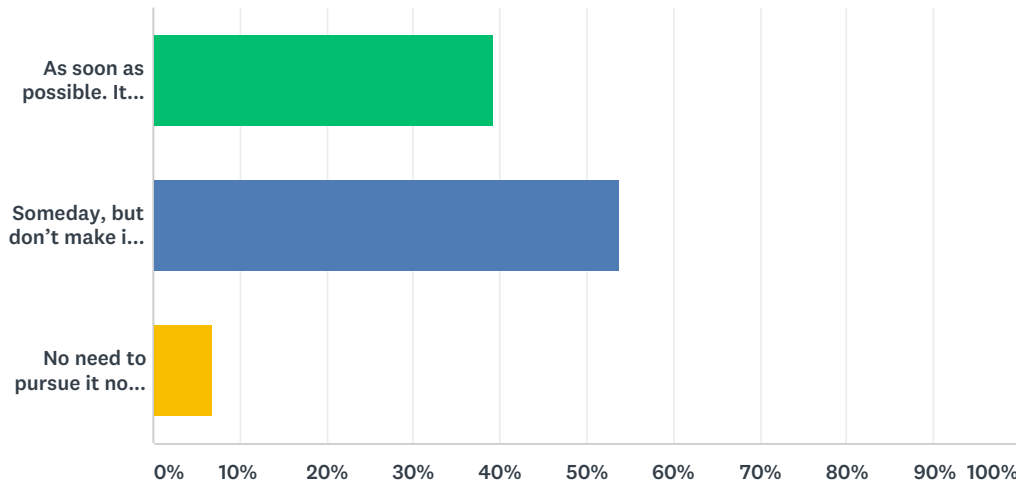
Answered: 149 Skipped: 0



	STRONGLY OPPOSE	OPPOSE	NEUTRAL	FAVOR	STRONGLY FAVOR	TOTAL	WEIGHTED AVERAGE
Continue renting space.	6.71% 10	20.13% 30	38.26% 57	30.20% 45	4.70% 7	149	3.06
Purchase Central Court.	26.85% 40	38.93% 58	19.46% 29	13.42% 20	1.34% 2	149	2.23
Purchase existing bldg.	4.03% 6	26.85% 40	44.30% 66	23.49% 35	1.34% 2	149	2.91
Purchase land and build.	5.37% 8	8.72% 13	26.17% 39	44.97% 67	14.77% 22	149	3.55

Q16 How quickly do you believe PassageWay Church should secure one of the long-term options of purchasing an existing building or purchasing land for a new building?

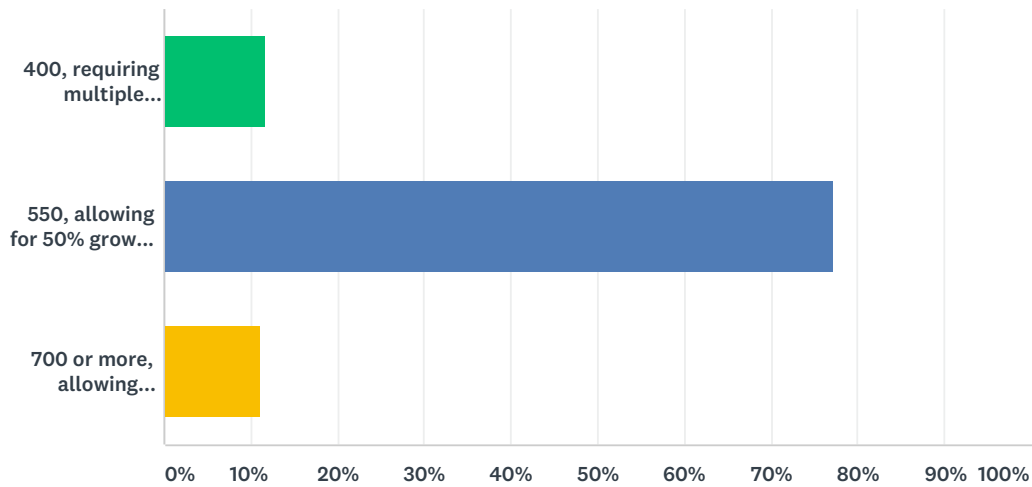
Answered: 145 Skipped: 4



ANSWER CHOICES	RESPONSES
As soon as possible. It's a priority. (1-2 years)	39.31% 57
Someday, but don't make it a priority. (3-4 years)	53.79% 78
No need to pursue it now. (5 or more years)	6.90% 10
TOTAL	145

Q17 Regardless of the long-term option pursued, should the number of seats in the Worship Center (currently 375) be approximately:

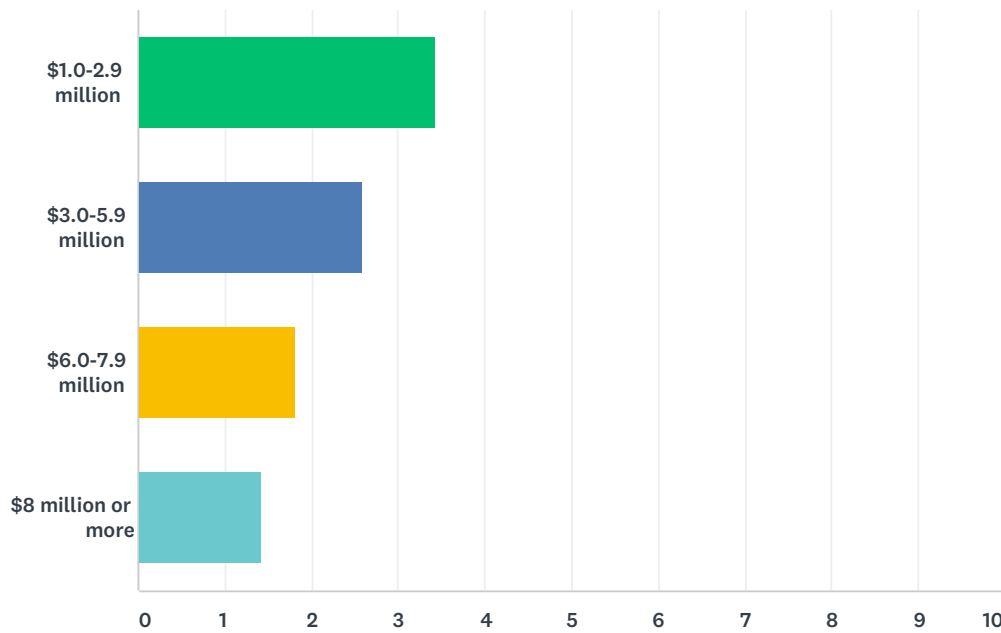
Answered: 145 Skipped: 4



ANSWER CHOICES	RESPONSES	
400, requiring multiple services almost immediately.	11.72%	17
550, allowing for 50% growth before multiple services.	77.24%	112
700 or more, allowing attendance to double in size before multiple services.	11.03%	16
TOTAL		145

Q18 The reality is, purchasing land and building a new permanent facility, with mostly new furnishings and equipment, is very expensive. Please indicate your current reaction regarding EACH of these total cost ranges, including furnishings and equipment, for a permanent facility (size unspecified).

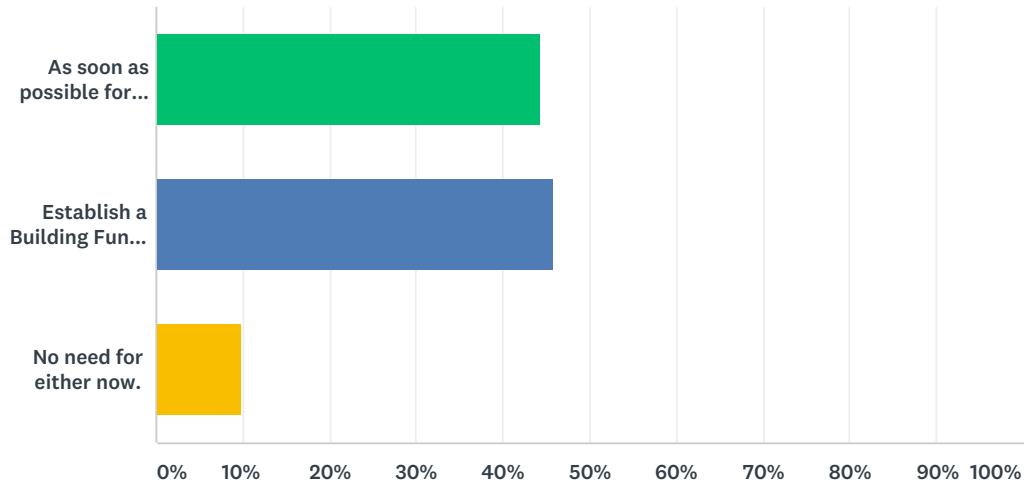
Answered: 145 Skipped: 4



	THAT WOULD BE A BARGAIN!	SEEMS REASONABLE	WOW - THAT PUSHES MY LIMIT	NO WAY - I CAN'T SUPPORT THAT!	TOTAL	WEIGHTED AVERAGE
\$1.0-2.9 million	55.17% 80	37.24% 54	4.14% 6	3.45% 5	145	3.44
\$3.0-5.9 million	7.59% 11	53.79% 78	29.66% 43	8.97% 13	145	2.60
\$6.0-7.9 million	1.38% 2	16.55% 24	44.14% 64	37.93% 55	145	1.81
\$8 million or more	0.00% 0	6.21% 9	30.34% 44	63.45% 92	145	1.43

Q19 How soon would you support PassageWay Church establishing a dedicated Building Fund, and beginning a fundraising campaign?

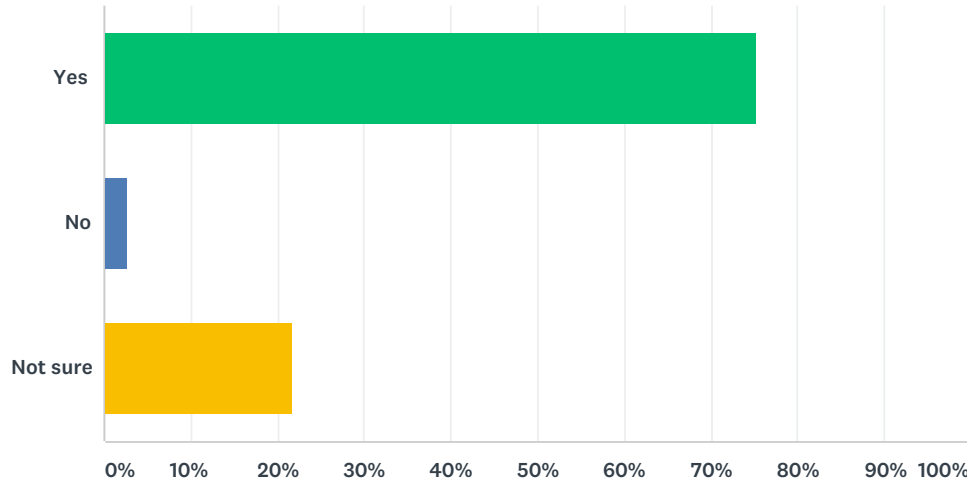
Answered: 142 Skipped: 7



ANSWER CHOICES	RESPONSES	
As soon as possible for both.	44.37%	63
Establish a Building Fund as soon as possible but don't make fundraising a priority (begin in 2-3 years)	45.77%	65
No need for either now.	9.86%	14
TOTAL		142

Q20 If PassageWay Church established a Building Fund and began a fundraising campaign, are you willing to give towards it, over and above your current financial contributions?

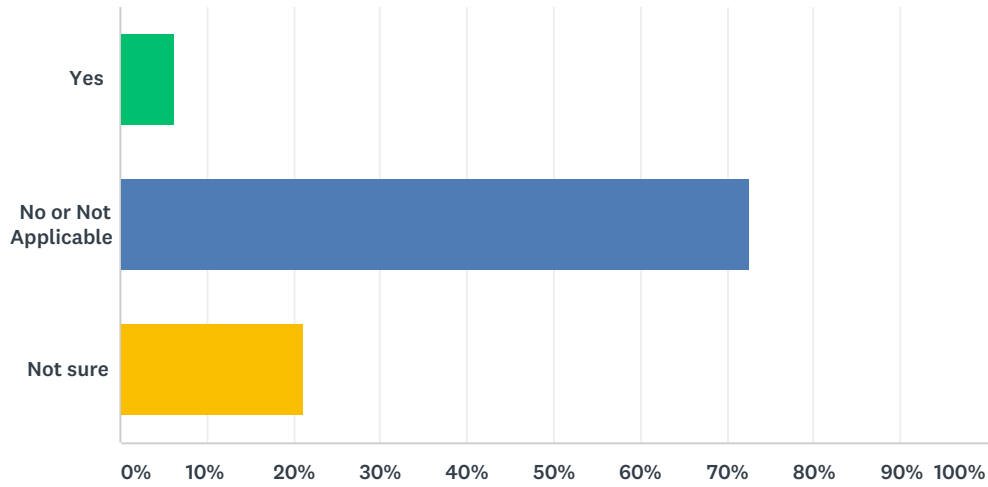
Answered: 142 Skipped: 7



ANSWER CHOICES	RESPONSES	
Yes	75.35%	107
No	2.82%	4
Not sure	21.83%	31
TOTAL		142

Q21 As part of a Building Fund campaign, would you consider donating assets such as land, stocks, bonds, or other financial resources?

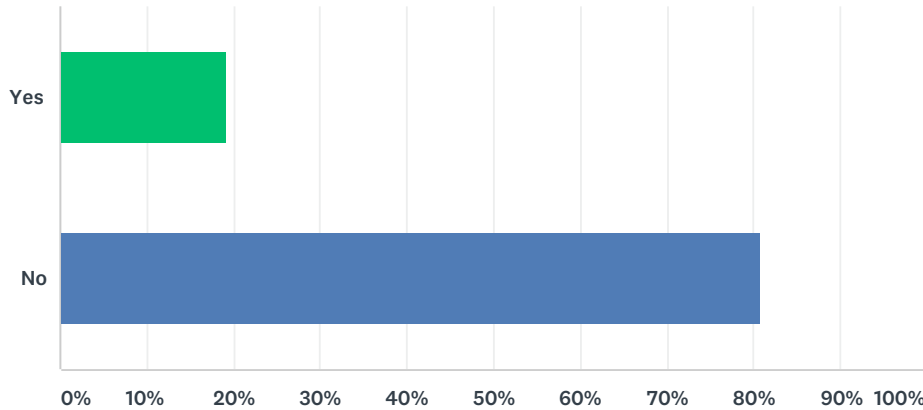
Answered: 142 Skipped: 7



ANSWER CHOICES	RESPONSES
Yes	6.34% 9
No or Not Applicable	72.54% 103
Not sure	21.13% 30
TOTAL	142

Q22 Some Christians are not comfortable with a church borrowing money. Do you believe there are biblical or 'wisdom' prohibitions that churches should not take out a loan to purchase, construct or remodel a building?

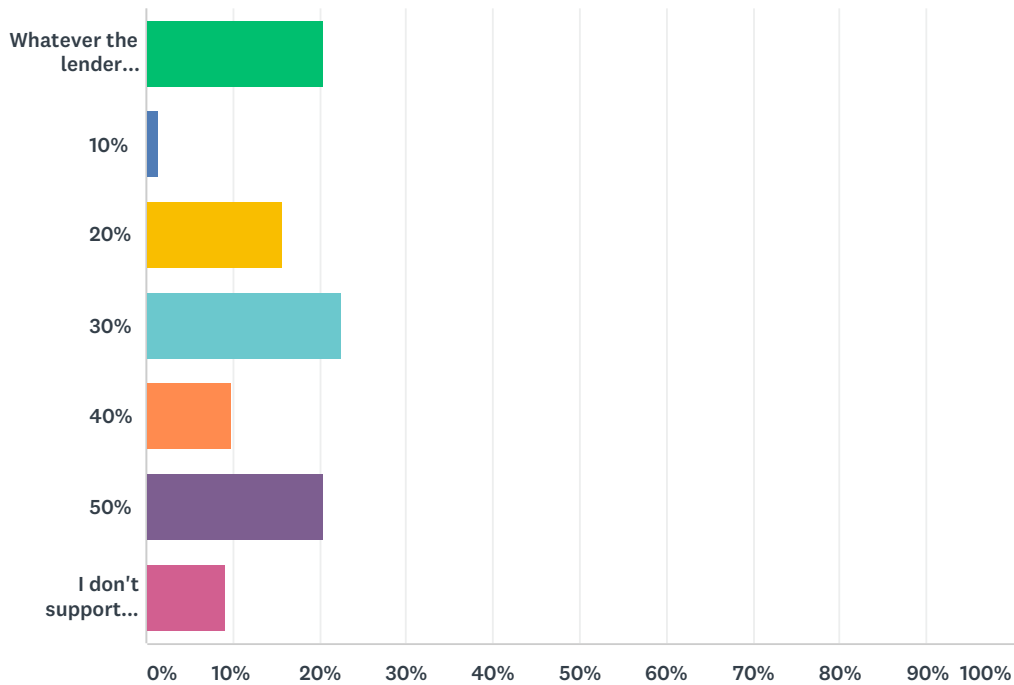
Answered: 141 Skipped: 8



ANSWER CHOICES	RESPONSES	
Yes	19.15%	27
No	80.85%	114
TOTAL		141

Q23 If PassageWay Church did pursue a loan for a permanent facility, what is the minimum down payment you would want the church to raise in order to minimize borrowing costs? [NOTE: higher down payments usually require more time to raise the funds]

Answered: 141 Skipped: 8



ANSWER CHOICES	RESPONSES	
Whatever the lender requires.	20.57%	29
10%	1.42%	2
20%	15.60%	22
30%	22.70%	32
40%	9.93%	14
50%	20.57%	29
I don't support borrowing.	9.22%	13
TOTAL		141

Q24 What, if any, reservations do you have about seeking to continue renting space, even with no long-term guarantee of availability?

Answered: 116 Skipped: 33

Q25 What, if any, reservations do you have about seeking to purchase the Central Court facility and live with the parking and facility challenges?

Answered: 118 Skipped: 31

Q26 What, if any, reservations do you have about seeking to purchase an existing building in Blair and remodel for less cost than a new building, even if the size and configuration is a long-term challenge?

Answered: 120 Skipped: 29

Q27 What, if any, reservations do you have about seeking to purchase land and prepare to build a building for long-term sustainability, even though the cost requires financial sacrifice?

Answered: 115 Skipped: 34

Q28 Please share with us any final comments, encouragement or concerns you have regarding anything discussed in this survey or regarding a permanent facility.

Answered: 110 Skipped: 39