



## ✓ North American Rig Count (FREE)

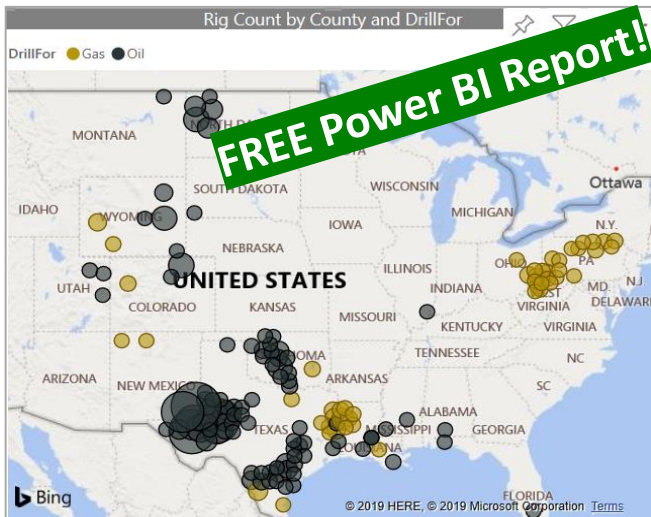
Monitor how many rigs are drilling for oil and gas and where

This Power BI data report presents refreshed data always ready for analysis

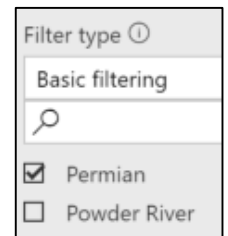
AK, AL, CA, CO, FL, GOM, IL, IN, KS, LA, MI, MS, MT, NE, ND, NM, NY, OH, OK, PA, SD, TX, UT, WV, WY and Canada

Permian, Eagle Ford, Marcellus, Utica, Williston, Powder River, Denver-Julesburg, Anadarko, Offshore, Haynesville and more

### What is current rig count and how has it trended over time?



- Analyze rig activity using modern technology
- Zoom in by filtering right side of screen
  - Basin, PADD, Sub-PADD
  - Gas Region, State, County
  - Well Type, Target Product
  - Well Depth and more



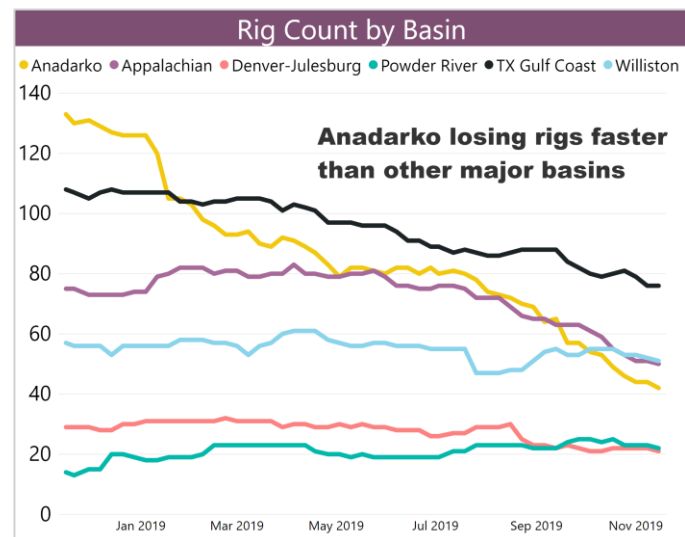
Refreshed every Friday to keep you updated

### What counties have seen increased rig activity recently?

- Multiple pages so you can analyze data quickly for any filters you set
- Same Basin and region associations as other Blackbird BI data reports for easy comparison against permits, DUCs or well production data

Source: Baker Hughes

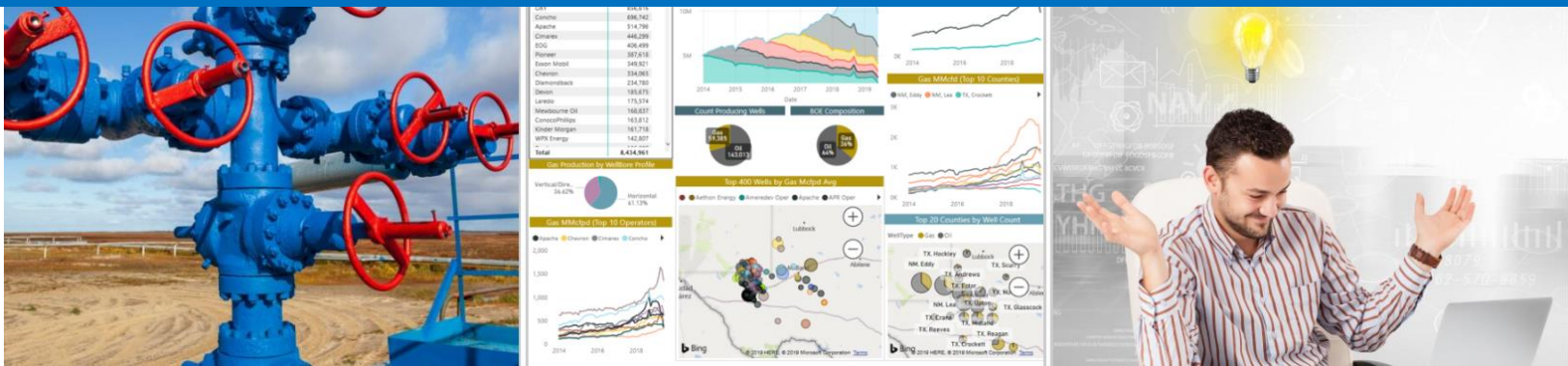
<https://bakerhughesrigcount.gcs-web.com/>



Rig Count					
Basin	Current Week	Weekly Delta	Last Yr	YoY Delta	YoY % Delta
Anadarko	42	-2	133	-91	-68%
Appalachian	50	-1	75	-25	-33%
Denver-Julesburg	21	-1	29	-8	-28%
Powder River	22	-1	14	8	57%
TX Gulf Coast	76	0	108	-32	-30%
Williston	51	-1	57	-6	-11%

- Quickly sort and compare top basins, states or counties
- Enhanced analysis from any device - in a meeting, at the office or on the go

Find business opportunities and make strategic decisions quickly, easily and FREE!



## Business Intelligence Through Data Analysis



Analyze data better than ever ✓



Enhanced analysis from any device  
in a meeting, at the office or on the go

Avoid manual data processing ✓



Automated processes refresh data  
consistently and efficiently so that  
your data time is spent analyzing

Power BI online data reports present refreshed data always ready to analyze

### Products – Data Reports

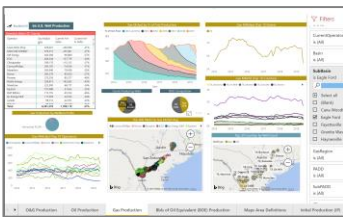


- Oil & Gas Well Production Data
- Permits & DUCs
- Rig Count (FREE)
- U.S. Natural Gas Markets

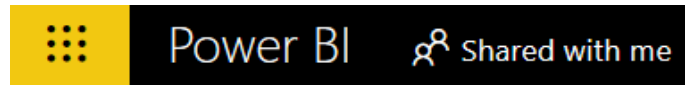
Online data reports at this [link](#) any time from any device

- Easy to access and intuitive to use
- Interactive graphs, maps and tables display data visually so you can extract information
- Sort and filter data in dozens of ways

### Custom Data Solutions




Automated process feeding your data to customized Power BI data reports for enhanced analysis



- Revolutionary *Vertipaq* data engine aggregates and calculates metrics lightning-fast so you can zoom out to spot trends and zoom in to find and analyze the drivers of those trends

### Consulting



- Production Forecasting
- Market Analysis
- Project Advisory & Assistance
- Complex Solutions

Blackbird BI helps analysts and decision-makers analyze data quickly and easily to find business opportunities and support strategic decisions.

**Applying modern technology to extract business intel from data**