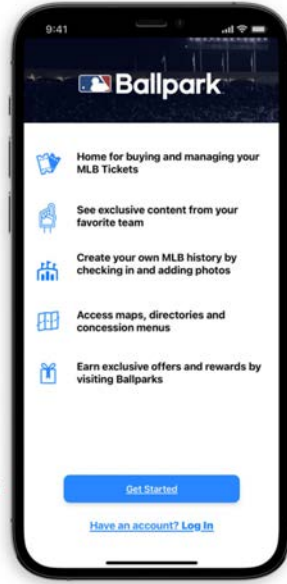





BALLPARK APP: HOW TO SET UP



Step 1: Download MLB Ballpark app on the App Store or Google Play



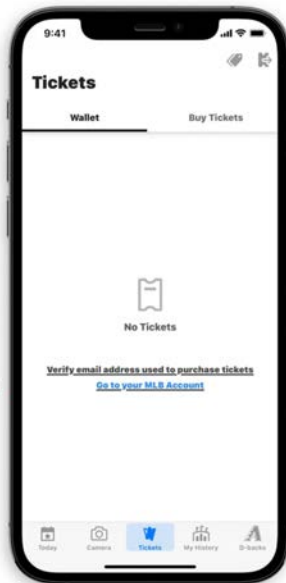
Step 2: Select "Get Started" to create a new account or "Have an account" if you already have an MLB.com account. Utilize email address used to purchase tickets



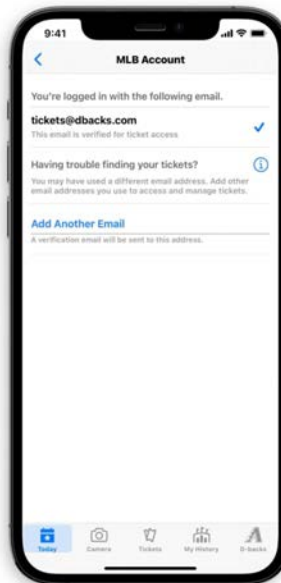
Step 3: Select "Arizona Diamondbacks" or "Colorado Rockies" as your favorite team



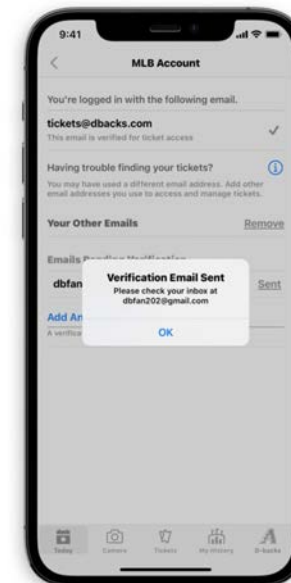
Step 4: Select the blue "Enable Location" button to be able to check in when you get to Chase Field or "skip" in the upper right-hand corner



Step 5: Don't see your tickets? Link your account(s) by selecting the "Tickets" tab then "Go to your MLB Account"



Step 6: Add your email address(es) used to purchase tickets to access and manage tickets



Step 7: A verification email will be sent to your email address(es). Please check your email inbox to approve