

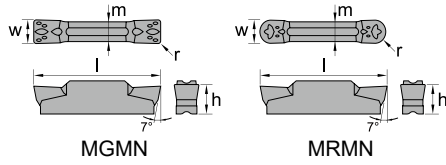
# ***MGEH / KGM / SGIH / SGTHR Series Parting & Grooving Tools***



- ***MGEH / KGB / SGTHR Series for cut-off and grooving of small workpieces in automatic lathe or small machine.***
- ***SGIH Series for parting of large workpieces.***
- ***MGEH MG Chipbreaker for general cutting.***
- ***KGB MR Chipbreaker for high feed cutting.***

**MGEH / MGMN200, MGMN300, MGMN400, MRMN200, MRMN300, MRMN400**

## Insert Specification



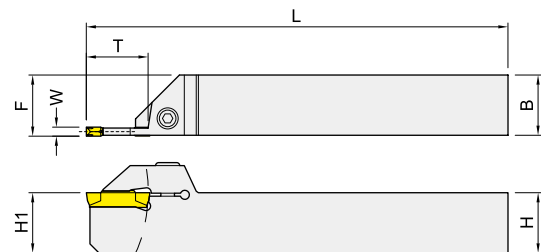
Insert	Dimensions (mm)				
	w	r	l	h	m
MGMN200	2.0	0.2	16	3.5	1.60
MGMN300	3.0	0.4	21	4.8	2.35
MGMN400	4.0	0.4	21	4.8	3.30
MRMN200	2.0	1.0	16	3.5	1.60
MRMN300	3.0	1.5	21	4.8	2.35
MRMN400	4.0	2.0	21	4.8	3.30

Chipbreaker	
MG	For general cutting

Inserts	Order No.	Specification	Working Material					
			P	M	K	N	S	H
	IMGMN200MG32HS	MGMN200-MG CX32HS	●	●	●		○	○
	IMGMN200MG42HS	MGMN200-MG CX42HS	●	●	●		○	
	IMGMN200MG33PS	MGMN200-MG CX33PS	●	●	●		○	●
	IMGMN200MG43PS	MGMN200-MG CX43PS	●	●	●		○	
	IMGMN300MG32HS	MGMN300-MG CX32HS	●	●	●		○	○
	IMGMN300MG42HS	MGMN300-MG CX42HS	●	●	●		○	
	IMGMN300MG33PS	MGMN300-MG CX33PS	●	●	●		○	●
	IMGMN300MG43PS	MGMN300-MG CX43PS	●	●	●		○	
	IMGMN400MG32HS	MGMN400-MG CX32HS	●	●	●		○	○
	IMGMN400MG42HS	MGMN400-MG CX42HS	●	●	●		○	
	IMGMN400MG33PS	MGMN400-MG CX33PS	●	●	●		○	●
	IMGMN400MG43PS	MGMN400-MG CX43PS	●	●	●		○	
	IMRMN200MG33PS	MRMN200-MG CX33PS	●	●	●		○	●
	IMRMN200MG43PS	MRMN200-MG CX43PS	●	●	●		○	
	IMRMN300MG33PS	MRMN300-MG CX33PS	●	●	●		○	●
	IMRMN300MG43PS	MRMN300-MG CX43PS	●	●	●		○	
	IMRMN400MG33PS	MRMN400-MG CX33PS	●	●	●		○	●
	IMRMN400MG43PS	MRMN400-MG CX43PS	●	●	●		○	

\* CX32HS grade for General cutting.  
 CX42HS grade for Interrupted cutting.  
 CX33PS grade for General cutting with anti-stick properties.  
 CX43PS grade for Interrupted cutting with anti-stick properties.

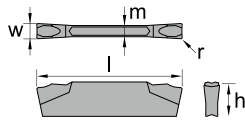
## Tool Holder Specification



Right-hand shown

Order No.	Dimensions (mm)						Insert	Screw	Wrench
	H (H1)	B	L	F	T	W			
IMGEH <sup>R</sup> / <sub>L</sub> 1616K2T16T	16	16	125	16.25	16	2.0	MGMN200.. MRMN200..	IHTMT520	IETL25
IMGEH <sup>R</sup> / <sub>L</sub> 2020K2T20T	20	20	125	20.25	20	2.0		IHTMT525	IETL25
IMGEH <sup>R</sup> / <sub>L</sub> 2525M2T20T	25	25	150	25.25	20	2.0		IHTMT525	IETL25
IMGEH <sup>R</sup> / <sub>L</sub> 1616K3T20T	16	16	125	16.30	20	3.0	MGMN300.. MRMG300..	IHTMT520	IETL25
IMGEH <sup>R</sup> / <sub>L</sub> 2020K3T20T	20	20	125	20.30	20	3.0		IHTMT525	IETL25
IMGEHR2525M3T20T	25	25	150	25.30	20	3.0		IHTMT525	IETL25
IMGEHR2525M4T20T	25	25	150	25.35	20	4.0	MGMN400.. MRMN400..	IHTMT525	IETL25

## Insert Specification



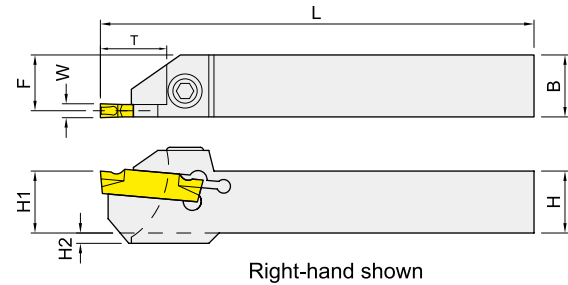
Insert	Dimensions (mm)				
	w	r	l	h	m
GMM2020	2.0	0.20	20	4.3	1.5
GMM2520	2.5	0.20	20	4.3	1.9
GMM3020	3.0	0.25	20	4.3	2.3

Chipbreaker	
MR	For high feed cutting

Inserts	Order No.	Specification	Working Material					
			P	M	K	N	S	H
	IGMM2020MR32HS	GMM2020-MR CX32HS	●	●	●		○	○
	IGMM2020MR42HS	GMM2020-MR CX42HS	●	●	●		○	
	IGMM2520MR32HS	GMM2520-MR CX32HS	●	●	●		○	○
	IGMM2520MR42HS	GMM2520-MR CX42HS	●	●	●		○	
	IGMM3020MR32HS	GMM3020-MR CX32HS	●	●	●		○	○
	IGMM3020MR42HS	GMM3020-MR CX42HS	●	●	●		○	

\* CX32HS grade for General cutting.  
CX42HS grade for Interrupted cutting.

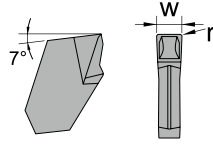
## Tool Holder Specification



Order No.	Dimensions (mm)						W (mm)		Insert	Screw	Wrench	
	H (H1)	B	L	F	T	H2	min	max				
IKGM <sup>R</sup> / <sub>L</sub> 1212K1.5L10	12	12	125	11.4	10	2	1.5	2.0	GMM2020..	IHTM416	IPL30	
IKGM <sup>R</sup> / <sub>L</sub> 1616K1.5L10	16	16	125	15.4	10	-	1.5	2.0		IHTMT520	IETL25	
IKGM <sup>R</sup> / <sub>L</sub> 2020K1.5L10	20	20	125	19.4	10	-	1.5	2.0		IHTMT525	IETL25	
IKGM <sup>R</sup> / <sub>L</sub> 2525M1.5L10	25	25	150	24.4	10	-	1.5	2.0		IHTMT525	IETL25	
IKGM <sup>R</sup> / <sub>L</sub> 1212K2TL10	12	12	125	11.1	10	2	2.0	3.0	GMM2020.. GMM2520.. GMM3020..	IHTM416	IPL30	
IKGM <sup>R</sup> / <sub>L</sub> 1616K2TL10	16	16	125	15.1	10	-	2.0	3.0		IHTMT520	IETL25	
IKGM <sup>R</sup> / <sub>L</sub> 2020K2TL10	20	20	125	19.1	10	-	2.0	3.0		IHTMT525	IETL25	
IKGM <sup>R</sup> / <sub>L</sub> 2525M2TL10	25	25	150	24.1	10	-	2.0	3.0		IHTMT525	IETL25	
IKGM <sup>R</sup> / <sub>L</sub> 1212K2TL13	12	12	125	11.1	13	3	2.0	3.0		IHTM420	IPL30	
IKGM <sup>R</sup> / <sub>L</sub> 1616K2TL13	16	16	125	15.1	13	-	2.0	3.0		IHTMT520	IETL25	
IKGM <sup>R</sup> / <sub>L</sub> 2020K2TL13	20	20	125	19.1	13	-	2.0	3.0		IHTMT525	IETL25	
IKGM <sup>R</sup> / <sub>L</sub> 2525M2TL13	25	25	150	24.1	13	-	2.0	3.0		IHTMT525	IETL25	
IKGM <sup>R</sup> / <sub>L</sub> 1212K2TL17	12	12	125	11.1	17	4	2.0	3.0		IHTM420	IPL30	
IKGM <sup>R</sup> / <sub>L</sub> 1616K2TL17	16	16	125	15.1	17	-	2.0	3.0		IHTMT520	IETL25	
IKGM <sup>R</sup> / <sub>L</sub> 2020K2TL17	20	20	125	19.1	17	-	2.0	3.0		IHTMT525	IETL25	
IKGM <sup>R</sup> / <sub>L</sub> 2525M2TL17	25	25	150	24.1	17	-	2.0	3.0		IHTMT525	IETL25	
IKGM <sup>R</sup> / <sub>L</sub> 1616K3TL16	16	16	125	14.8	16	-	3.0	4.0		GMM3020..	IHTMT520	IETL25
IKGM <sup>R</sup> / <sub>L</sub> 2020K3TL16	20	20	125	18.8	16	-	3.0	4.0			IHTMT525	IETL25
IKGM <sup>R</sup> / <sub>L</sub> 2525M3TL16	25	25	150	23.8	16	-	3.0	4.0			IHTMT525	IETL25
IKGM <sup>R</sup> / <sub>L</sub> 1616K3TL20	16	16	125	14.8	20	4	3.0	4.0			IHTMT525	IETL25
IKGM <sup>R</sup> / <sub>L</sub> 2020K3TL20	20	20	125	18.8	20	-	3.0	4.0	IHTMT525		IETL25	
IKGM <sup>R</sup> / <sub>L</sub> 2525M3TL20	25	25	150	23.8	20	-	3.0	4.0	IHTMT525		IETL25	
IKGMR3232P3TL20	32	32	170	30.8	20	-	3.0	4.0	IHTMT525		IETL25	

**SGIH / TGTN0220, TGTN0310, TGTN0410**

## Insert Specification



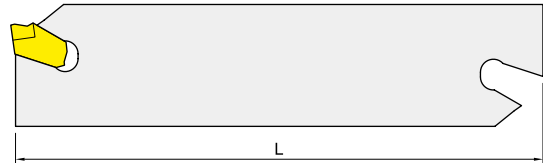
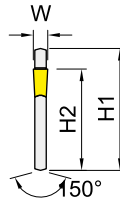
Insert	Dimensions (mm)	
	w	r
TGTN0220	2.2	0.2
TGTN0310	3.1	0.2
TGTN0410	4.1	0.25

Inserts	Order No.	Specification	Working Material					
			P	M	K	N	S	H
	ITGTN022032HS	TGTN0220 CX32HS	●	●	●		○	○
	ITGTN022042HS	TGTN0220 CX42HS	●	●	●		○	
	ITGTN031032HS	TGTN0310 CX32HS	●	●	●		○	○
	ITGTN031042HS	TGTN0310 CX42HS	●	●	●		○	
	ITGTN041032HS	TGTN0410 CX32HS	●	●	●		○	○
	ITGTN041042HS	TGTN0410 CX42HS	●	●	●		○	

\* CX32HS grade for General cutting.  
CX42HS grade for Interrupted cutting.

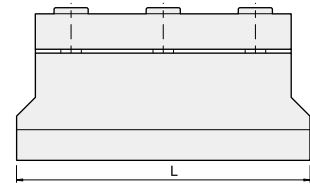
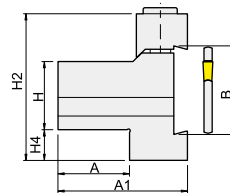
## Tool Holder Specification

**SGIH**



Order No.	Dimensions (mm)				Insert	Tool Block	Wrench
	H1	H2	L	W			
ISGIH262	26	21.4	110	2.2	TGTN0220	ISGTBU..26	IESG1
ISGIH263	26	21.4	110	3.1	TGTN0310		
ISGIH264	26	21.4	110	4.1	TGTN0410		
ISGIH322	32	25	150	2.2	TGTN0220	ISGTBU..32	
ISGIH323	32	25	150	3.1	TGTN0310		
ISGIH324	32	25	150	4.1	TGTN0410		

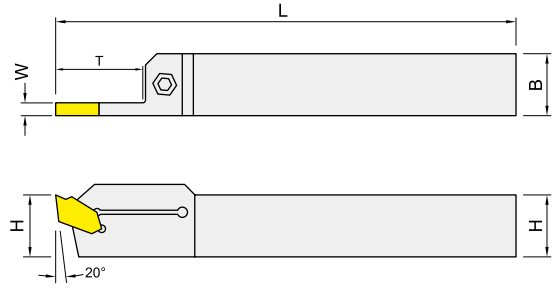
**SGTBU**



Order No.	Dimensions (mm)							Screw	Wrench	BLADE
	H	B	A	A1	L	H2	H4			
ISGTBU2026	20	26	21	38	86	43	9	IHTM630	IPL50	ISGIH263
ISGTBU2526	25	26	23	40	86	43	4			
ISGTBU2032	20	32	21	40	110	50	13			
ISGTBU2532	25	32	23	42	110	50	8			ISGFH323

**SGTHR / TGTN0220, TGTN0310, TGTN0410**

## ■ Tool Holder Specification



Order No.	Dimensions (mm)					Insert	Screw	Wrench
	H	B	L	W	T			
ISGTHR16162	16	16	110	2	16	TGTN0220	IHTM521	IPL40
ISGTHR20202	20	20	125	2	18			
ISGTHR20203	20	20	125	3	20	TGTN0310	IHTM625	IPL50
ISGTHR25253	25	25	150	3	25			
ISGTHR25254	25	25	150	4	30	TGTN0410	IHTM625	IPL50

### WINSTAR CUTTING TECHNOLOGIES CORP.

No. 10, Gongye 6th Road, Tainan Technology Industrial Park,  
Tainan City 709, Taiwan

TEL : +886-6-3840386

FAX : +886-6-3840387

[www.winstarcutting.com](http://www.winstarcutting.com)

[info@winstarcutting.com](mailto:info@winstarcutting.com)

