


Luxon wireless Build-on

Activator 1-10V



Specifications

Input voltage	100 - 347 Vac / 50-60Hz
Standby power (relay off)	1.0W max.
Dim output voltage	1 - 10 V
Dim current	10µA to 30mA
1-10V standard	IEC 60929 / ANSI C82.11 annex A
Safety insulation	SELV
Load current (electronic drivers)	5A / 100 - 277Vac 4A / 347Vac Single pole / 1 phase Switched line output
Power measurement	Integrated voltage and current monitoring
Fixture outage detection	Yes
Motion sensor	Detection height: 39ft max
Operating temperature	-40°F to +140°F -4°F to +140°F (model with motion)
Storage temperature	-4°F to +158°F
Temperature sensor range	+68°F to +122°F
Lifetime	10 years / 30 000 relay switching cycles at +122°F continuously
Failure rate	< 0.5% / year
EMC approvals	FCC part 15 / RSS-GEN / RSS-210 / EN55015 / EN61547 EN61000-6-2 / EN61000-6-3 (industrial levels) EN301489-1 / EN301489-3 / EN301440
Safety approvals	UL916 / EN60950
Ingress protection	IP65 (outdoor)
Mounting	Screw mount to standard 0.5" knock-out Thread size: M20
Connection	5 Wires AWG18 Length: 220mm / 8.7"
RF range	40m / 130 ft (Free line of sight)
Color	White
Luxon wireless RF frequency	2.45GHz

Features

- Wireless control of luminaires with 1-10V interface, e.g. LED
- Easy to install into existing and new installations
- Easy to mount to junction boxes or luminaires
- Wide range mains voltage
- Support on/off, dimming and luminaire status
- Temperature sensor integrated
- Software updatable

Nedap Luxon Cloud features:

- Time, daylight, motion and dim control
- Direct motion sensor control
- Flexible group assigning
- Multi-site management
- Management reports
- Calculated energy logging

Design-in guide available via:

portal.nedap-luxon.com

Request login details for portal via:

info@nedap-luxon.com

Product models

- Luxon wireless Build-On Activator 1-10V
- Luxon wireless Build-On Activator 1-10V / motion

Accessory

Lens mask



Six different masking rings are available to limit the detection area of the activator with integrated motion sensor.

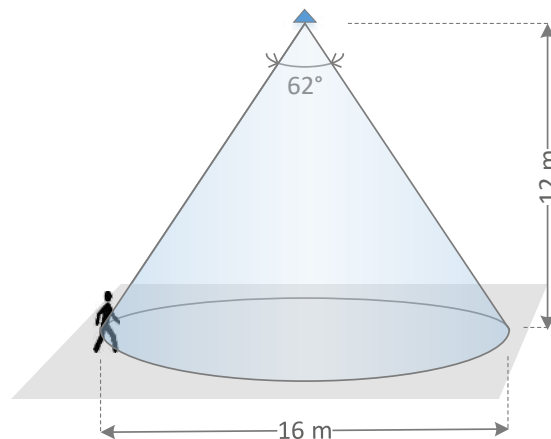


Motion detection area: White
Insensitive to motion: Blue

See quick install guide (see Luxon Portal or contact support) for more information about how to install this product.

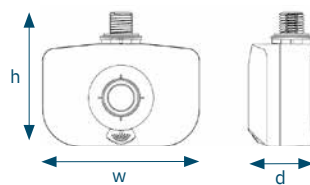
Motion sensor detection area at 10, 20, 30 and 40ft

Mounting height (in ft)	Detection area (round)
10	13
20	26
30	39
40 (12m)	52 (16m)



Weight and dimensions

Description	Dimensions (H x W x D) [inch]	Weight [lbs]
Luxon wireless Build-on Activator 1-10V	4.2 x 4.9 x 2.1	0.55
Luxon wireless Build-on Activator 1-10V / motion	4.2 x 4.9 x 2.1	0.55



Ordering information

Luxon wireless Build-on Activator DALI

Voltage	Description	Part number	Units per packaging
100-347	Luxon wireless Build-on Activator 1-10V	9985255	36
100-347	Luxon wireless Build-on Activator 1-10V / motion	9985263	36
	Lens Mask set for Build-On Activator	4605675	determined by order



Accessories

Description	Part number	Units per packaging
Extension joint 30mm	5915031	determined by order
Extension joint 50mm	5915058	determined by order



Packaging dimensions

Product type	Dimensions (h x w x d) [inch]	Weight [lbs]
Luxon wireless Build-on Activator 1-10V	23.4 x 15.7 10.6	24
Luxon wireless Build-on Activator 1-10V / motion	23.4 x 15.7 x 10.6	24

Connections

Description	Color
Line	Black
Neutral	White
Switched line	Red
Dim +	Violet
Dim -	Grey

