




# SINGAPORE STANDARD SS600 (AMENDED) - QUANTITY MEASUREMENT PROCEDURES (KEY STEPS)

LEGEND

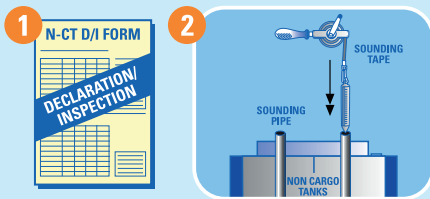


**Chief Engineer** should check and ensure that SS600's pre-delivery conference and documentation procedures are carried out.

BEFORE BUNKERING

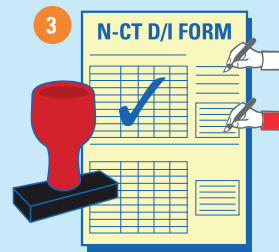
Non-Cargo Tank Declaration / Inspection Form

- 1** **Declare** the contents and measurements of non-cargo tanks of bunker tanker in Part I of the Non-Cargo Tank Declaration / Inspection Form.
- 2** **Inspect / Gauge** the non-cargo tanks and **Verify** Cargo Officer's declaration.



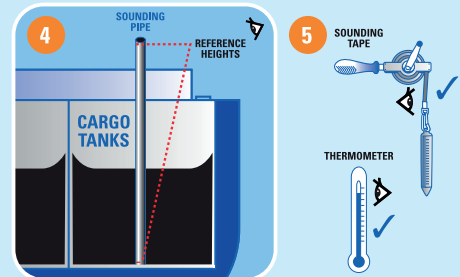
Non-Cargo Tank Declaration / Inspection Form

- 3** **Sign and Stamp** on Part I of the Non-Cargo Tank Declaration / Inspection Form.



Opening Tank Gauging

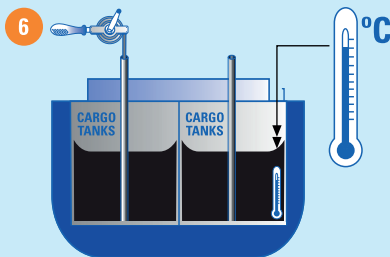
- 4** **Verify** the Reference Heights of cargo oil tanks of bunker tanker.
- 5** **Check** measurement equipment.



BEFORE BUNKERING

Opening Tank Gauging

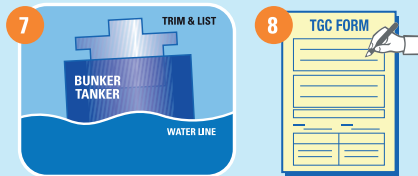
- 6** **Witness and Confirm** the opening tank gauging and cargo temperature readings of **All** cargo oil tanks.



Tank Gauging / Calculation Form

- 7** **Determine** the Trim & List of the bunker tanker.

- 8** **Record** all reference heights, gauging, trim & list of bunker tanker and cargo temperatures in the Tank Gauging / Calculation Form.



Tank Gauging / Calculation Form

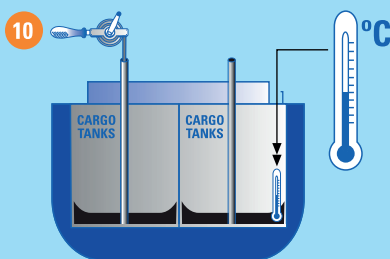
- 9** **Confirm** all readings and **Sign** the Tank Gauging / Calculation Form immediately after the opening gauge.



AFTER BUNKERING

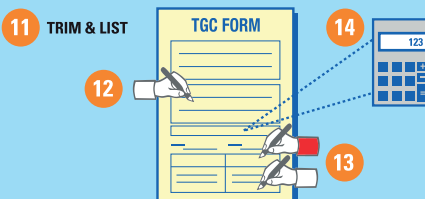
Closing Tank Gauging

- 10** **Witness and Confirm** the closing tank gauging and cargo temperature readings of **All** cargo oil tanks.




Tank Gauging / Calculation Form

- 11** **CE/CO to repeat** Step 7
- 12** **CO to repeat** Step 8
- 13** **Complete and Sign** the Tank Gauging / Calculation Form.
- 14** **Calculate** the delivered quantity.



Bunker Delivery Note

- 15** **CO to prepare** the Bunker Delivery Note.
- 16** **Verify** the delivered quantity as stated in the Bunker Delivery Note.
- 17** **Complete, Sign and Stamp** on the Bunker Delivery Note.



IMPORTANT NOTES

- GAUGING TAPES WITH ILLEGIBLE MARKINGS OR THAT ARE KINKED SHALL NOT BE USED.
- ONLY ASTM-APPROVED THERMOMETERS IN GOOD WORKING CONDITION SHALL BE USED.
- WATER CUT SHALL BE TAKEN BY USING WATER-INDICATING PASTE FOR ALL GRADES OF BUNKERS.
- OIL-INDICATING PASTE SHALL BE USED WHEN GAUGING MGO TANKS.
- DO NOT SIGN THE NON-CARGO TANK DECLARATION / INSPECTION FORM BEFORE VERIFYING THE NON-CARGO TANKS.
- DO NOT SIGN THE TANK GAUGING / CALCULATION FORM OR THE BUNKER DELIVERY NOTE BEFORE WITNESSING AND CONFIRMING THE TANK GAUGING AND CARGO TEMPERATURE READINGS OF ALL CARGO OIL TANKS OF THE BUNKER TANKER.
- IN THE EVENT OF A QUANTITY DISPUTE, INSPECT, GAUGE AND VERIFY ALL CARGO AND NON-CARGO TANKS OF THE BUNKER TANKER. IF THE DISPUTE REMAINS UNRESOLVED, RAISE A NOTE OF PROTEST.