





FLORIDA PARKING CHECKLIST





Use with the Requirements Statute F.S. § 553.5041, Florida Accessibility Code (FAC), Chapter 11: 208 and 502 Parking Spaces and 2010 ADA Accessible Standards of Design Chapter 5: Parking Spaces.

Facility Name: _____





Parking Area/Lot Location: _____



Requirements	Item	Technical Requirements	Illustrations	Yes	No
<p>(1) F.S. § 553.5041 (5)(c)1 FAC 502.3 Access Aisle</p>	<p>Parking Spaces and Access Aisles - Width of Parking Space</p>	<p>Is each parking space no less than 12 feet wide?</p>			
<p>(2) F.S. § 553.5041 (5)(c)1 FAC 502.3 Access Aisle</p>	<p>Parking Spaces and Access Aisles - Width of Parking Space:</p>	<p>Are the parking access aisles no less than 5 feet wide and are they part of an accessible route to the building or facility entrance?</p>			



Requirements	Item	Technical Requirements	Illustrations	Yes	No
<p>(3) F.S. § 553.5041 (5)(c)1 FAC 502.3 Access Aisle</p>	<p>Parking Spaces and Access Aisles - Width of Parking Space</p>	<p>Are access aisles placed adjacent to accessible parking spaces? (two accessible parking spaces may share a common access aisle.)</p>			
<p>(4) F.S. § 553.5041 (5)(c)1 FAC 502.3 Access Aisle</p>	<p>Parking Spaces and Access Aisles</p>	<p>Is the access aisle(s) striped diagonally to designate it as a no-parking zone?</p>			
<p>(5) FAC 553.5041(5)(a)</p>	<p>Changes in Level</p>	<p>Are there changes in levels along an accessible route? If an accessible route has changes in level greater than ½ inch (13 mm), then a curb ramp, ramp, elevator, or platform lift.</p>			
<p>(6) F.S. § 553.5041(6) FAC 502.6.1</p>	<p>Signage</p>	<p>Is each parking space prominently outlined with blue paint? (must be repainted when necessary)</p>			



Requirements	Item	Technical Requirements	Illustrations	Yes	No
<p>(7) F.S. § 553.5041(6)</p> <p>FAC 502.6.1</p>	Signage	Is there a permanent above-grade sign of a color and design approved by the Department of Transportation at each parking space?			
<p>(8) F.S. § 553.5041(6)</p> <p>FAC 502.6.1</p>	Signage	Is the sign(s) placed on or at a distance of 60 inches above the ground to the bottom of the sign?	 		
<p>(9) F.S. § 553.5041(6)</p> <p>FAC 502.6.1</p>	Signage	Does the sign(s) bear the international symbol of accessibility meeting the requirements: "PARKING BY DISABLED PERMIT ONLY."			

Requirements	Item	Technical Requirements	Illustrations	Yes	No
(10) F.S. § 553.5041(6)	Signage	Does the sign(s) indicate the penalty for illegal use of the space.			
(11) F.S. § 553.5041(5)(a) FAC 403.5.1 Clear Width.	Access Aisle(s)	Are all spaces located on an accessible route no less than 36 inches wide so that users will not be compelled to walk or wheel behind parked vehicles?			





Requirements	Item	Technical Requirements	Illustrations	Yes	No
<p>(12) FAC 403.3 Slope</p>	<p>Level</p>	<p>Are the running slope of walking surfaces not be steeper than 1:20. The cross slope of walking surfaces shall not be steeper than 1:48.</p>			
<p>(13) FAC 302.1 General.</p>	<p>Surface</p>	<p>Are access aisles stable, firm, and slip resistant?</p>			



Requirements	Item	Technical Requirements	Illustrations	Yes	No
<p>(14) F.S. § 553.5041 (5) f</p> <p>406 CURB RAMPS</p> <p>208.3 Location</p>	Curb Ramp	Is the Curb Ramp located outside the disabled parking space(s) and access aisle(s)?			
<p>(15) 406 CURB RAMPS</p> <p>208.3 Location</p>	Location	Curb ramps on accessible routes shall comply with 406, 405.2 through 405.5, and 405.10 and 208.3 Location	 		



Requirements	Item	Technical Requirements	Illustrations	Yes	No
(16) 208.3 Location	Location	In parking facilities that do not serve a particular building, accessible parking shall be located on the shortest accessible route of travel to an accessible pedestrian entrance of the parking facility.			
(17) Advisory 208.3.1	Location	In buildings with multiple accessible entrances with adjacent parking, accessible parking spaces shall be dispersed and located closest to the accessible entrances.			
			Total Parking Spaces in Area/Lot:	Number Accessible:	
General Use: (TABLE 208.2 PARKING SPACES					
Outpatient Unit/Facility (10% required):					
Specialized Unit/Facility Serving or Treating Persons with Mobility Impairments (20% required):					
*Total Parking in Lot			Required Minimum Number of Accessible Spaces		
1 to 25			1		
26 to 50			2		
51 to 75			3		
76 to 100			4		
101 to 150			5		
151 to 200			6		
201 to 300			7		
301 to 400			8		
401 to 500			9		
501 to 1000			2 percent of total		
1001 and over			20 plus 1 for each 100 over 1000		



Developed by the CIL DISABILITY RESOURCE CENTER
3600 North Pace Blvd, Pensacola, Florida 32505