



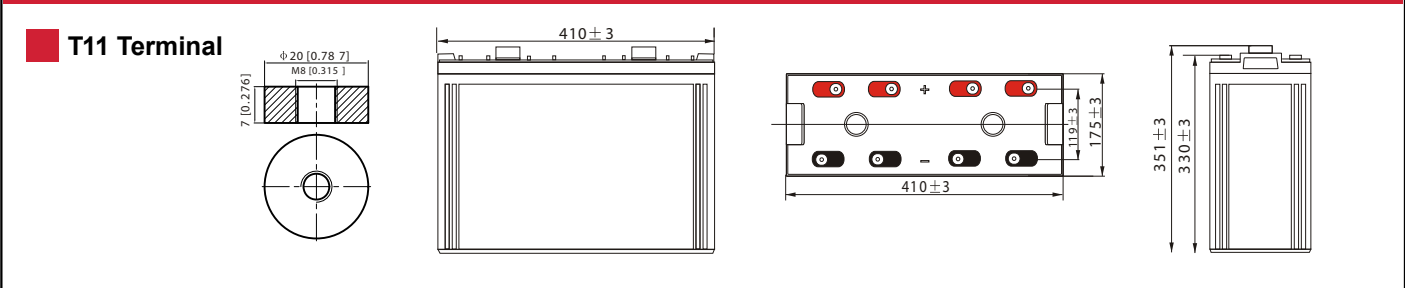
Physical Specification

Part Number:	CXL800-2
Length:	410 ± 2 mm (16.14 inches)
Width:	175 ± 2 mm (6.89 inches)
Container Height:	330 ± 2 mm (12.99 inches)
Total Height (with terminal):	350 ± 2 mm (13.81 inches)
Approx Weight:	Approx 51.5 Kg

Specifications

	Nominal Voltage	2V
	Nominal Capacity (10HR)	800AH
Terminal Type	Standard Terminal	T11
	Optional Terminal	-
Container Material	Standard Option	ABS
	Flame Retardant Option (FR)	ABS (UL94:VO)
Rated Capacity	856.0 AH/42.8A	(20hr, 1.80V/cell, 25°C / 77°F)
	800.0 AH/80.0A	(10hr, 1.80V/cell, 25°C / 77°F)
	696.0 AH/139.5A	(5hr, 1.75V/cell, 25°C / 77°F)
	624.0 AH/208.0A	(3hr, 1.75V/cell, 25°C / 77°F)
	496.0 AH/496.0A	(1hr, 1.60V/cell, 25°C / 77°F)
Max Discharge Current	6400A (5s)	
Internal Resistance	Approx 0.5mΩ	
Discharge Characteristics	Operating Temp. Range	Discharge: -15 ~ 50°C (5 ~ 122°F)
		Charge: 0 ~ 40°C (5 ~ 104°F)
		Storage: -15 ~ 40°C (5 ~ 104°F)
	Nominal Operating Temp. Range	25 ± 3°C (77 ± 5°F)
	Cycle Use	Initial Charging Current less than 240.0A. Voltage 2.4V ~ 2.5V at 25°C (77°F) Temp. Coefficient -5mV/°C
	Standby Use	No limit on Initial Charging Current Voltage 2.25V ~ 2.3V at 25°C (77°F) Temp. Coefficient -3mV/°C
Capacity affected by Temperature	40°C (104°F)	103%
	25°C (77°F)	100%
	0°C (32°F)	86%
Design Floating Life at 20°C	15 Years	
Self Discharge	Canbat batteries may be stored for up to 6 months at 25°C(77°F) and then a refresh charge is required. For higher temperatures the time interval will be shorter.	

Dimensions



ALL DATA IS SUBJECT TO CHANGE WITHOUT NOTICE

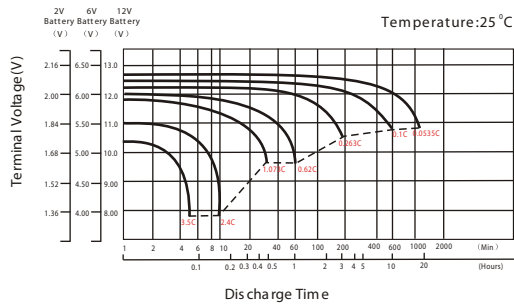
Constant Current Discharge (Amperes) at 25 °C (77°F)

F.V/Time	10min	15min	20min	30min	45min	1h	2h	3h	4h	5h	6h	8h	10h	20h
1.85V/cell	936.0	787.2	698.4	579.2	446.9	382.4	247.6	186.2	152.5	128.3	112.4	90.2	77.5	41.4
1.80V/cell	1071.0	884.0	772.2	629.1	482.1	403.6	266.2	200.0	162.1	136.0	119.1	94.9	80.0	42.8
1.75V/cell	1216.4	996.3	853.3	683.6	525.9	440.0	276.8	208.0	167.7	139.2	122.8	98.1	82.2	43.9
1.70V/cell	1373.8	1105.3	941.9	746.3	566.4	465.6	291.6	218.9	175.2	147.2	128.7	102.2	85.3	45.0
1.65V/cell	1475.3	1183.5	1002.1	787.6	599.5	481.6	302.3	227.7	182.1	151.8	133.2	105.7	87.7	46.4
1.60V/cell	1623.0	1296.2	1088.6	840.4	622.9	496.0	310.0	233.6	186.2	155.5	136.0	107.5	89.5	47.2

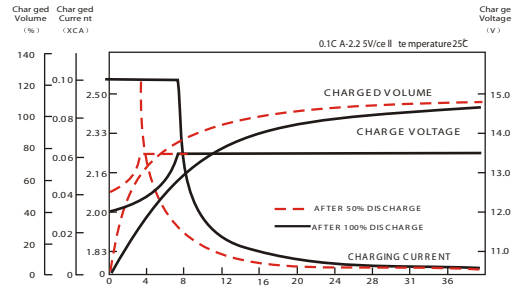
Constant Power Discharge (Watts) at 25 °C (77°F)

F.V/Time	10min	15min	20min	30min	45min	1h	2h	3h	4h	5h	6h	8h	10h	20h
1.85V/cell	1747.7	1484.7	1330.5	1115.5	868.0	745.3	485.8	366.6	301.2	254.1	223.2	179.9	155.0	82.8
1.80V/cell	1976.5	1645.0	1449.6	1193.3	929.2	782.5	518.7	391.6	318.5	268.1	235.6	188.7	159.7	85.5
1.75V/cell	2209.3	1831.5	1586.8	1286.1	1003.9	849.1	537.5	405.7	328.4	273.5	242.2	194.6	163.8	87.6
1.70V/cell	2439.2	2004.0	1738.5	1396.4	1077.3	895.7	565.1	426.3	342.4	288.7	253.4	202.6	169.9	89.7
1.65V/cell	2595.7	2129.3	1835.8	1461.7	1130.0	919.9	582.4	441.5	354.6	296.8	261.5	208.9	174.4	92.4
1.60V/cell	2791.2	2294.0	1972.8	1548.9	1168.0	942.4	594.4	450.8	361.3	303.0	266.2	212.1	177.8	93.8

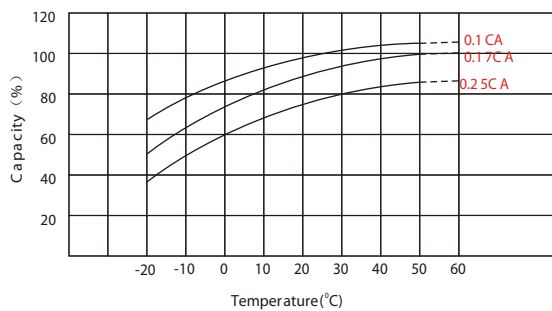
Discharge Characteristics



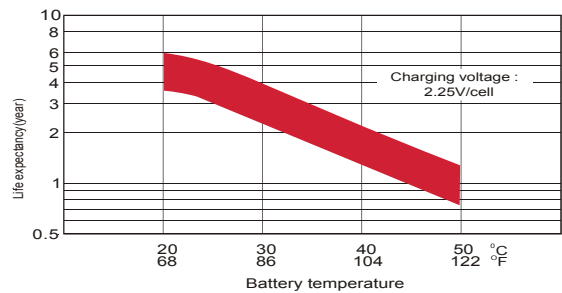
Float Charging Characteristics



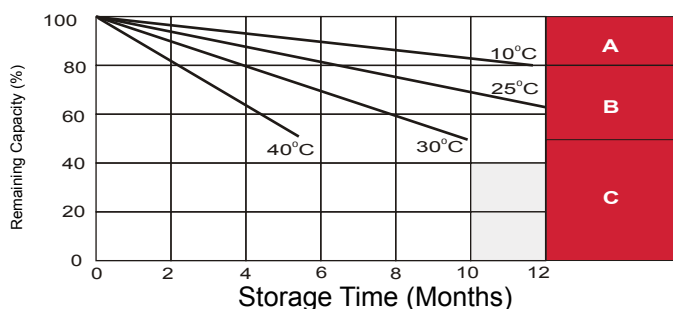
Temperature Effects in Relation to Battery Capacity



Effect of Temperature on Long Term Float Life



Self Discharge Characteristics



A

No supplementary required
(Carryout supplementary charge before use if 100% capacity is required.)

B

Supplementary charge required before use. Optional charging way as below:
 1. Charged for above 3 days at limited current 0.25CA and constant voltage 2.25V/cell.
 2. Charged for above 20 hours at limited current 0.25CA and constant voltage 2.25V/cell.
 3. Charged for 8 ~ 10 hours at limited current 0.05 CA.

C

Supplementary charge may often fail to recover the capacity.
The battery should never be left standing till this is reached.

ALL DATA IS SUBJECT TO CHANGE WITHOUT NOTICE