



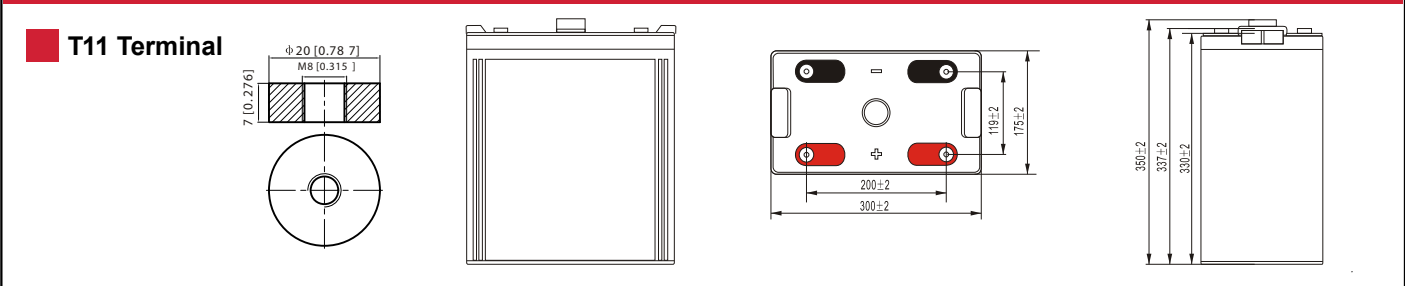
Physical Specification

Part Number:	CXL600-2
Length:	300 ± 2 mm (11.81 inches)
Width:	175 ± 2 mm (6.89 inches)
Container Height:	330 ± 2 mm (12.99 inches)
Total Height (with terminal):	350 ± 2 mm (13.78 inches)
Approx Weight:	Approx 38.2 Kg

Specifications

	Nominal Voltage	2V
	Nominal Capacity (10HR)	600AH
Terminal Type	Standard Terminal	T11
	Optional Terminal	-
Container Material	Standard Option	ABS
	Flame Retardant Option (FR)	ABS (UL94:VO)
Rated Capacity	642.0 AH/32.1A	(20hr, 1.80V/cell, 25°C / 77°F)
	600.0 AH/60.0A	(10hr, 1.80V/cell, 25°C / 77°F)
	522.0 AH/104.4A	(5hr, 1.75V/cell, 25°C / 77°F)
	468.0 AH/156.0A	(3hr, 1.75V/cell, 25°C / 77°F)
	372.0 AH/372.0A	(1hr, 1.60V/cell, 25°C / 77°F)
Max Discharge Current	4800A (5s)	
Internal Resistance	Approx 0.55mΩ	
Discharge Characteristics	Operating Temp. Range	Discharge: -15 ~ 50°C (5 ~ 122°F)
		Charge: 0 ~ 40°C (5 ~ 104°F)
		Storage: -15 ~ 40°C (5 ~ 104°F)
	Nominal Operating Temp. Range	25 ± 3°C (77 ± 5°F)
	Cycle Use	Initial Charging Current less than 180.0A. Voltage 2.4V ~ 2.5V at 25°C (77°F) Temp. Coefficient -5mV/°C
	Standby Use	No limit on Initial Charging Current Voltage 2.25V ~ 2.3V at 25°C (77°F) Temp. Coefficient -3mV/°C
Capacity affected by Temperature	40°C (104°F)	103%
	25°C (77°F)	100%
	0°C (32°F)	86%
Design Floating Life at 20°C	15 Years	
Self Discharge	Canbat batteries may be stored for up to 6 months at 25°C(77°F) and then a refresh charge is required. For higher temperatures the time interval will be shorter.	

Dimensions



ALL DATA IS SUBJECT TO CHANGE WITHOUT NOTICE

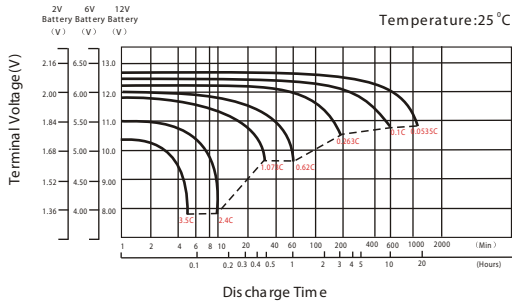
Constant Current Discharge (Amperes) at 25 °C (77°F)

F.V/Time	10min	15min	20min	30min	45min	1h	2h	3h	4h	5h	6h	8h	10h	20h
1.85V/cell	702.0	590.4	523.8	434.4	335.2	286.8	185.7	139.6	114.4	96.2	84.3	67.6	58.1	31.0
1.80V/cell	803.3	663.0	579.1	471.8	361.6	302.7	199.6	150.0	121.6	102.0	89.3	71.2	60.0	32.1
1.75V/cell	912.3	747.2	640.0	512.7	394.4	330.0	207.6	156.0	125.8	104.4	92.1	73.6	61.6	32.9
1.70V/cell	\	829.0	706.4	559.8	424.8	349.2	218.7	164.2	131.4	110.4	96.5	76.7	64.0	33.8
1.65V/cell	\	887.6	751.5	590.7	449.6	361.2	226.7	170.8	136.6	113.9	99.9	79.3	65.8	34.8
1.60V/cell	\	\	816.4	630.3	467.2	372.0	232.5	175.2	139.6	116.7	102.0	80.6	67.2	35.4

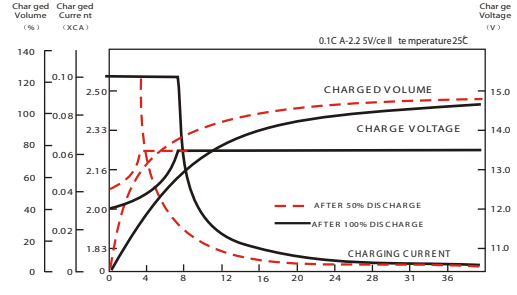
Constant Power Discharge (Watts) at 25 °C (77°F)

F.V/Time	10min	15min	20min	30min	45min	1h	2h	3h	4h	5h	6h	8h	10h	20h
1.85V/cell	1310.8	1113.5	997.8	836.7	651.0	558.9	364.3	275.0	225.9	190.6	167.4	134.9	116.2	62.1
1.80V/cell	1482.4	1233.7	1087.2	894.9	696.9	586.9	389.1	293.7	238.9	201.1	176.7	141.5	119.8	64.1
1.75V/cell	1657.0	1373.6	1190.1	964.6	752.9	636.8	403.1	304.3	246.3	205.1	181.7	145.9	122.8	65.7
1.70V/cell	\	1503.0	1303.9	1047.3	808.0	671.8	423.8	319.7	256.8	216.5	190.1	151.9	127.5	67.3
1.65V/cell	\	1597.0	1376.8	1096.2	847.5	689.9	436.8	331.1	265.9	222.6	196.1	156.7	130.8	69.3
1.60V/cell	\	\	1479.6	1161.7	876.0	706.8	445.8	338.1	271.0	227.3	199.6	159.1	133.3	70.3

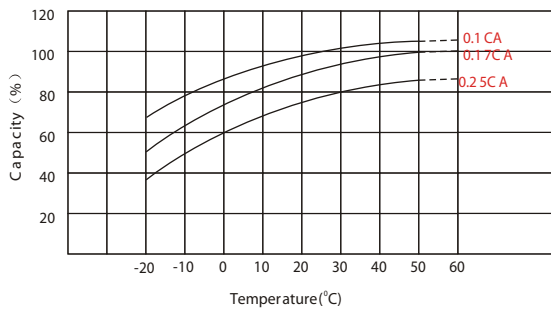
Discharge Characteristics



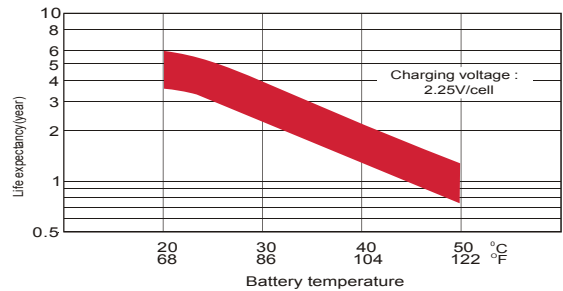
Float Charging Characteristics



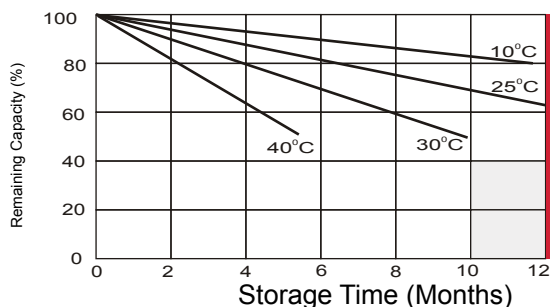
Temperature Effects in Relation to Battery Capacity



Effect of Temperature on Long Term Float Life



Self Discharge Characteristics



A

No supplementary required
(Carryout supplementary charge before use if 100% capacity is required.)

B

Supplementary charge required before use. Optional charging way as below:
 1. Charged for above 3 days at limited current 0.25CA and constant voltage 2.25V/cell.
 2. Charged for above 20 hours at limited current 0.25CA and constant voltage 2.25V/cell.
 3. Charged for 8 ~ 10 hours at limited current 0.05 CA.

C

Supplementary charge may often fail to recover the capacity.
The battery should never be left standing till this is reached.

ALL DATA IS SUBJECT TO CHANGE WITHOUT NOTICE