

CHR 142-12

12V 142AH

High Rated



CHR 142-12

Awaiting Image

Physical Specification

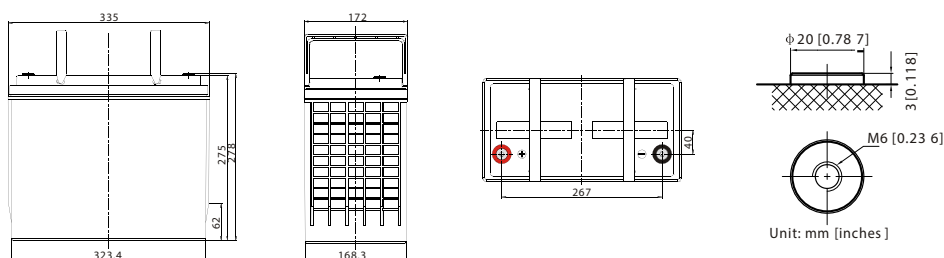
Part Number:	CHR 142-12
Length:	335 ± 2 mm (13.19 inches)
Width:	172 ± 2 mm (6.77 inches)
Container Height:	275 ± 2 mm (10.83 inches)
Total Height (with terminal):	278 ± 2 mm (10.94 inches)
Approx Weight:	Approx 42 kg (92.6 lbs)

Specifications

	Normal Voltage	12V
	Normal Capacity (20HR)	142AH
Terminal Type	Standard Terminal	T8
	Optional Terminal	-
Container Material	Standard Option	ABS
	Flame Retardant Option (FR)	ABS(UL94:VO)
Rated Capacity	490Watts/cell	15 min rate(1.67V/cell)
	142.0AH	20HR(1.80V/cell)
Max Discharge Current	1846A (5s)	
Internal Resistance	Approx 3.2mΩ	
Discharge Characteristics	Operating Temp. Range	Discharge: -15 ~ 50°C (5 ~ 122°F)
		Charge: 0 ~ 40°C (5 ~ 104°F)
		Storage: -15 ~ 40°C (5 ~ 104°F)
	Nominal Operating Temp. Range	25 ± 3°C (77 ± 5°F)
	Cycle Use	Initial Charging Current less than 42.6A.Voltage
	Standby Use	No limit on Initial Charging Current Voltage
Capacity affected by Temperature	40°C (104°F) 103%	
	25°C (77°F) 100%	
	0°C (32°F) 86%	
Design Floating Life at 20°C	12+ Years	
Self Discharge	Canbat batteries may be stored for up to 6 months at 25°C(77F) and then a refresh charge is required. For higher temperatures the time interval will be shorter.	

Dimensions

T8 Terminal



ALL DATA IS SUBJECT TO CHANGE WITHOUT NOTICE

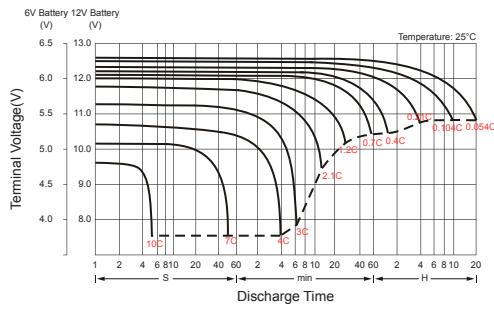
Constant Current Discharge (Amperes) at 25°C (77°F)

F.V/Time	5 min	10 min	15 min	20 min	30 min	45 min	1h	2h	3h	4h	5h	6h	8h	10h	20h
1.85V/cell	497.8	416.3	366.4	329.0	261.1	199.4	162.9	96.6	70.3	56.2	47.3	41.1	32.7	27.3	14.3
1.80V/cell	583.6	464.8	403.5	355.1	278.1	210.8	171.7	100.2	72.9	57.7	48.3	41.8	33.3	27.7	14.6
1.75V/cell	661.2	521.8	438.3	377.7	290.8	219.8	179.2	103.3	75.0	59.3	49.5	42.9	33.9	28.0	14.8
1.70V/cell	722.4	555.3	462.8	397.6	303.2	228.4	185.4	106.7	76.5	60.3	50.4	43.4	34.3	28.3	15.0
1.67V/cell	777.5	591.1	490.9	416.4	317.3	237.7	191.8	109.9	78.2	61.7	51.1	44.1	34.6	28.6	15.2
1.60V/cell	829.6	628.8	511.8	429.8	325.9	242.2	195.1	110.8	78.8	61.9	51.5	44.3	34.6	28.5	15.2

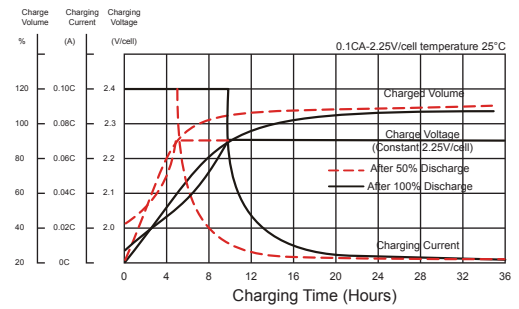
Constant Power Discharge (Watts) at 25°C (77°F)

F.V/Time	5 min	10 min	15 min	20 min	30 min	45 min	1h	2h	3h	4h	5h	6h	8h	10h	20h
1.85V/cell	261.7	216.4	189.1	168.9	133.2	101.1	82.1	48.4	35.1	28.0	23.4	20.2	16.0	13.3	6.93
1.80V/cell	310.5	243.6	210.2	183.6	143.0	107.7	87.2	50.6	36.7	28.9	24.1	20.8	16.4	13.6	7.10
1.75V/cell	355.0	277.1	230.3	196.8	150.7	113.2	91.7	52.5	38.0	29.9	24.8	21.4	16.8	13.8	7.26
1.70V/cell	391.7	297.6	245.7	208.7	158.2	118.5	95.6	54.7	38.9	30.5	25.4	21.8	17.1	14.0	7.38
1.67V/cell	426.0	320.2	262.8	220.4	166.6	124.0	99.4	56.6	40.1	31.4	25.9	22.2	17.4	14.2	7.51
1.60V/cell	463.5	347.8	278.9	232.3	174.7	128.7	103.0	58.1	41.1	32.1	26.6	22.7	17.7	14.5	7.63

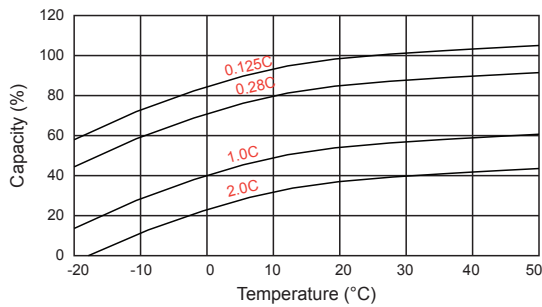
Discharge Characteristics



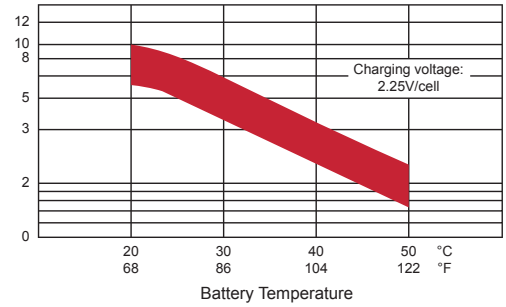
Float Charging Characteristics



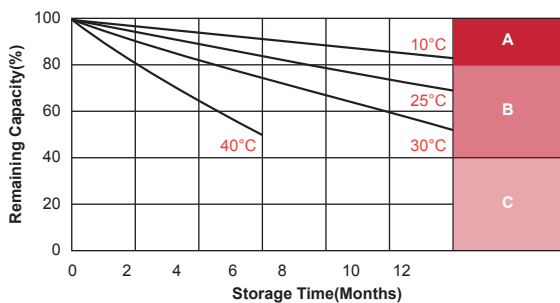
Temperature Effects in Relation to Battery Capacity



Effect of Temperature on Long Term Float Life



Self Discharge Characteristics



A

No supplementary required
(Carryout supplementary charge before use if 100% capacity is required.)

B

Supplementary charge required before use. Optional charging way as below:
1. Charged for above 3 days at limited current 0.25CA and constant voltage 2.25V/cell.
2. Charged for above 20 hours at limited current 0.25CA and constant voltage 2.25V/cell.
3. Charged for 8 ~ 10 hours at limited current 0.05CA.

C

Supplementary charge may often fail to recover the capacity.
The battery should never be left standing till this is reached.

ALL DATA IS SUBJECT TO CHANGE WITHOUT NOTICE