

CFT55-12

12V 55AH

Front Terminal



CFT55-12

Awaiting Image

Physical Specification

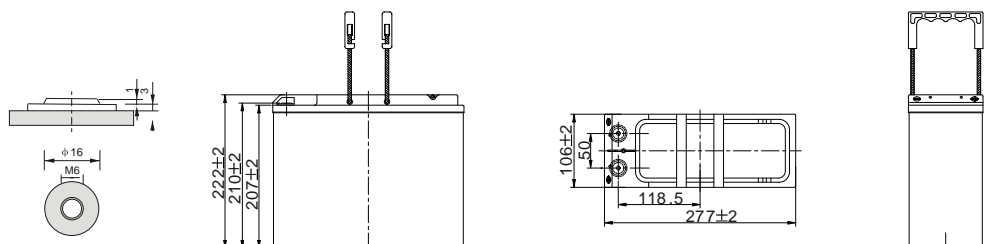
Part Number	CFT55-12
Length	277 ± 2 mm
Width	106 ± 2 mm
Container Height	222 ± 2 mm
Total Height (with terminal)	222 ± 2 mm
Approx Weight	18 kg

Specifications

	Nominal Voltage	12V
	Nominal Capacity (10HR)	55AH
Terminal Type	Standard Terminal	T6
Container Material	Standard Option	ABS
	Flame Retardant Option (FR)	UL94-V0
Rated Capacity	20hr, 1.80V/cell, 25°C	60.4 AH/3.02A
	10hr, 1.80V/cell, 25°C	57.1 AH/5.71A
	5hr, 1.75V/cell, 25°C	48.2 AH/9.64A
	3hr, 1.75V/cell, 25°C	43.5AH/14.5A
	1hr, 1.60V/cell, 25°C	39.1 AH/39.1A
Max Discharge Current	550A (5s)	
Internal Resistance	Approx 6.0m Ω	
Discharge Characteristics	Operating Temp. Range	Discharge: -15 ~ 50°C
		Charge: 0 ~ 40°C
		Storage: -15 ~ 40°C
	Nominal Operating Temp. Range	25 ± 3°C
	Cycle Use	Initial Charging Current less than 16.5A Voltage 14.4V ~ 15.0V Temp. Coefficient -30mV/°C
	Standby Use	No limit on Initial Charging Current Voltage 13.5V ~ 13.8V Temp. Coefficient -20mV/°C
Capacity affect by Temperature	40°C	103%
	25°C	100%
	0°C	86%
Design Floating Life at 20°C	12+ Years	
Self Discharge	Canbat batteries may be stored for up to 6 months at 25°C(77°F) and then a refresh charge is required. For higher temperatures the time interval will be shorter.	

Dimensions

T6 Terminal



ALL DATA IS SUBJECT TO CHANGE WITHOUT NOTICE

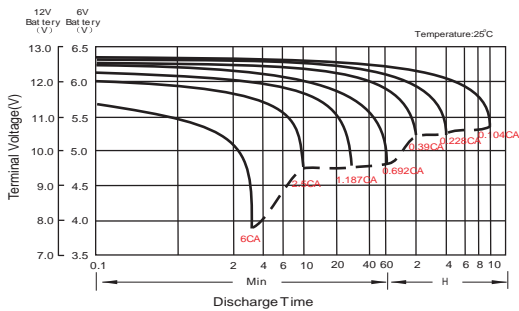
Constant Current Discharge (Amperes) at 20°C

F.V/Time	10min	15min	20min	30min	45min	1h	2h	3h	4h	5h	6h	8h	10h	20h
1.85V/cell	95.7	79.7	68.4	53.7	41.6	33.8	20.2	14.5	11.7	9.66	8.40	6.54	5.46	2.89
1.80V/cell	108.4	88.9	75.7	58.7	44.8	36.1	21.3	15.5	12.3	10.2	8.83	6.88	5.71	3.02
1.75V/cell	119.0	96.2	80.8	61.7	46.5	37.4	21.7	15.7	12.6	10.4	8.97	6.96	5.78	3.07
1.70V/cell	127.3	101.3	84.1	63.5	47.6	37.9	22.0	15.9	12.7	10.5	9.08	7.06	5.83	3.09
1.67V/cell	131.7	103.8	85.8	64.3	47.7	38.1	22.1	16.0	12.8	10.6	9.19	7.15	5.89	3.11
1.60V/cell	138.5	107.8	89.7	65.9	49.0	39.1	22.4	16.3	13.0	10.8	9.35	7.32	6.00	3.12

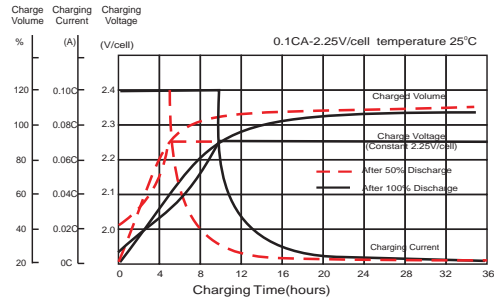
Constant Power Discharge (Watts) at 20°C

F.V/Time	10min	15min	20min	30min	45min	1h	2h	3h	4h	5h	6h	8h	10h	20h
1.85V/cell	178.6	150.4	130.4	103.4	80.8	65.9	39.6	28.6	23.0	19.1	16.7	13.05	10.9	5.79
1.80V/cell	200.1	165.4	142.2	111.4	86.3	70.0	41.5	30.3	24.1	20.0	17.5	13.67	11.4	6.04
1.75V/cell	216.1	176.8	150.3	116.1	88.7	72.2	42.1	30.6	24.6	20.4	17.7	13.80	11.5	6.12
1.70V/cell	226.0	183.7	155.2	118.8	90.4	72.9	42.6	30.9	24.8	20.5	17.9	13.99	11.6	6.16
1.67V/cell	233.0	187.4	157.8	120.1	90.5	73.0	42.7	31.0	24.9	20.7	18.0	14.15	11.7	6.19
1.60V/cell	238.2	190.8	162.5	121.5	91.9	74.2	43.0	31.4	25.3	21.1	18.3	14.43	11.9	6.21

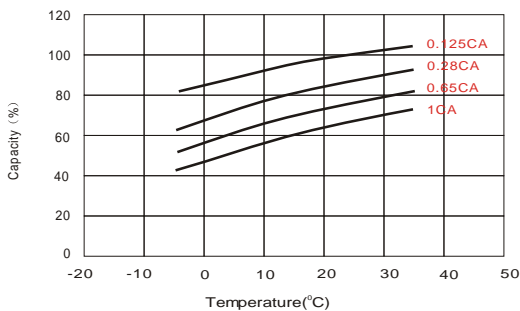
Discharge Characteristics



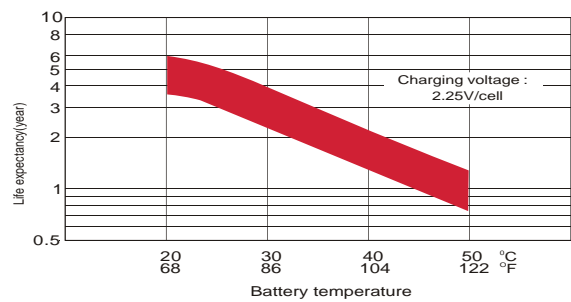
Float Charging Characteristics



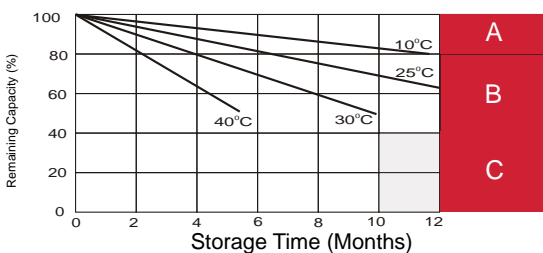
Temperature Effects in Relation to Battery Capacity



Effect of Temperature on Long Term Float Life



Self Discharge Characteristics



- A** No supplementary charge required (Carry out supplementary charge before use if 100% capacity is required.)
- B** Supplementary charge required before use. Optional charging way as below:
 - 1.Charged for above 3 days at limited current 0.25CA and constant voltage 2.25V/cell.
 - 2.Charged for above 20hours at limited current 0.25CA and constant voltage 2.45V/cell.
 - 3.Charged for 8~10hours at limited current 0.05CA.
- C** Supplementary charge may often fail to recover the capacity. The battery should never be left standing till this is reached.