



**CBL24 -12**

Awaiting Image

**Physical Specification**

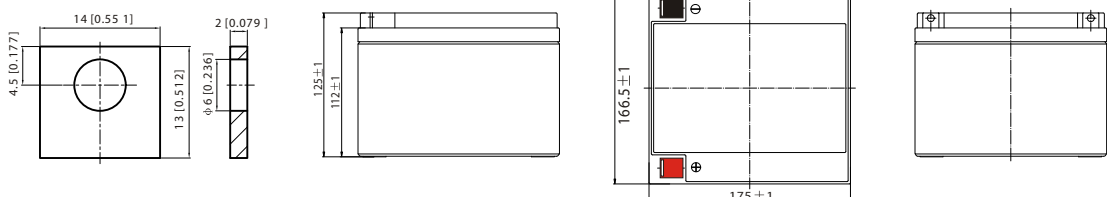
Part Number:	<b>CBL24-12</b>
Length:	<b>166.5 ± 2 mm (6.52 inches)</b>
Width:	<b>175 ± 2 mm (6.89 inches)</b>
Container Height:	<b>125 ± 2 mm (4.92 inches)</b>
Total Height (with terminal):	<b>125 ± 2 mm (4.92 inches)</b>
Approx Weight:	<b>Approx 7.20kg</b>

**Specifications**

	Nominal Voltage	12V	
	Nominal Capacity (20HR)	24AH	
Terminal Type	Standard Terminal	T3	
	Optional Terminal	T12	
Container Material	Standard Option	ABS	
	Flame Retardant Option (FR)	ABS (UL94:VO)	
Rated Capacity	24.0 AH/1.20A	(20hr,1.80V/cell, 25°C / 77°F)	
	22.3 AH/2.23A	(10hr,1.80V/cell, 25°C / 77°F)	
	20.4 AH/4.08A	(5hr,1.75V/cell, 25°C / 77°F)	
	18.4 AH/6.12A	(3hr,1.75V/cell, 25°C / 77°F)	
	15.1 AH/15.1A	(1hr,1.60V/cell, 25°C / 77°F)	
Max Discharge Current	360A (5s)		
Internal Resistance	Approx 14mΩ		
Discharge Characteristics	Operating Temp. Range	Discharge: -15 ~ 50°C (5 ~ 122°F)	
		Charge: 0 ~ 40°C (5 ~ 104°F)	
		Storage: -15 ~ 40°C (5 ~ 104°F)	
	Nominal Operating Temp. Range	25 ± 3°C (77 ± 5°F)	
	Cycle Use	Initial Charging Current less than 7.2A. Voltage 14.4V ~ 15.0V at 25°C (77°F) Temp. Coefficient -30mV/°C	
	Standby Use	No limit on Initial Charging Current Voltage 13.5V ~ 13.8V at 25°C (77°F) Temp. Coefficient -20mV/°C	
	Capacity affected by Temperature	40°C (104°F)	103%
25°C (77°F)		100%	
0°C (32°F)		86%	
Design Floating Life at 20°C	5 Years		
Self Discharge	Canbat batteries may be stored for up to 6 months at 25°C(77°F) and then a refresh charge is required. For higher temperatures the time interval will be shorter.		

**Dimensions**

**T3 Terminal**



ALL DATA IS SUBJECT TO CHANGE WITHOUT NOTICE

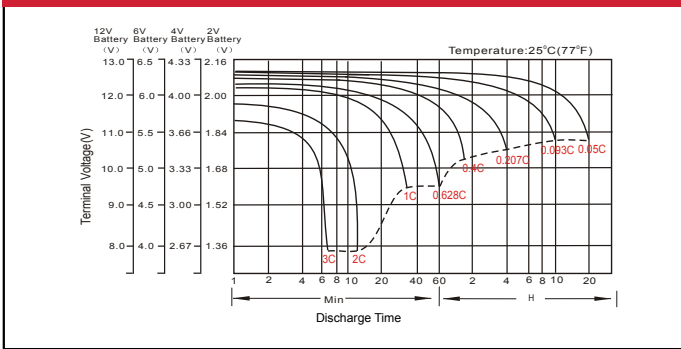
## Constant Current Discharge (Amperes) at 25 °C (77°F)

F.V/Time	5min	10min	15min	20min	30min	45min	1h	2h	3h	4h	5h	6h	8h	10h	20h
1.85V/cell	45.7	35.1	29.1	25.1	19.4	14.32	12.07	7.14	5.58	4.54	3.70	3.21	2.59	2.16	1.19
1.80V/cell	61.3	44.8	35.1	29.7	22.9	16.7	13.52	7.79	6.01	4.85	3.97	3.45	2.75	2.23	1.20
1.75V/cell	69.2	49.3	38.4	32.0	23.8	17.3	14.14	8.08	6.12	4.96	4.08	3.54	2.80	2.29	1.21
1.70V/cell	76.2	53.7	41.0	33.6	24.8	18.0	14.59	8.28	6.29	5.09	4.18	3.61	2.84	2.34	1.23
1.65V/cell	84.0	58.0	43.6	35.7	26.1	18.4	14.93	8.40	6.56	5.26	4.30	3.69	2.88	2.39	1.25
1.60V/cell	92.6	62.9	46.6	38.0	27.6	19.2	15.07	8.76	6.76	5.43	4.44	3.77	2.91	2.41	1.26

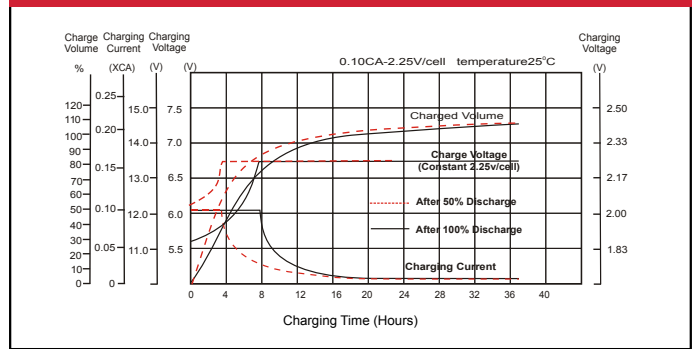
## Constant Power Discharge (Watts) at 25 °C (77°F)

F.V/Time	5min	10min	15min	20min	30min	45min	1h	2h	3h	4h	5h	6h	8h	10h	20h
1.85V/cell	83.6	64.8	54.3	47.4	37.0	27.5	23.3	13.9	10.9	8.88	7.26	6.32	5.12	4.28	2.35
1.80V/cell	111.0	81.9	64.7	55.2	43.0	31.8	25.9	15.0	11.6	9.43	7.76	6.75	5.41	4.41	2.37
1.75V/cell	122.5	88.5	69.8	58.8	44.3	32.6	27.0	15.5	11.8	9.60	7.93	6.91	5.49	4.52	2.39
1.70V/cell	131.1	94.3	73.4	61.3	45.9	33.8	27.8	15.9	12.1	9.84	8.12	7.04	5.56	4.61	2.44
1.65V/cell	142.5	100.8	77.5	64.7	48.0	34.4	28.2	16.0	12.6	10.1	8.32	7.18	5.64	4.70	2.47
1.60V/cell	153.6	107.0	81.5	68.1	50.3	35.6	28.3	16.6	12.9	10.4	8.56	7.31	5.68	4.74	2.48

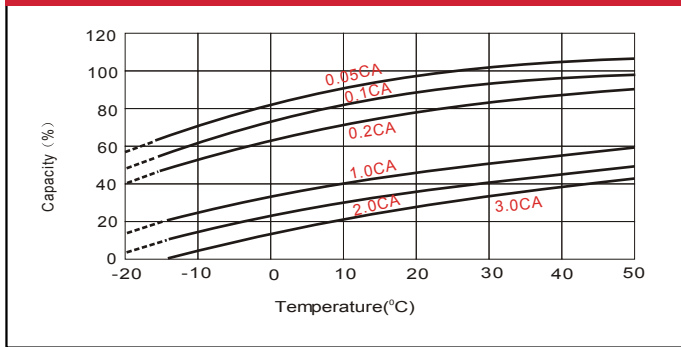
### Discharge Characteristics



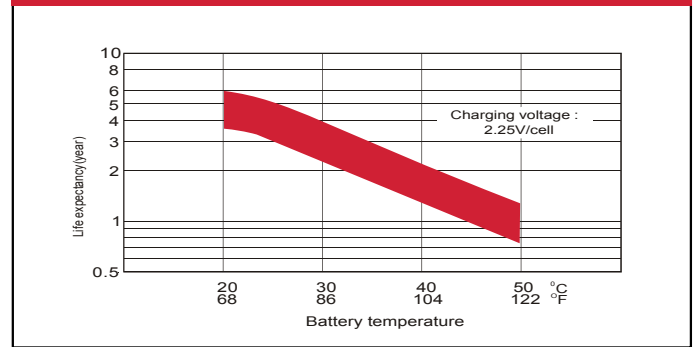
### Float Charging Characteristics



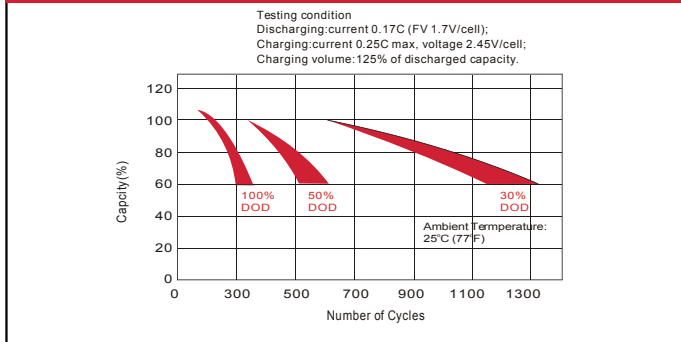
### Temperature Effects in Relation to Battery Capacity



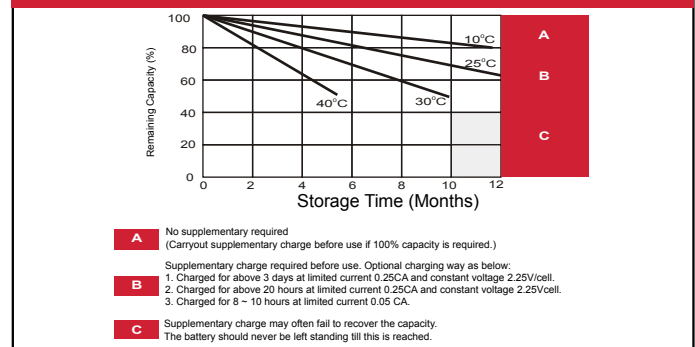
### Effect of Temperature on Long Term Float Life



### Cycle Life in Relation to Depth of Discharge



### Self Discharge Characteristics



ALL DATA IS SUBJECT TO CHANGE WITHOUT NOTICE