

CBL0.7-4

4V 0.7AH
General Purpose



CBL0.7-4

Awaiting Image

Physical Specification

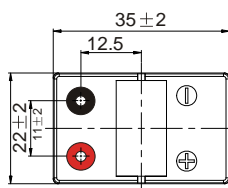
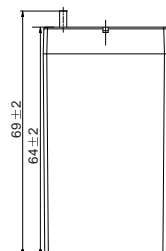
Part Number	CBL0.7-4
Length	35.00 ± 2 mm
Width	22.00 ± 2 mm
Container Height	64.00 ± 2 mm
Total Height (with terminal)	69.00 ± 2 mm
Approx Weight	0.10 kg

Specifications

	Nominal Voltage	4V	
	Nominal Capacity (10HR)	0.7AH	
Container Material	Standard Option	ABS	
	Flame Retardant Option (FR)	UL94-V0	
Rated Capacity	20hr, 1.80V/cell, 25°C	0.70 AH/0.035A	
	10hr, 1.80V/cell, 25°C	0.65 AH/0.065A	
	5hr, 1.75V/cell, 25°C	0.595 AH/0.119A	
	3hr, 1.75V/cell, 25°C	0.537 AH/0.179A	
	1hr, 1.60V/cell, 25°C	0.440 AH/0.440A	
Max Discharge Current	10.5A (5s)		
Internal Resistance	Approx 90m Ω		
Discharge Characteristics	Operating Temp. Range	Discharge: -15 ~ 50°C	
		Charge: 0 ~ 40°C	
		Storage: -15 ~ 40°C	
	Nominal Operating Temp. Range	25 ± 3°C	
	Cycle Use	Initial Charging Current less than 0.21A Voltage 4.8V ~ 5.0V Temp. Coefficient -10mV/°C	
	Standby Use	No limit on Initial Charging Current Voltage 4.5V ~ 4.6V Temp. Coefficient -6mV/°C	
	Capacity affect by Temperature	40°C	103%
25°C		100%	
0°C		86%	
Design Floating Life at 20°C	5 Years		
Self Discharge	Canbat batteries may be stored for up to 6 months at 25°C(77°F) and then a refresh charge is required. For higher temperatures the time interval will be shorter.		

Dimensions

Terminal



ALL DATA IS SUBJECT TO CHANGE WITHOUT NOTICE

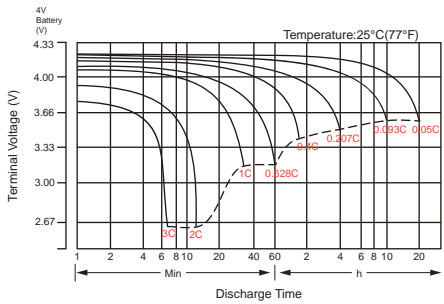
Constant Current Discharge (Amperes) at 20°C

F.V/Time	5 min	10 min	15 min	20 min	30 min	45 min	1h	2h	3h	4h	5h	6h	8h	10h	20h
1.85V/cell	1.33	1.02	0.85	0.733	0.567	0.418	0.352	0.208	0.163	0.132	0.108	0.094	0.076	0.063	0.035
1.80V/cell	1.79	1.31	1.02	0.867	0.669	0.486	0.394	0.227	0.175	0.141	0.116	0.101	0.080	0.065	0.035
1.75V/cell	2.02	1.44	1.12	0.932	0.694	0.504	0.413	0.236	0.179	0.145	0.119	0.103	0.082	0.067	0.035
1.70V/cell	2.22	1.57	1.19	0.980	0.723	0.524	0.426	0.242	0.183	0.148	0.122	0.105	0.083	0.068	0.036
1.65V/cell	2.45	1.69	1.27	1.041	0.763	0.537	0.435	0.245	0.191	0.154	0.125	0.108	0.084	0.070	0.036
1.60V/cell	2.70	1.84	1.36	1.109	0.805	0.560	0.440	0.256	0.197	0.158	0.130	0.110	0.085	0.070	0.037

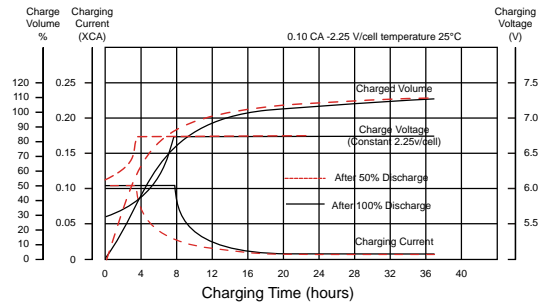
Constant Power Discharge (Watts) at 20°C

F.V/Time	5 min	10 min	15 min	20 min	30 min	45 min	1h	2h	3h	4h	5h	6h	8h	10h	20h
1.85V/cell	2.44	1.89	1.58	1.38	1.08	0.803	0.679	0.404	0.318	0.259	0.212	0.184	0.149	0.125	0.069
1.80V/cell	3.24	2.39	1.89	1.61	1.26	0.926	0.757	0.438	0.340	0.275	0.226	0.197	0.158	0.129	0.069
1.75V/cell	3.57	2.58	2.03	1.72	1.29	0.952	0.788	0.453	0.345	0.280	0.231	0.202	0.160	0.132	0.070
1.70V/cell	3.82	2.75	2.14	1.79	1.34	0.986	0.810	0.463	0.354	0.287	0.237	0.205	0.162	0.134	0.071
1.65V/cell	4.16	2.94	2.26	1.89	1.40	1.002	0.823	0.467	0.367	0.296	0.243	0.209	0.164	0.137	0.072
1.60V/cell	4.48	3.12	2.38	1.89	1.47	1.039	0.826	0.485	0.376	0.304	0.250	0.213	0.166	0.138	0.072

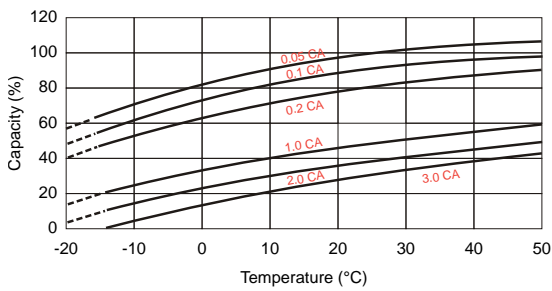
Discharge Characteristics



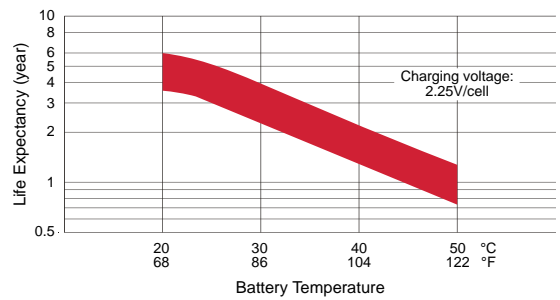
Float Charging Characteristics



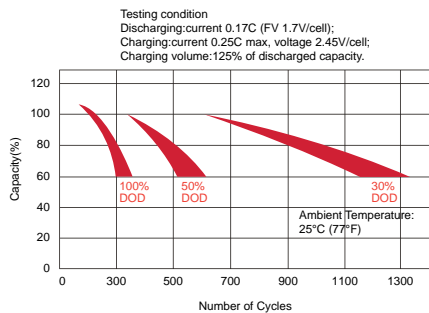
Temperature Effects in Relation to Battery Capacity



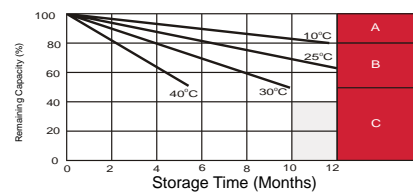
Effect of Temperature on Long Term Float Life



Cycle Life in Relation to Depth of Discharge



General Relation of Capacity VS. Storage Time



- A** No supplementary required
(Carryout supplementary charge before use if 100% capacity is required.)
- B** Supplementary charge required before use. Optional charging way as below:
1. Charged for above 3 days at limited current 0.25CA and constant voltage 2.25V/cell.
2. Charged for above 20 hours at limited current 0.25CA and constant voltage 2.25V/cell.
3. Charged for 8 - 10 hours at limited current 0.05 CA.
- C** Supplementary charge may often fail to recover the capacity.
The battery should never be left standing all this is reached.

ALL DATA IS SUBJECT TO CHANGE WITHOUT NOTICE