




15th Annual

2013 Iowa Employer Benefits Study[©]

David P. Lind Benchmark
13375 University, Suite 202
Clive, IA 50325
www.DPLindBenchmark.com
515.868.0920

“ The response rate of this study is 24.1 percent – 1,054 Iowa employers responded. For the overall sample, the employee-size weighted percentages are all accurate to within plus or minus 3.0 percent, at a 95 percent confidence level. ”

Data Point Research, Inc.

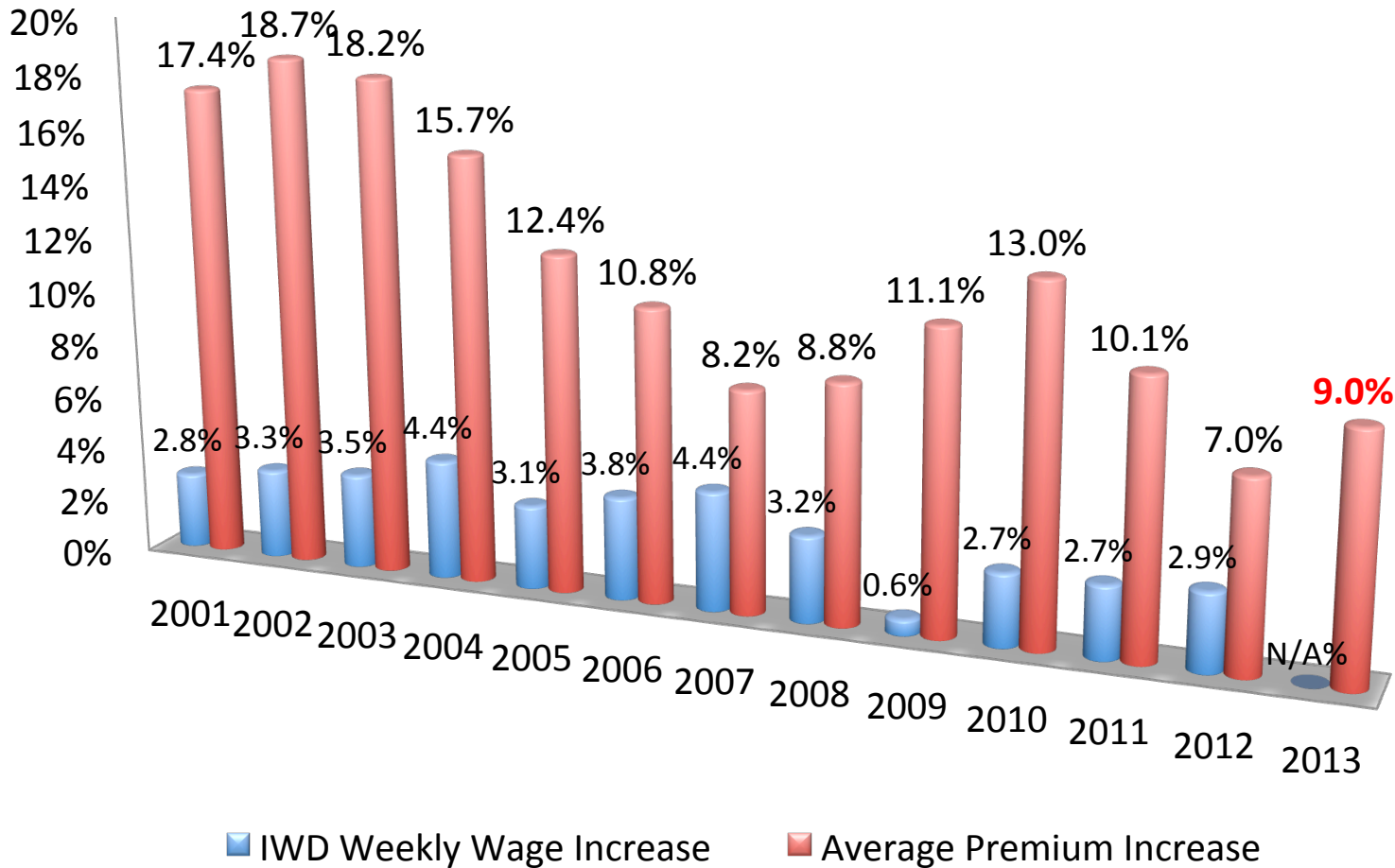


Average Health Insurance Rate Adjustments Reported in 2013

For All Employers, Regardless of Rate Direction

Firm Size (Employees)	Average % Increase 2013
2 – 9	12.2%
10 – 19	12.4%
20 – 49	11.5%
50 – 249	7.7%
250 – 999	7.0%
1000 +	3.5%
Overall	9.0%

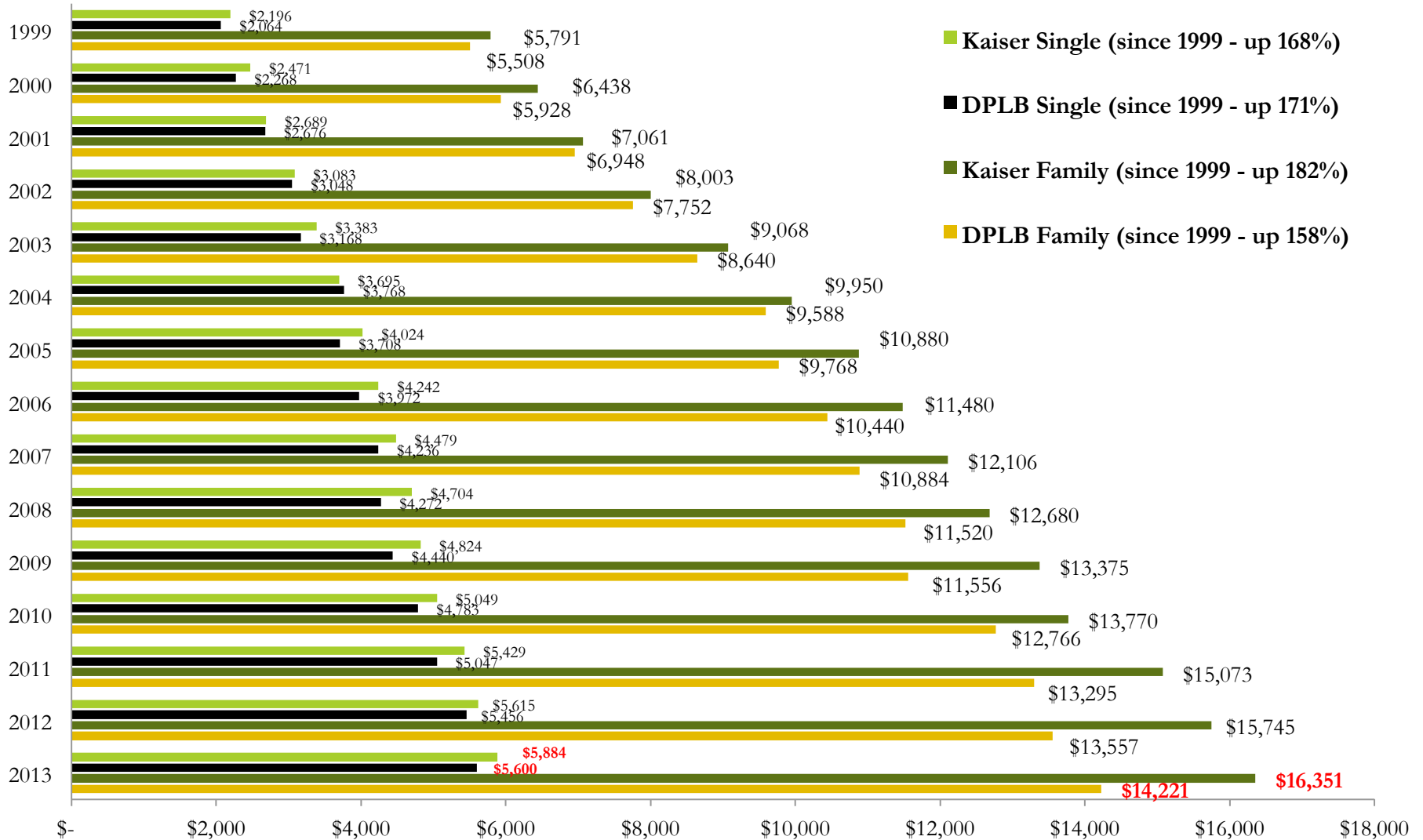
Average Health Insurance Rate Increases Compared to Statewide Average Weekly Wage Increases 2001 to 2013



Weekly Wage Increase Percentages Provided by Iowa Workforce Development

Average Annual Premiums for Single and Family Coverage, 1999-2013 (Iowa vs. National*)

(*Kaiser/HRET Survey, 1999-2012)



Average Annual Premiums for Single and Family Coverage, 1999-2012 (All Plans Combined)

