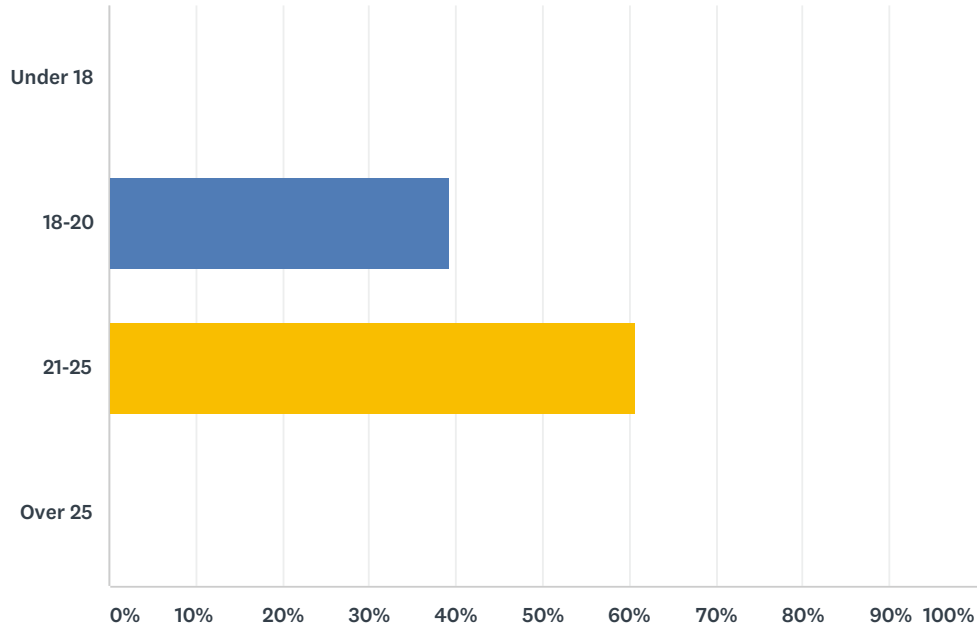


# Q1 How old are you?

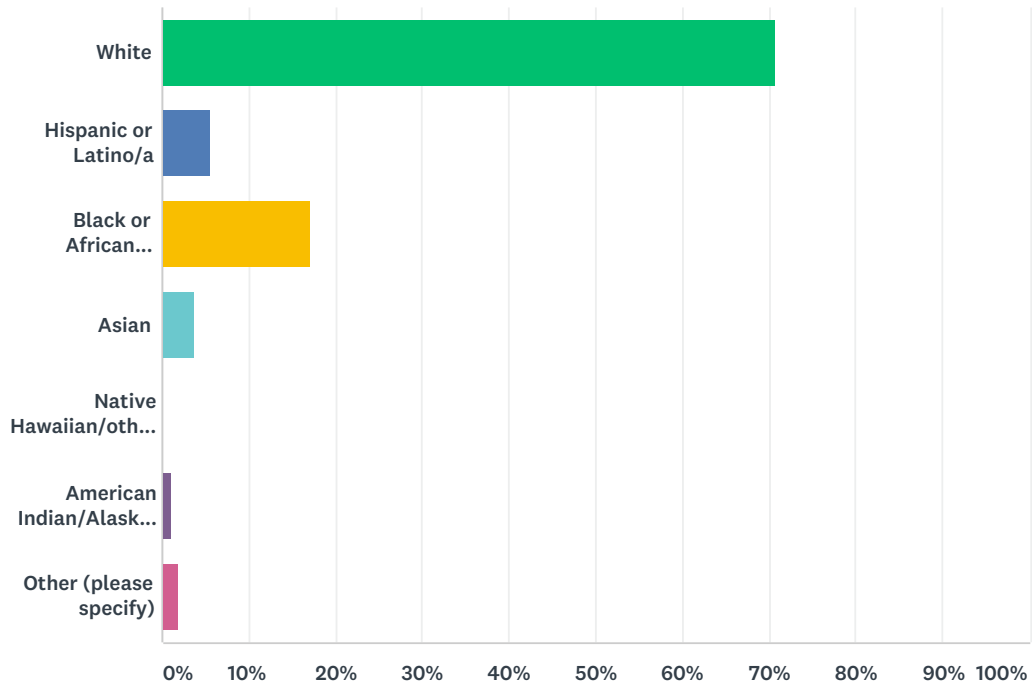
Answered: 211 Skipped: 0



| ANSWER CHOICES | RESPONSES  |
|----------------|------------|
| Under 18       | 0.00% 0    |
| 18-20          | 39.34% 83  |
| 21-25          | 60.66% 128 |
| Over 25        | 0.00% 0    |
| TOTAL          | 211        |

## Q2 Please specify your race/ethnic origin:

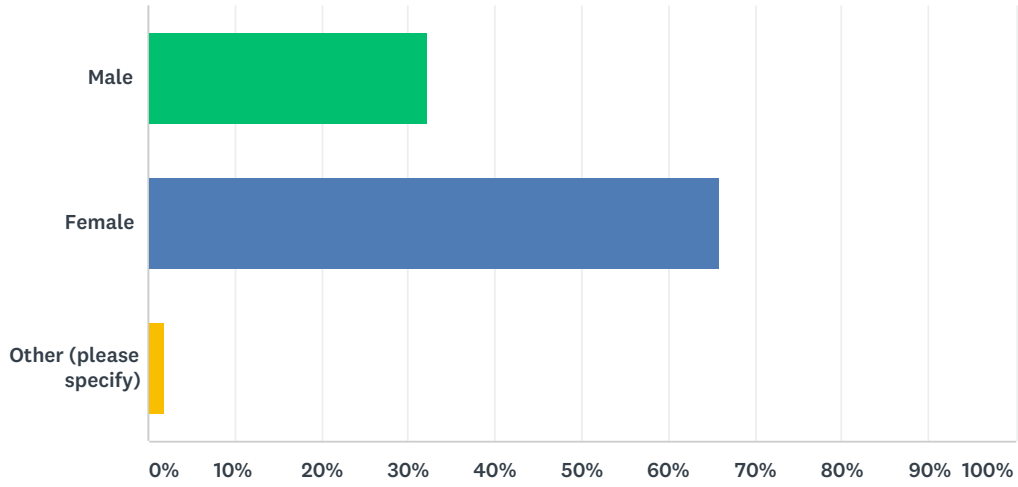
Answered: 211 Skipped: 0



| ANSWER CHOICES                         | RESPONSES |            |
|--|-----------|------------|
| White                                  | 70.62%    | 149        |
| Hispanic or Latino/a                   | 5.69%     | 12         |
| Black or African American              | 17.06%    | 36         |
| Asian                                  | 3.79%     | 8          |
| Native Hawaiian/other Pacific Islander | 0.00%     | 0          |
| American Indian/Alaska Native          | 0.95%     | 2          |
| Other (please specify)                 | 1.90%     | 4          |
| <b>TOTAL</b>                           |           | <b>211</b> |

### Q3 Please specify your gender:

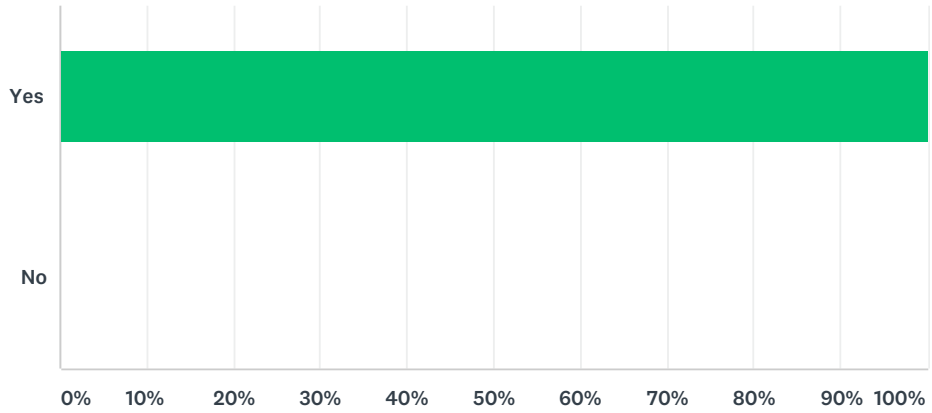
Answered: 211 Skipped: 0



| ANSWER CHOICES         | RESPONSES |     |
|------------------------|-----------|-----|
| Male                   | 32.23%    | 68  |
| Female                 | 65.88%    | 139 |
| Other (please specify) | 1.90%     | 4   |
| TOTAL                  |           | 211 |

**Q4 Are you a resident of Chesterfield County for most of the year?  
(Select "yes" if you are a resident of Chesterfield County, but are attending school in a different location)**

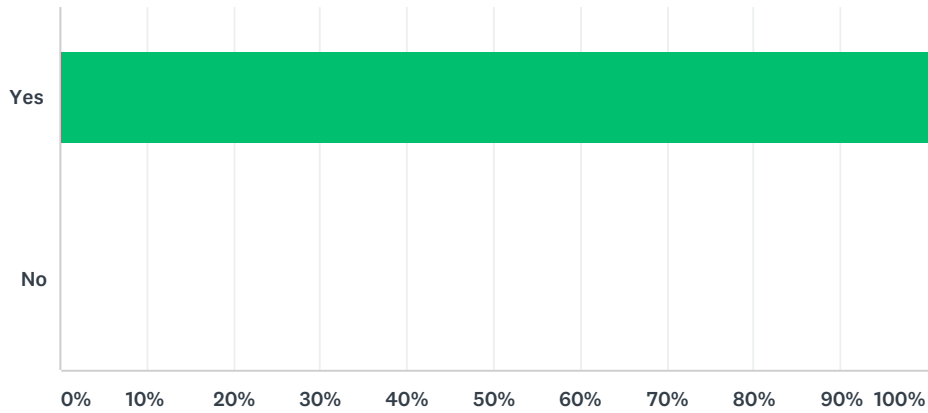
Answered: 211 Skipped: 0



| ANSWER CHOICES | RESPONSES |     |
|----------------|-----------|-----|
| Yes            | 100.00%   | 211 |
| No             | 0.00%     | 0   |
| TOTAL          |           | 211 |

### Q5 Have you watched “#HoldTheKeys” and “Drug Impaired Driving” campaigns?

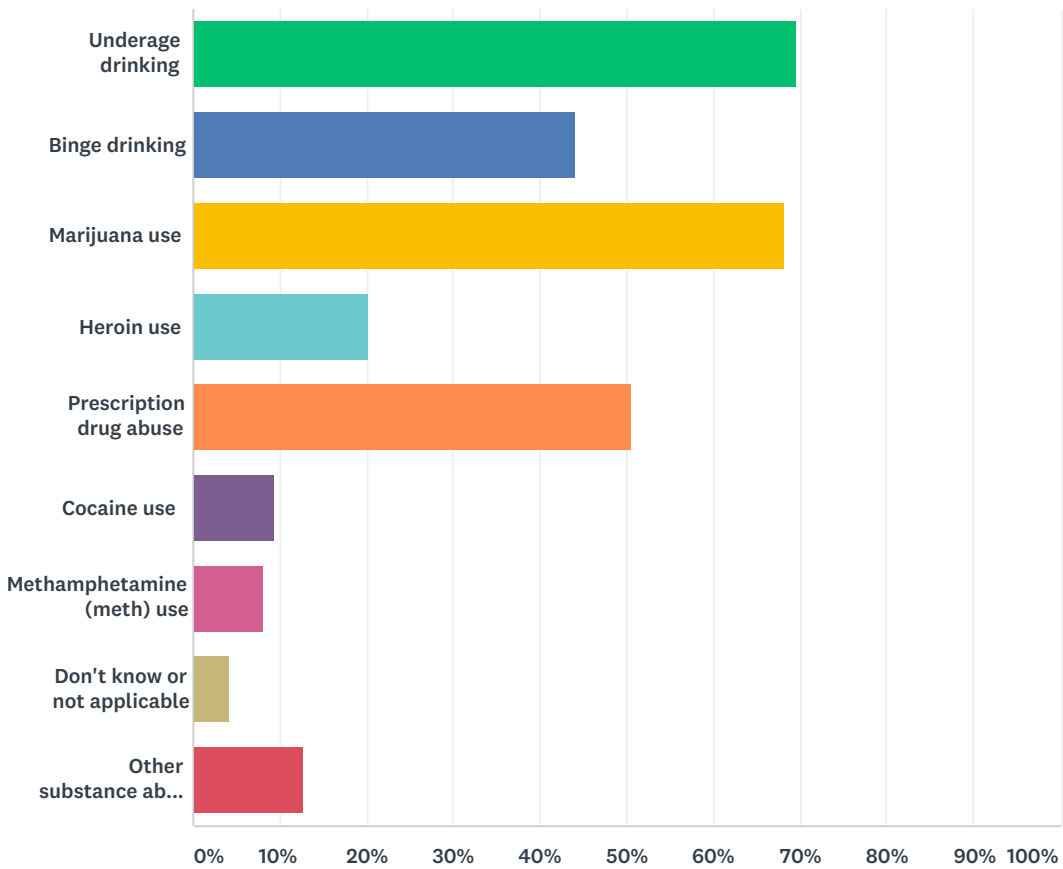
Answered: 211 Skipped: 0



| ANSWER CHOICES | RESPONSES |     |
|----------------|-----------|-----|
| Yes            | 100.00%   | 211 |
| No             | 0.00%     | 0   |
| TOTAL          |           | 211 |

Q6 In your opinion, what are the three biggest substance abuse issues in your community for young adults aged 18-25? (Please select top 3):

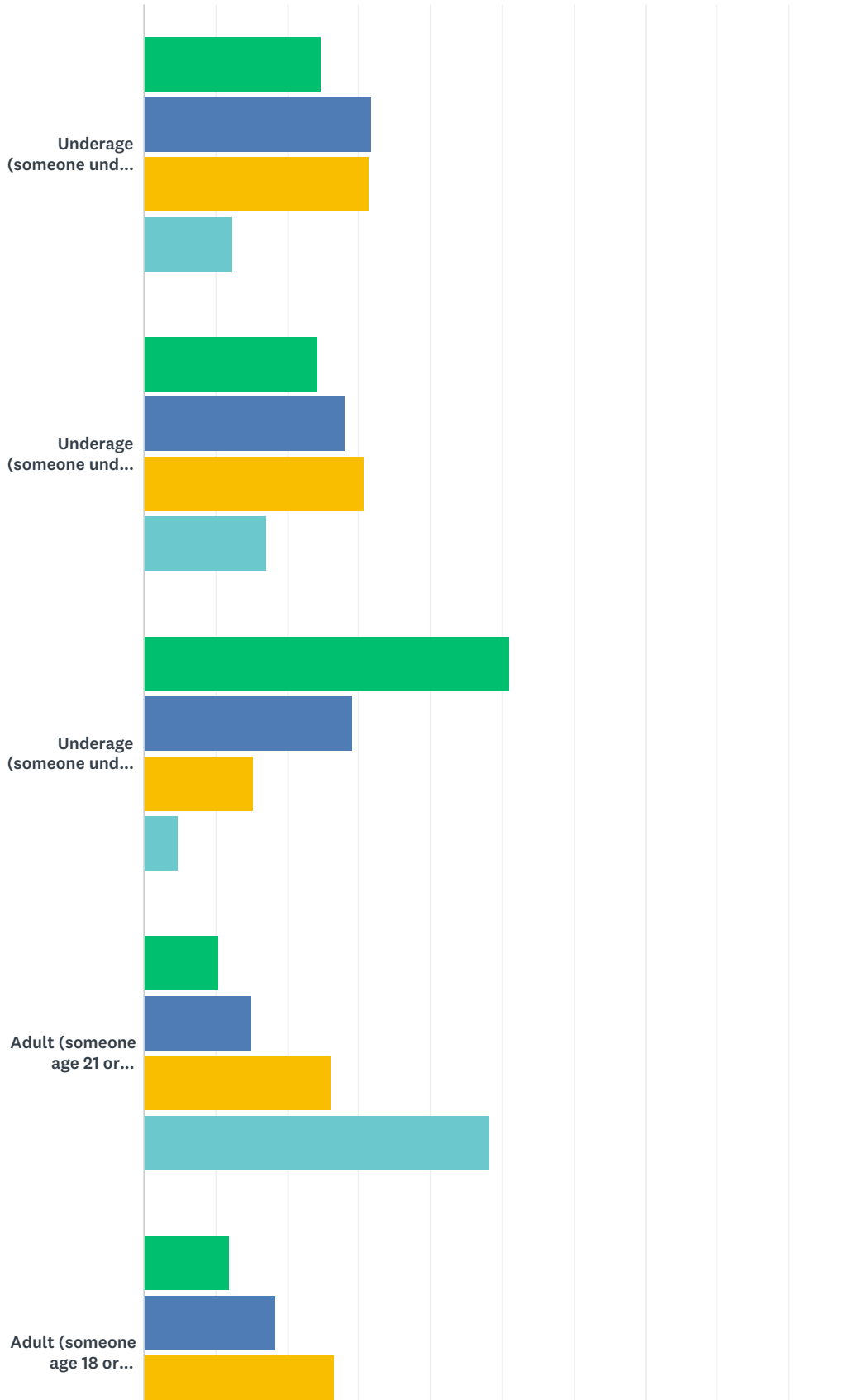
Answered: 211 Skipped: 0



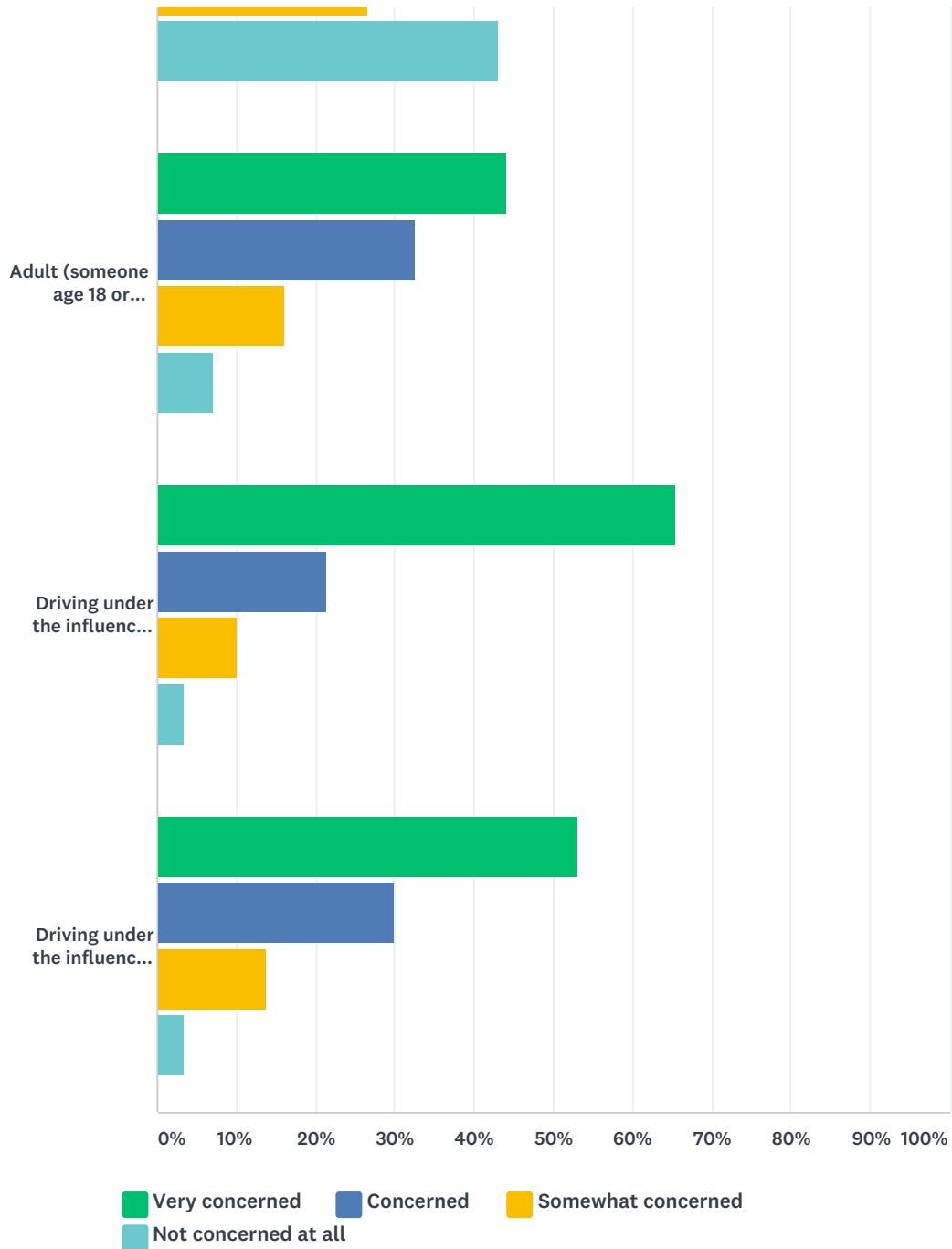
| ANSWER CHOICES  | RESPONSES |     |
|---|-----------|-----|
| Underage drinking   | 69.67%    | 147 |
| Binge drinking  | 44.08%    | 93  |
| Marijuana use   | 68.25%    | 144 |
| Heroin use  | 20.38%    | 43  |
| Prescription drug abuse   | 50.71%    | 107 |
| Cocaine use   | 9.48%     | 20  |
| Methamphetamine (meth) use  | 8.06%     | 17  |
| Don't know or not applicable  | 4.27%     | 9   |
| Other substance abuse (e.g., inhalants, steroids, synthetics, club drugs, hallucinogens, etc.): | 12.80%    | 27  |
| Total Respondents: 211  |           |     |

### Q7 How concerned are you with the following:

Answered: 211 Skipped: 0



## Young Adult Survey 2019



|  | VERY CONCERNED | CONCERNED    | SOMEWHAT CONCERNED | NOT CONCERNED AT ALL | TOTAL | WEIGHTED AVERAGE |
|--|----------------|--------------|--------------------|----------------------|-------|------------------|
| Underage (someone under age 21) alcohol use in your community?             | 24.64%<br>52   | 31.75%<br>67 | 31.28%<br>66       | 12.32%<br>26         | 211   | 2.31             |
| Underage (someone under age 18) marijuana use in your community?           | 24.17%<br>51   | 27.96%<br>59 | 30.81%<br>65       | 17.06%<br>36         | 211   | 2.41             |
| Underage (someone under age 18) prescription drug abuse in your community? | 50.95%<br>107  | 29.05%<br>61 | 15.24%<br>32       | 4.76%<br>10          | 210   | 1.74             |
| Adult (someone age 21 or older) alcohol use in your community?             | 10.43%<br>22   | 15.17%<br>32 | 26.07%<br>55       | 48.34%<br>102        | 211   | 3.12             |

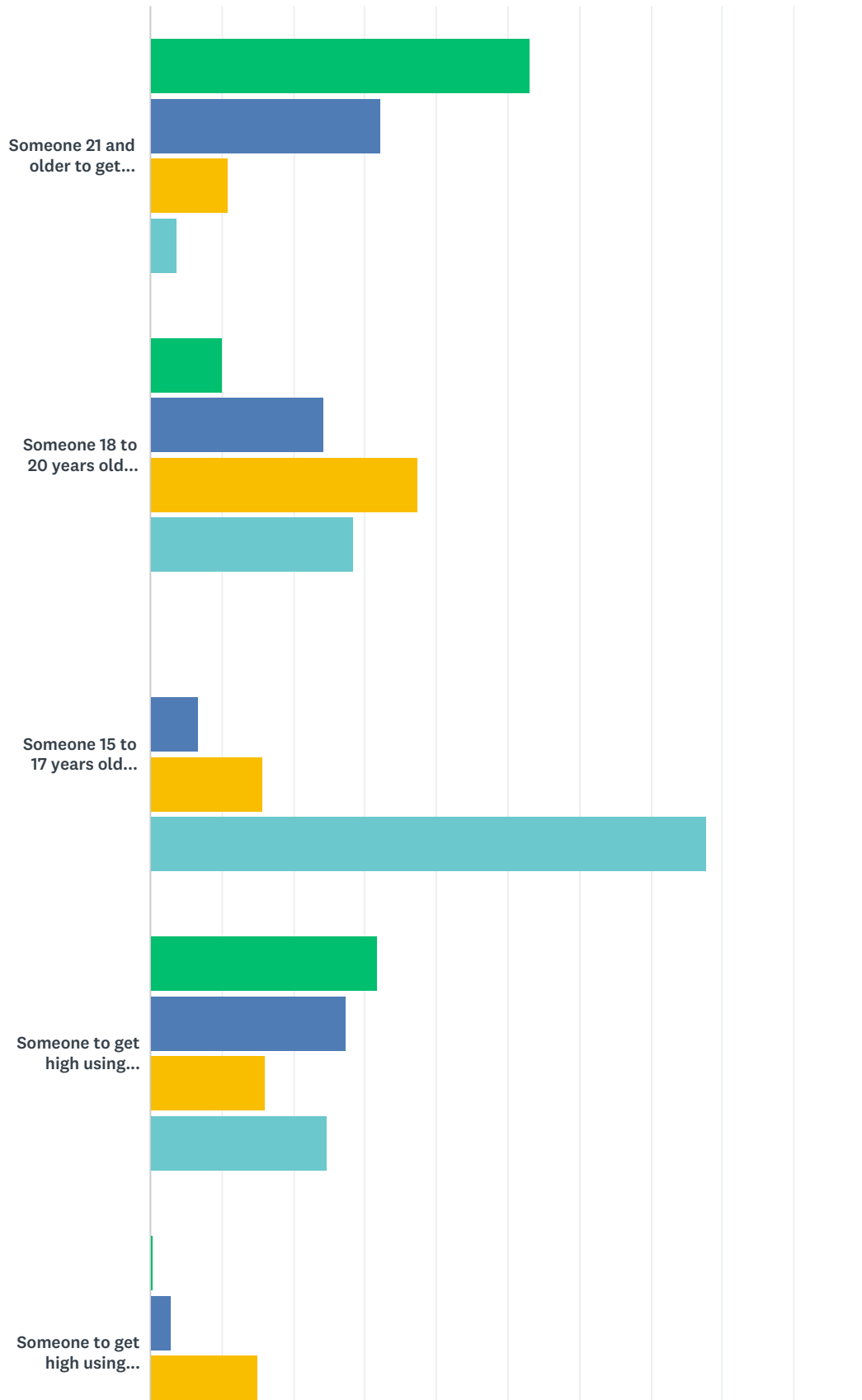


## Young Adult Survey 2019

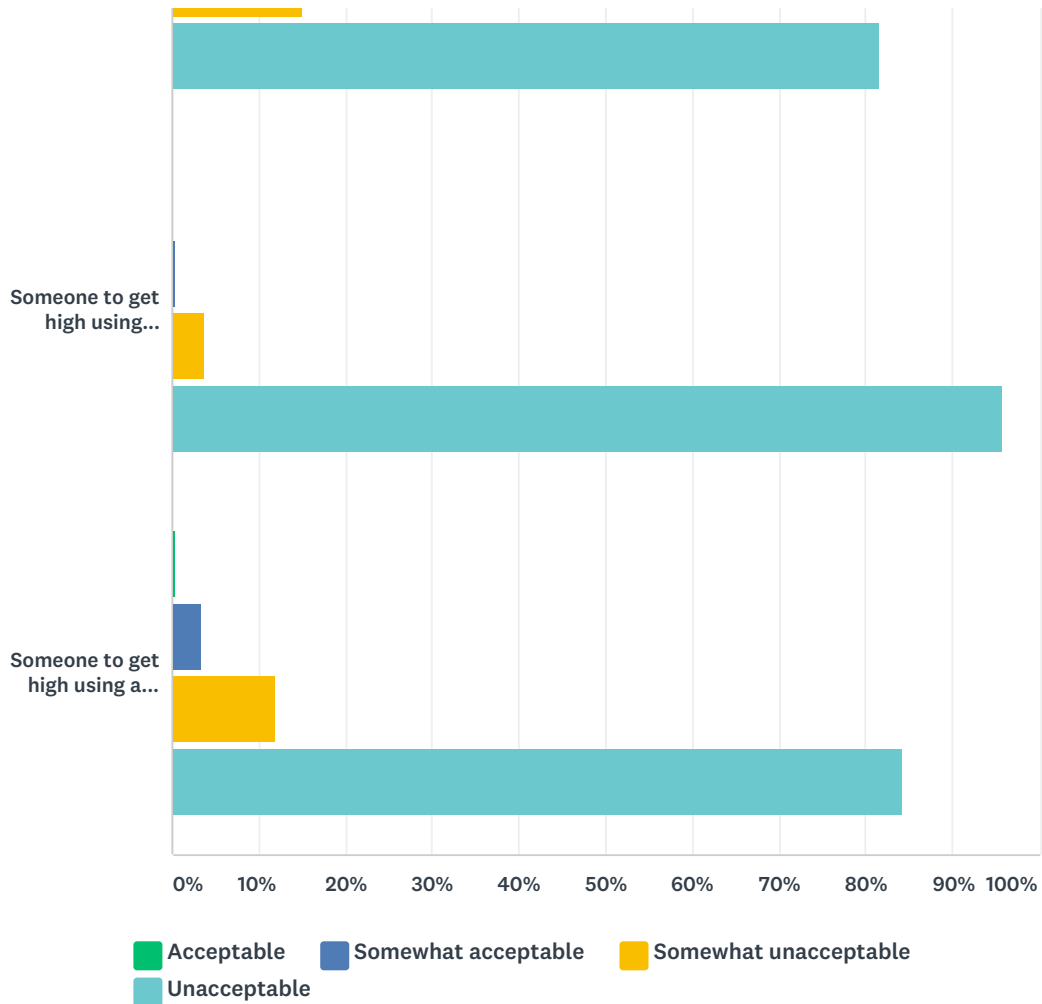
|   |               |              |              |              |     |      |
|---|---------------|--------------|--------------|--------------|-----|------|
| Adult (someone age 18 or older) marijuana use in your community?  | 11.85%<br>25  | 18.48%<br>39 | 26.54%<br>56 | 43.13%<br>91 | 211 | 3.01 |
| Adult (someone age 18 or older) prescription drug abuse in your community?  | 44.08%<br>93  | 32.70%<br>69 | 16.11%<br>34 | 7.11%<br>15  | 211 | 1.86 |
| Driving under the influence of alcohol in your community?   | 65.40%<br>138 | 21.33%<br>45 | 9.95%<br>21  | 3.32%<br>7   | 211 | 1.51 |
| Driving under the influence of any other substance in your community (marijuana, heroin, prescription drugs, etc.)? | 53.08%<br>112 | 29.86%<br>63 | 13.74%<br>29 | 3.32%<br>7   | 211 | 1.67 |

### Q8 In your opinion, how acceptable do you think it is for:

Answered: 211 Skipped: 0



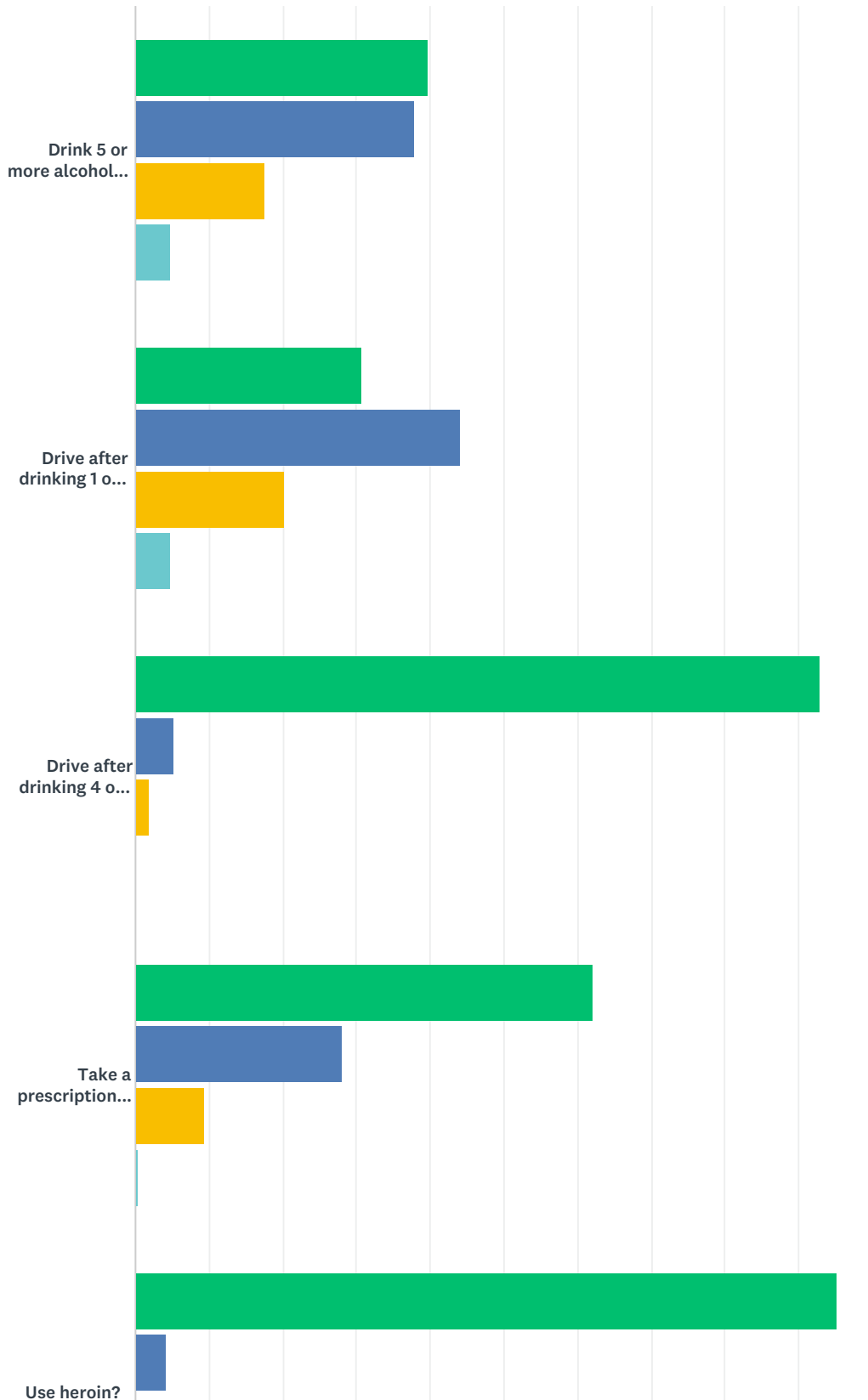
## Young Adult Survey 2019



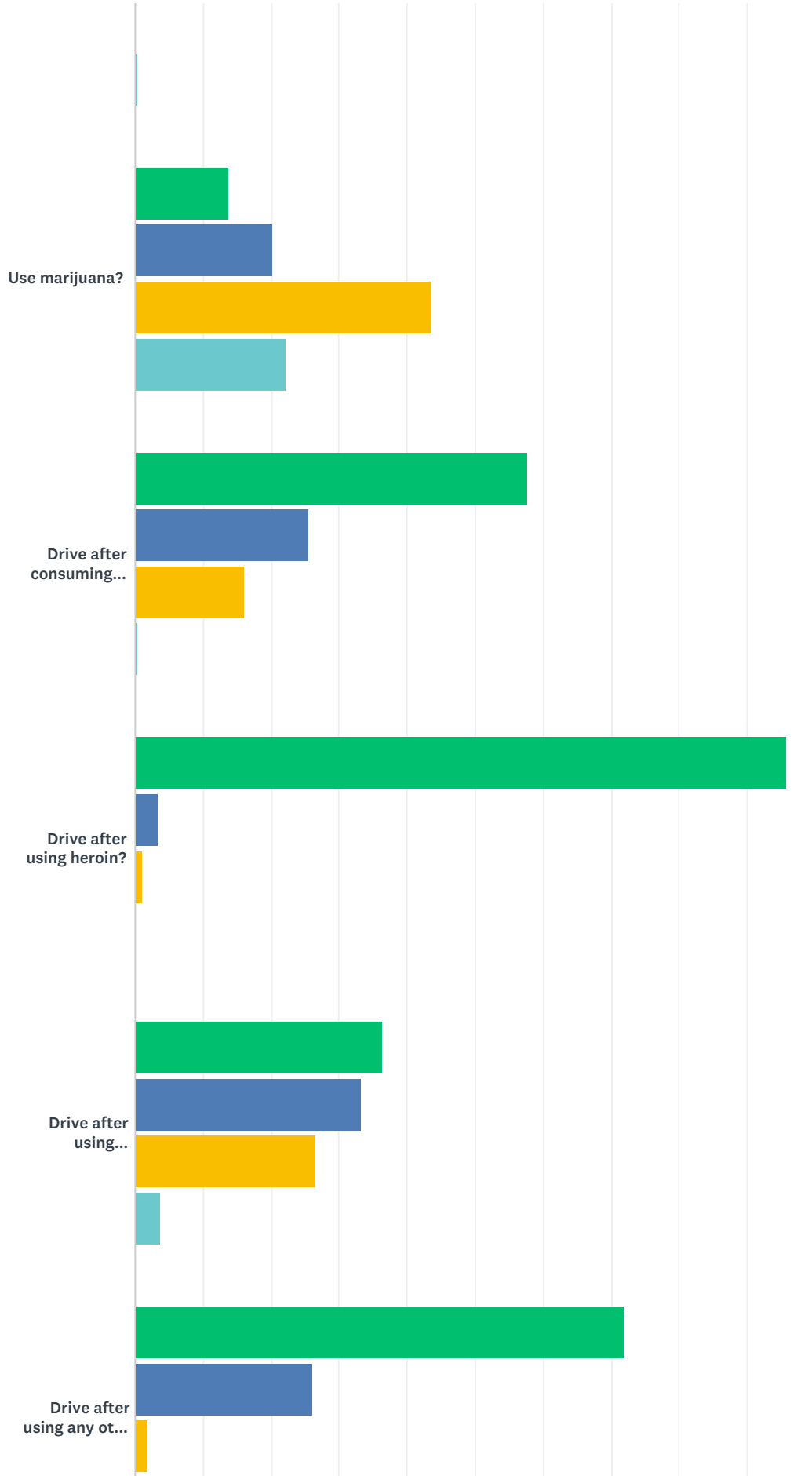
|  | ACCEPTABLE    | SOMEWHAT ACCEPTABLE | SOMEWHAT UNACCEPTABLE | UNACCEPTABLE  | TOTAL | WEIGHTED AVERAGE |
|--|---------------|---------------------|-----------------------|---------------|-------|------------------|
| Someone 21 and older to get drunk? (1 drink= 12 ounces of beer, 5 ounces of wine, 1.5 ounces of hard liquor) | 53.08%<br>112 | 32.23%<br>68        | 10.90%<br>23          | 3.79%<br>8    | 211   | 1.65             |
| Someone 18 to 20 years old to get drunk?   | 9.95%<br>21   | 24.17%<br>51        | 37.44%<br>79          | 28.44%<br>60  | 211   | 2.84             |
| Someone 15 to 17 years old to get drunk?   | 0.00%<br>0    | 6.64%<br>14         | 15.64%<br>33          | 77.73%<br>164 | 211   | 3.71             |
| Someone to get high using marijuana?   | 31.75%<br>67  | 27.49%<br>58        | 16.11%<br>34          | 24.64%<br>52  | 211   | 2.34             |
| Someone to get high using prescription drugs?  | 0.47%<br>1    | 2.84%<br>6          | 15.17%<br>32          | 81.52%<br>172 | 211   | 3.78             |
| Someone to get high using heroin?  | 0.00%<br>0    | 0.47%<br>1          | 3.79%<br>8            | 95.73%<br>202 | 211   | 3.95             |
| Someone to get high using any other drug not listed above?   | 0.47%<br>1    | 3.32%<br>7          | 11.85%<br>25          | 84.36%<br>178 | 211   | 3.80             |

# Q9 How much do you think people risk harming themselves physically or in other ways when they do the following:

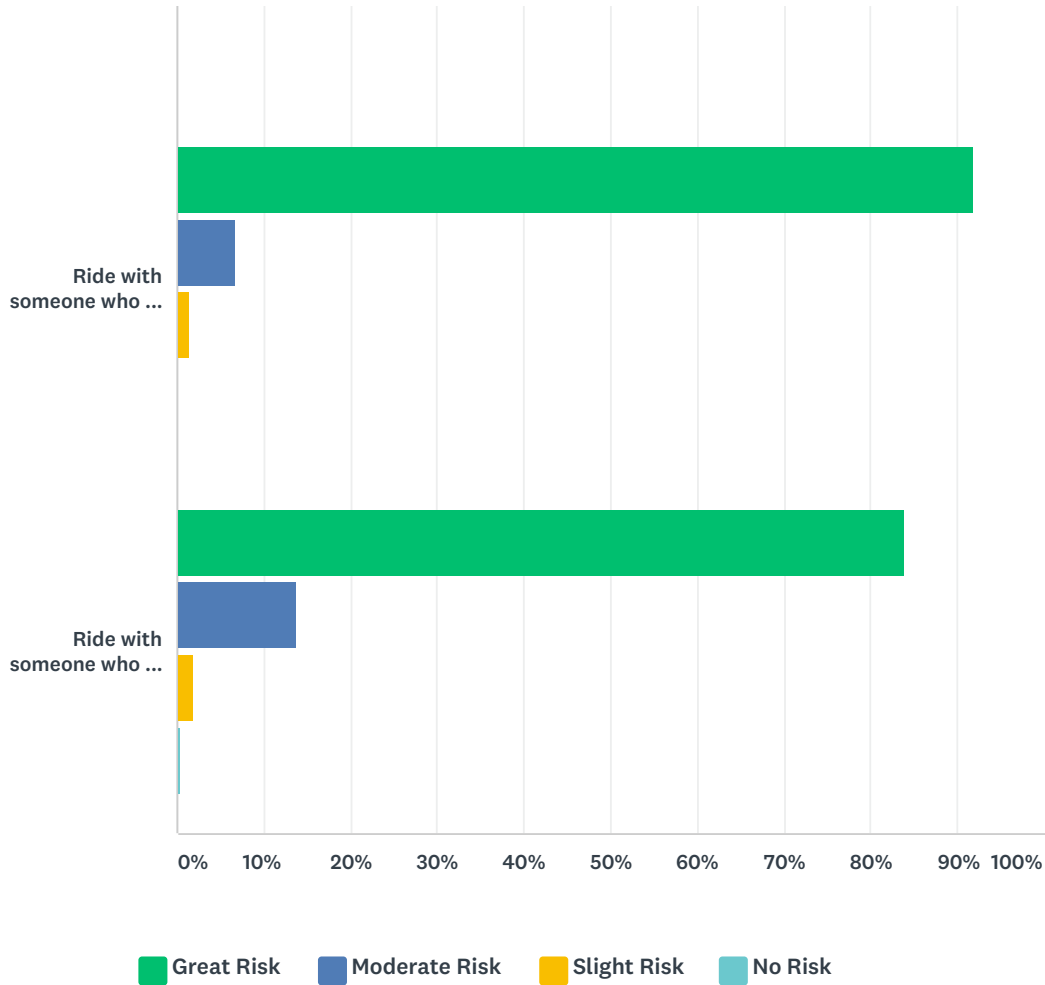
Answered: 211 Skipped: 0



# Young Adult Survey 2019



## Young Adult Survey 2019



|   | GREAT RISK    | MODERATE RISK | SLIGHT RISK  | NO RISK      | TOTAL | WEIGHTED AVERAGE |
|---|---------------|---------------|--------------|--------------|-------|------------------|
| Drink 5 or more alcoholic drinks if male, or 4 or more alcoholic drinks if female, on one occasion (1 drink = 12 ounces of beer, 5 ounces of wine, or 1.5 ounces of hard liquor)? | 39.81%<br>84  | 37.91%<br>80  | 17.54%<br>37 | 4.74%<br>10  | 211   | 1.87             |
| Drive after drinking 1 or 2 drinks of alcohol?  | 30.81%<br>65  | 44.08%<br>93  | 20.38%<br>43 | 4.74%<br>10  | 211   | 1.99             |
| Drive after drinking 4 or 5 drinks of alcohol?  | 92.89%<br>196 | 5.21%<br>11   | 1.90%<br>4   | 0.00%<br>0   | 211   | 1.09             |
| Take a prescription drug ONLY for the experience, feeling it caused, or to get high?  | 62.09%<br>131 | 27.96%<br>59  | 9.48%<br>20  | 0.47%<br>1   | 211   | 1.48             |
| Use heroin?   | 95.26%<br>201 | 4.27%<br>9    | 0.00%<br>0   | 0.47%<br>1   | 211   | 1.06             |
| Use marijuana?  | 13.74%<br>29  | 20.38%<br>43  | 43.60%<br>92 | 22.27%<br>47 | 211   | 2.74             |
| Drive after consuming prescription drugs?   | 57.82%<br>122 | 25.59%<br>54  | 16.11%<br>34 | 0.47%<br>1   | 211   | 1.59             |
| Drive after using heroin?   | 95.73%<br>202 | 3.32%<br>7    | 0.95%<br>2   | 0.00%<br>0   | 211   | 1.05             |
| Drive after using marijuana?  | 36.49%<br>77  | 33.18%<br>70  | 26.54%<br>56 | 3.79%<br>8   | 211   | 1.98             |
| Drive after using any other drug than the ones listed above?  | 72.04%<br>152 | 26.07%<br>55  | 1.90%<br>4   | 0.00%<br>0   | 211   | 1.30             |

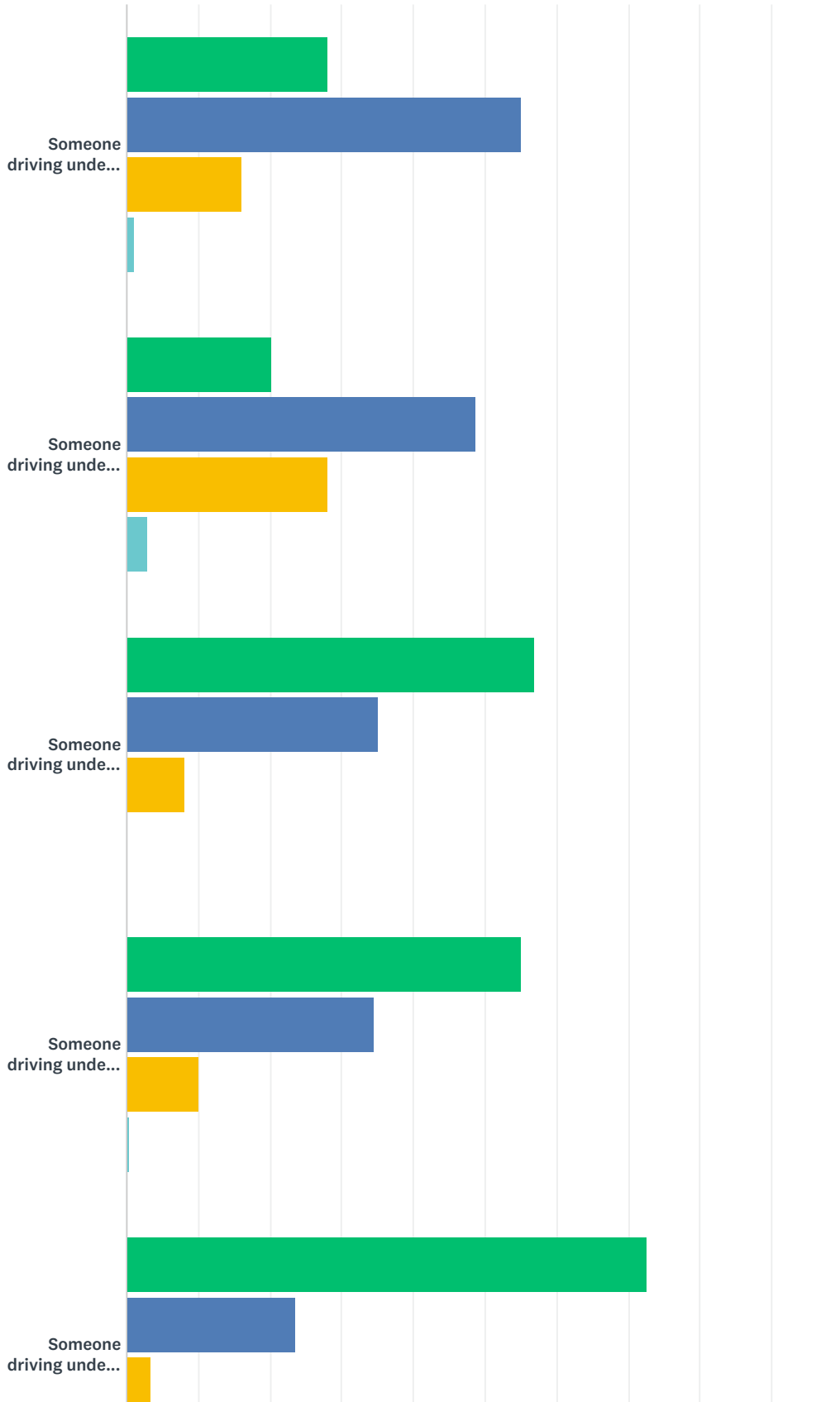
## Young Adult Survey 2019

---

|   |        |        |       |       |     |      |
|---|--------|--------|-------|-------|-----|------|
| Ride with someone who has been drinking?  | 91.94% | 6.64%  | 1.42% | 0.00% |     |      |
|   | 194    | 14     | 3     | 0     | 211 | 1.09 |
| <hr/>   |        |        |       |       |     |      |
| Ride with someone who is under the influence of drugs<br>(prescription drugs, heroin, marijuana, etc.)? | 83.89% | 13.74% | 1.90% | 0.47% |     |      |
|   | 177    | 29     | 4     | 1     | 211 | 1.19 |

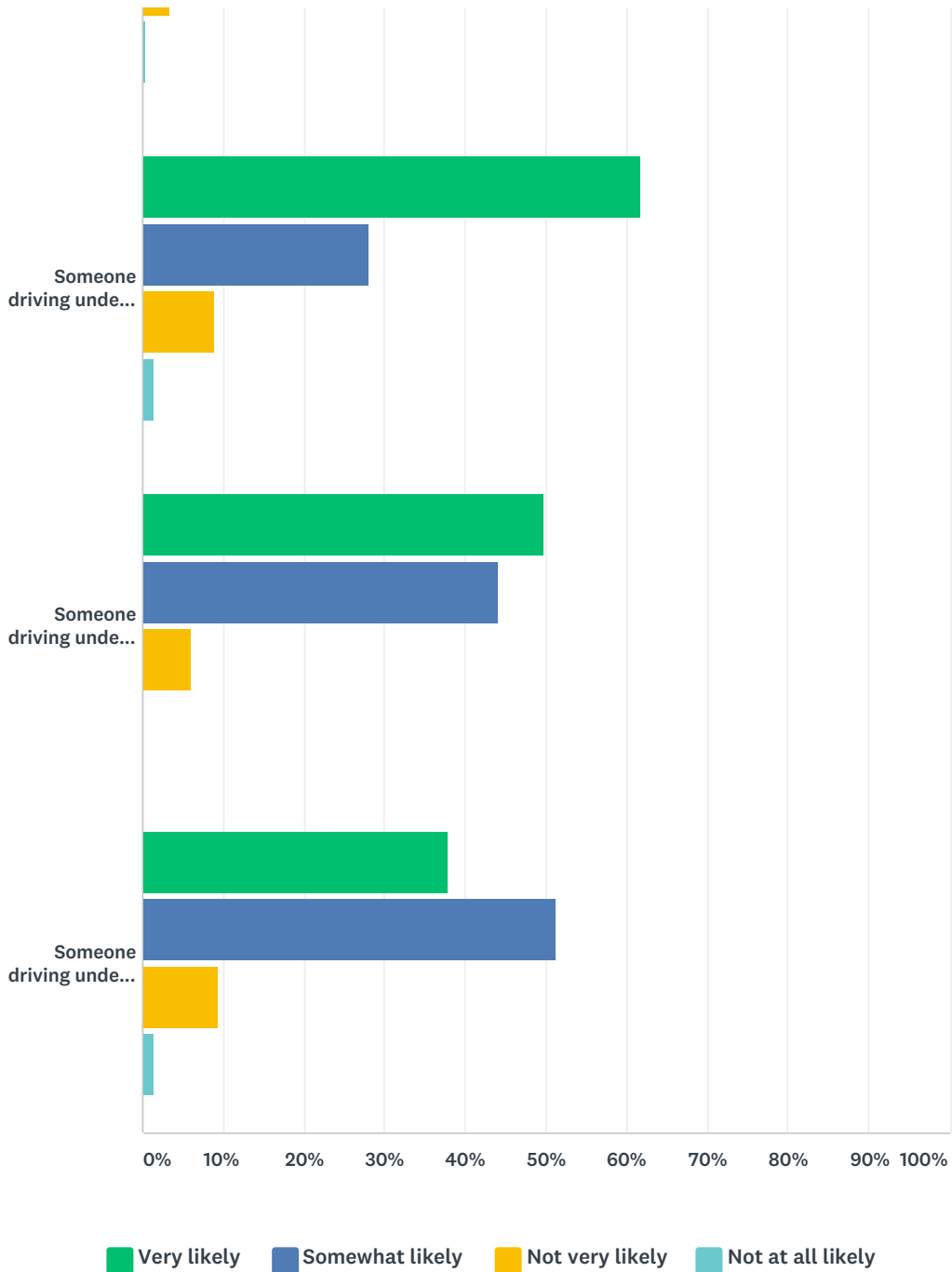
### Q10 In your community, how likely is it that:

Answered: 211 Skipped: 0





## Young Adult Survey 2019



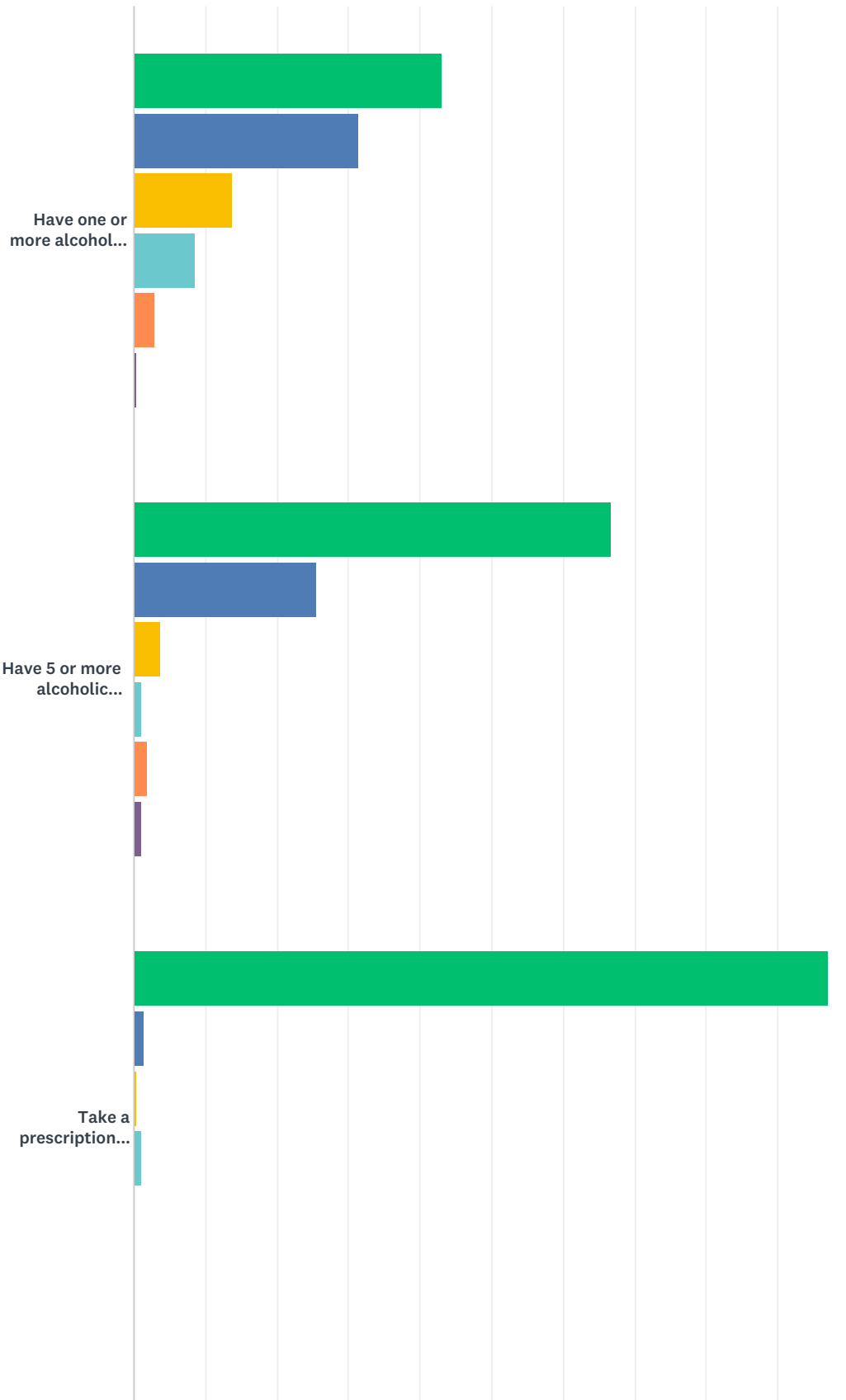
|  | VERY LIKELY   | SOMEWHAT LIKELY | NOT VERY LIKELY | NOT AT ALL LIKELY | TOTAL | WEIGHTED AVERAGE |
|--|---------------|-----------------|-----------------|-------------------|-------|------------------|
| Someone driving under the influence of alcohol would be stopped by the police/law enforcement?   | 27.96%<br>59  | 54.98%<br>116   | 16.11%<br>34    | 0.95%<br>2        | 211   | 1.90             |
| Someone driving under the influence of drugs (prescription drugs, marijuana, heroin, etc.) would be stopped by the police/law enforcement? | 20.38%<br>43  | 48.82%<br>103   | 27.96%<br>59    | 2.84%<br>6        | 211   | 2.13             |
| Someone driving under the influence of alcohol would be arrested?  | 56.87%<br>120 | 35.07%<br>74    | 8.06%<br>17     | 0.00%<br>0        | 211   | 1.51             |
| Someone driving under the influence of drugs (prescription drugs, marijuana, heroin, etc.) would be arrested?                              | 54.98%<br>116 | 34.60%<br>73    | 9.95%<br>21     | 0.47%<br>1        | 211   | 1.56             |

## Young Adult Survey 2019

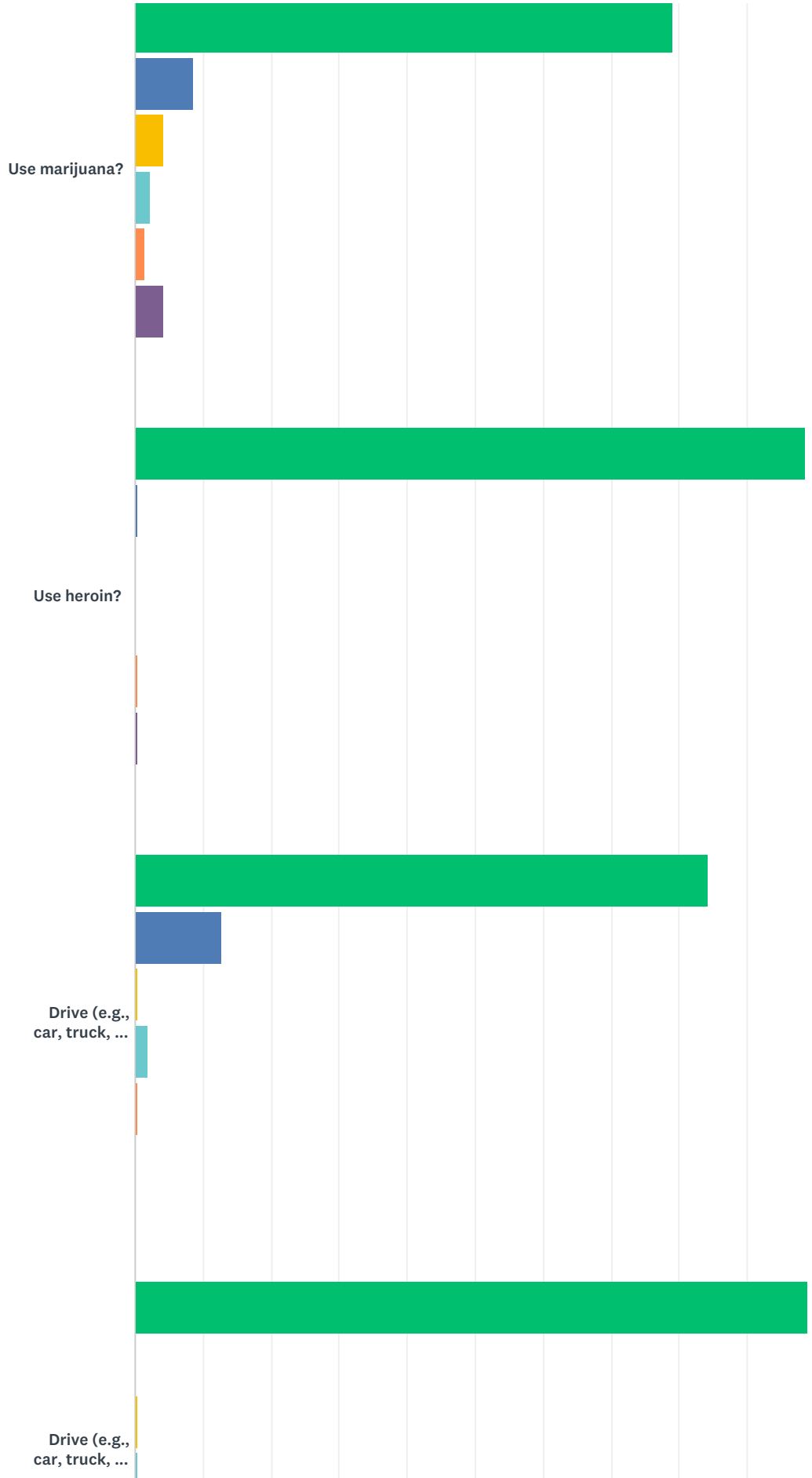
|  |               |               |             |            |     |      |
|--|---------------|---------------|-------------|------------|-----|------|
| Someone driving under the influence of alcohol would be charged with a DUI?  | 72.51%<br>153 | 23.70%<br>50  | 3.32%<br>7  | 0.47%<br>1 | 211 | 1.32 |
| Someone driving under the influence of drugs (prescription drugs, marijuana, heroin, etc.) would be charged with a DUID? | 61.61%<br>130 | 27.96%<br>59  | 9.00%<br>19 | 1.42%<br>3 | 211 | 1.50 |
| Someone driving under the influence of alcohol will get into an alcohol related crash?                                   | 49.76%<br>105 | 44.08%<br>93  | 6.16%<br>13 | 0.00%<br>0 | 211 | 1.56 |
| Someone driving under the influence of drugs (prescription drugs, marijuana, heroin, etc.) will get into a crash?        | 37.91%<br>80  | 51.18%<br>108 | 9.48%<br>20 | 1.42%<br>3 | 211 | 1.74 |

### Q11 During the past 30 days, on how many days did you:

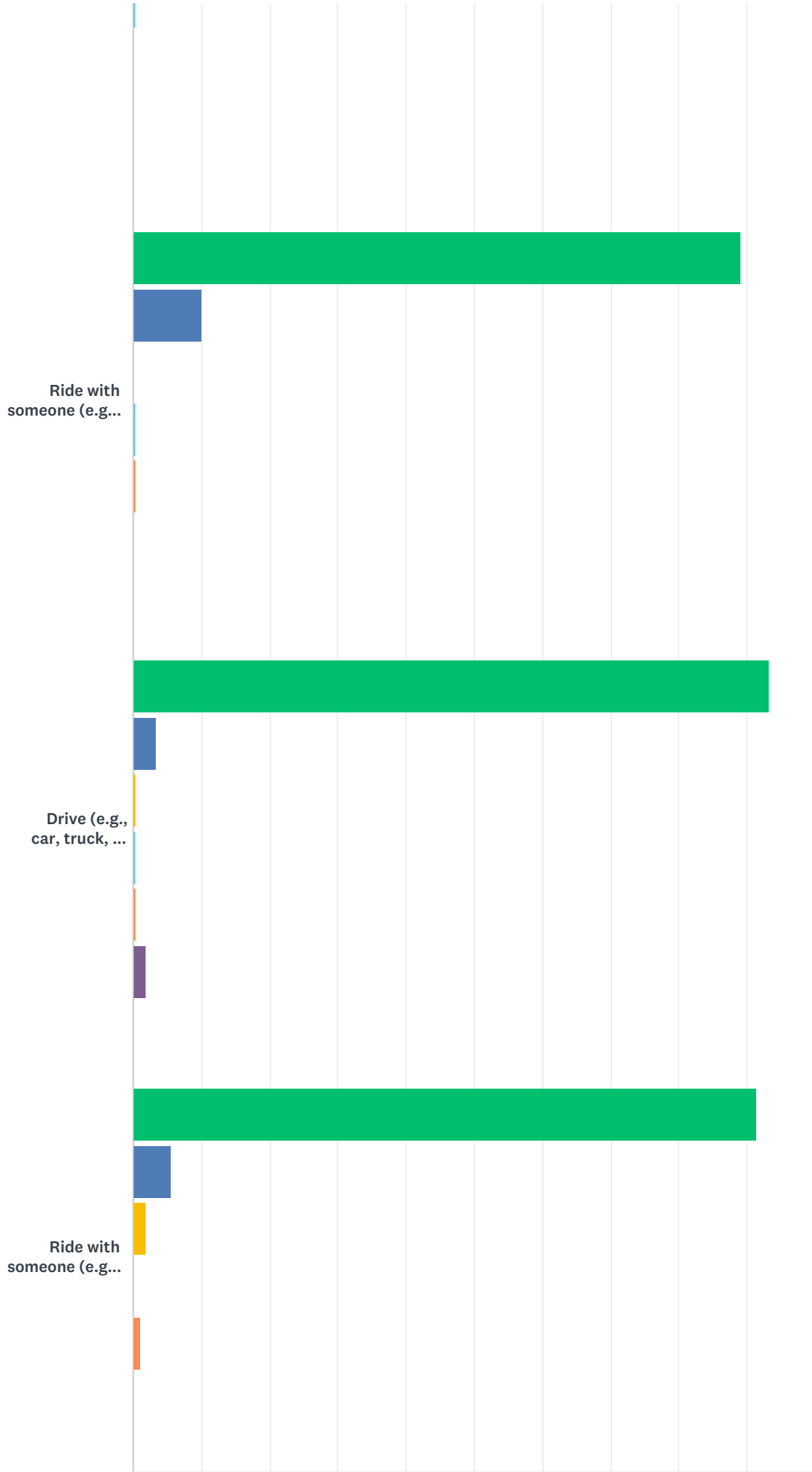
Answered: 211 Skipped: 0



# Young Adult Survey 2019



Young Adult Survey 2019



## Young Adult Survey 2019

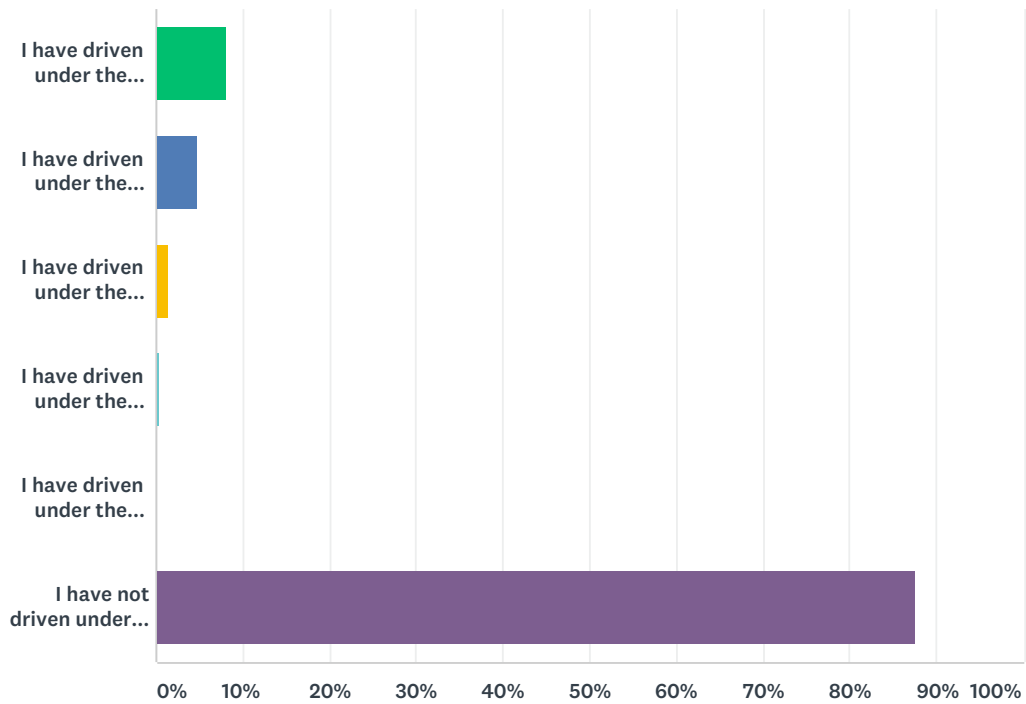
0% 10% 20% 30% 40% 50% 60% 70% 80% 90% 100%

■ 0 days   
 ■ 1 to 4 days   
 ■ 5 to 8 days   
 ■ 9 to 14 days   
 ■ 15 to 29 days  
■ All 30 days

|  | 0 DAYS        | 1 TO 4 DAYS  | 5 TO 8 DAYS  | 9 TO 14 DAYS | 15 TO 29 DAYS | ALL 30 DAYS | TOTAL | WEIGHTED AVERAGE |
|--|---------------|--------------|--------------|--------------|---------------|-------------|-------|------------------|
| Have one or more alcoholic beverages? (1 drink = 12 ounces of beer, 5 ounces of wine, or 1.5 ounces of hard liquor)?   | 43.13%<br>91  | 31.28%<br>66 | 13.74%<br>29 | 8.53%<br>18  | 2.84%<br>6    | 0.47%<br>1  | 211   | 0.98             |
| Have 5 or more alcoholic drinks for a male or 4 or more for a female on one occasion?  | 66.82%<br>141 | 25.59%<br>54 | 3.79%<br>8   | 0.95%<br>2   | 1.90%<br>4    | 0.95%<br>2  | 211   | 0.48             |
| Take a prescription drug ONLY for the experience, feeling it caused, or to get high?   | 97.16%<br>205 | 1.42%<br>3   | 0.47%<br>1   | 0.95%<br>2   | 0.00%<br>0    | 0.00%<br>0  | 211   | 0.05             |
| Use marijuana?   | 79.15%<br>167 | 8.53%<br>18  | 4.27%<br>9   | 2.37%<br>5   | 1.42%<br>3    | 4.27%<br>9  | 211   | 0.51             |
| Use heroin?  | 98.58%<br>208 | 0.47%<br>1   | 0.00%<br>0   | 0.00%<br>0   | 0.47%<br>1    | 0.47%<br>1  | 211   | 0.05             |
| Drive (e.g., car, truck, or motorcycle) within one to two hours of consuming 1 or more alcoholic drinks?   | 84.36%<br>178 | 12.80%<br>27 | 0.47%<br>1   | 1.90%<br>4   | 0.47%<br>1    | 0.00%<br>0  | 211   | 0.21             |
| Drive (e.g., car, truck, or motorcycle) within one to two hours of consuming 5 or more alcoholic drinks if male or 4 or more if female?  | 99.05%<br>209 | 0.00%<br>0   | 0.47%<br>1   | 0.47%<br>1   | 0.00%<br>0    | 0.00%<br>0  | 211   | 0.02             |
| Ride with someone (e.g., car, truck, or motorcycle) who within the previous one to two hours had 2 or more alcoholic drinks?   | 89.10%<br>188 | 9.95%<br>21  | 0.00%<br>0   | 0.47%<br>1   | 0.47%<br>1    | 0.00%<br>0  | 211   | 0.13             |
| Drive (e.g., car, truck, or motorcycle) within one to two hours of consuming a drug other than alcohol (marijuana, prescription drug, heroin, etc.)?   | 93.36%<br>197 | 3.32%<br>7   | 0.47%<br>1   | 0.47%<br>1   | 0.47%<br>1    | 1.90%<br>4  | 211   | 0.17             |
| Ride with someone (e.g., car, truck, or motorcycle) who had consumed a drug other than alcohol (prescription drugs, marijuana, heroin, etc.) within one to two hours after consuming the drug? | 91.47%<br>193 | 5.69%<br>12  | 1.90%<br>4   | 0.00%<br>0   | 0.95%<br>2    | 0.00%<br>0  | 211   | 0.13             |

Q12 In the past 30 days, if you have driven under the influence, please check all that may apply to you.

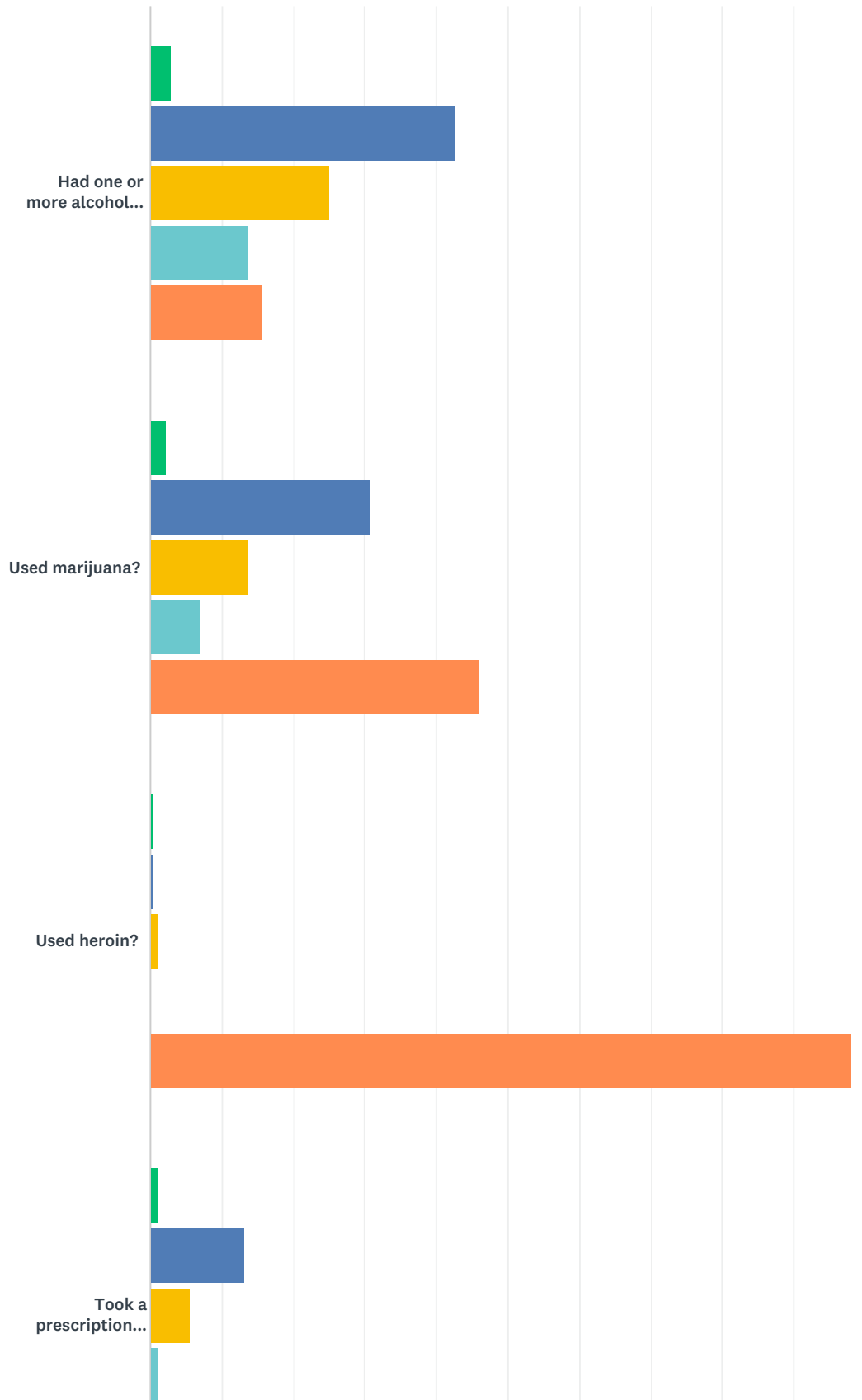
Answered: 211 Skipped: 0



| ANSWER CHOICES   | RESPONSES |     |
|--|-----------|-----|
| I have driven under the influence of alcohol                 | 8.06%     | 17  |
| I have driven under the influence of marijuana               | 4.74%     | 10  |
| I have driven under the influence of prescription drugs      | 1.42%     | 3   |
| I have driven under the influence of heroin                  | 0.47%     | 1   |
| I have driven under the influence of a drug not listed above | 0.00%     | 0   |
| I have not driven under the influence of any substance       | 87.68%    | 185 |
| Total Respondents: 211                                       |           |     |

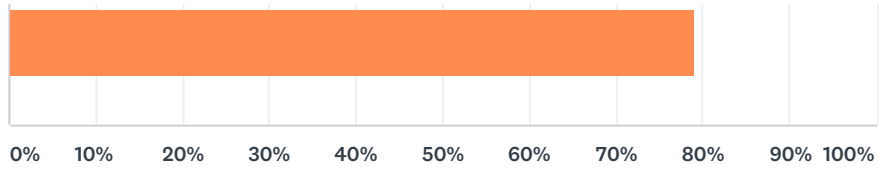
### Q13 How old were you when you first:

Answered: 211 Skipped: 0





## Young Adult Survey 2019

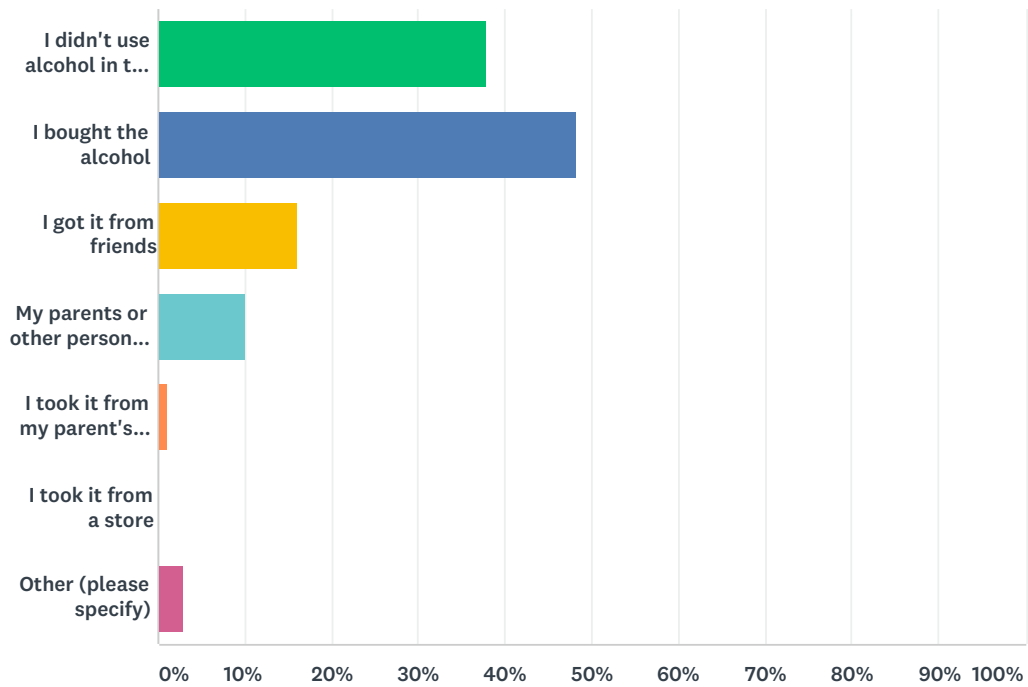


■ Under age 12   
 ■ 12-17   
 ■ 18-20   
 ■ 21-25   
 ■ Not Applicable

|  | UNDER AGE 12 | 12-17        | 18-20        | 21-25        | NOT APPLICABLE | TOTAL | WEIGHTED AVERAGE |
|--|--------------|--------------|--------------|--------------|----------------|-------|------------------|
| Had one or more alcoholic beverages?   | 2.84%<br>6   | 42.65%<br>90 | 25.12%<br>53 | 13.74%<br>29 | 15.64%<br>33   | 211   | 2.97             |
| Used marijuana?  | 2.37%<br>5   | 30.81%<br>65 | 13.74%<br>29 | 7.11%<br>15  | 45.97%<br>97   | 211   | 3.64             |
| Used heroin?   | 0.47%<br>1   | 0.47%<br>1   | 0.95%<br>2   | 0.00%<br>0   | 98.10%<br>207  | 211   | 4.95             |
| Took a prescription drug ONLY for the experience, feeling it caused, or to get high? | 0.95%<br>2   | 13.27%<br>28 | 5.69%<br>12  | 0.95%<br>2   | 79.15%<br>167  | 211   | 4.44             |

### Q14 If you used alcohol in the past 30 days, how did you get it? (Check all that apply)

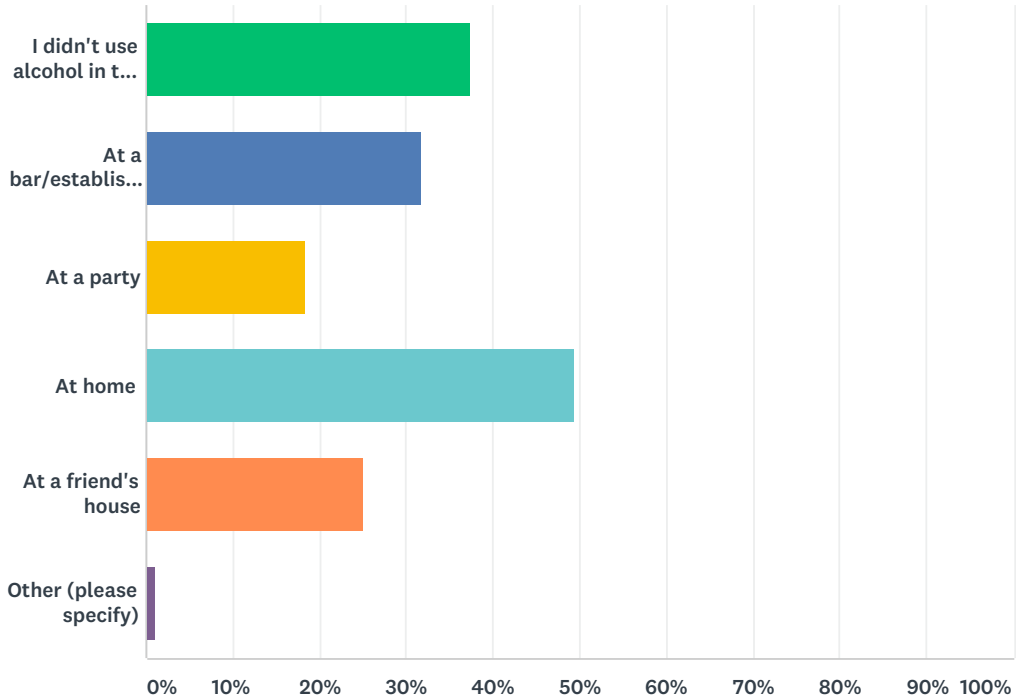
Answered: 211 Skipped: 0



| ANSWER CHOICES                                   | RESPONSES |     |
|--|-----------|-----|
| I didn't use alcohol in the past 30 days         | 37.91%    | 80  |
| I bought the alcohol                             | 48.34%    | 102 |
| I got it from friends                            | 16.11%    | 34  |
| My parents or other person over 21 gave it to me | 9.95%     | 21  |
| I took it from my parent's house                 | 0.95%     | 2   |
| I took it from a store                           | 0.00%     | 0   |
| Other (please specify)                           | 2.84%     | 6   |
| Total Respondents: 211                           |           |     |

### Q15 If you used alcohol in the past 30 days, where did you use it? (Check all that apply)

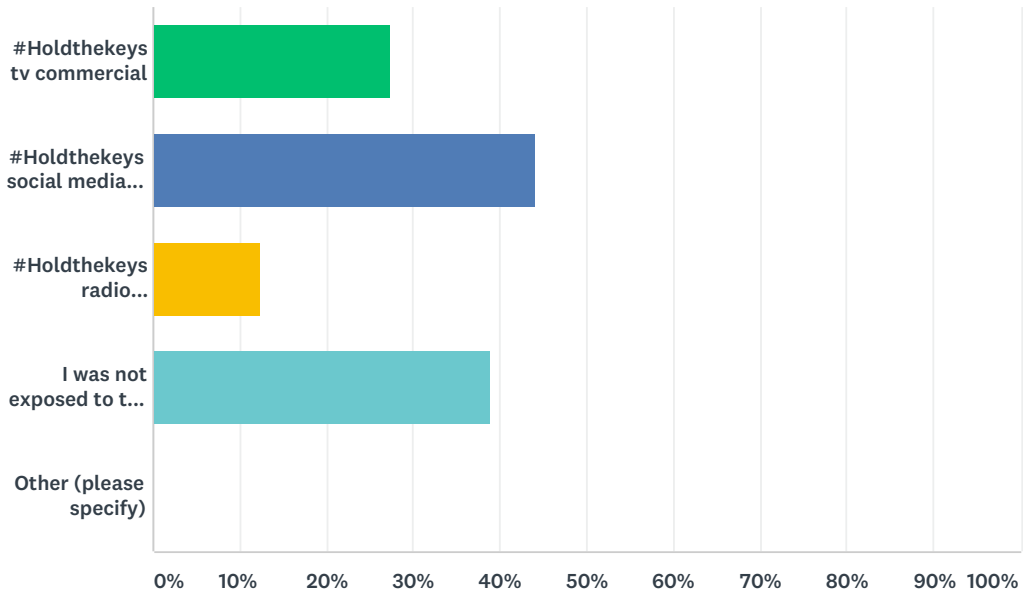
Answered: 211 Skipped: 0



| ANSWER CHOICES                           | RESPONSES |     |
|--|-----------|-----|
| I didn't use alcohol in the past 30 days | 37.44%    | 79  |
| At a bar/establishment                   | 31.75%    | 67  |
| At a party                               | 18.48%    | 39  |
| At home                                  | 49.29%    | 104 |
| At a friend's house                      | 25.12%    | 53  |
| Other (please specify)                   | 0.95%     | 2   |
| Total Respondents: 211                   |           |     |

## Q16 Where have you seen the "#HoldTheKeys" video PSA campaign? (Select all that apply)

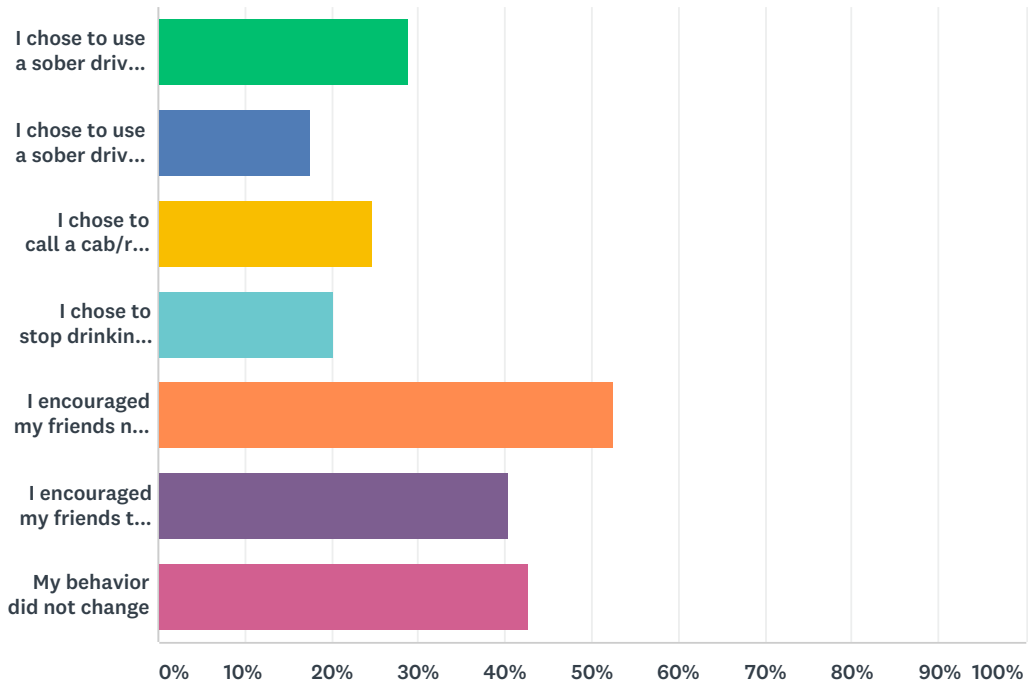
Answered: 211 Skipped: 0



| ANSWER CHOICES   | RESPONSES |    |
|--|-----------|----|
| #Holdthekeys tv commercial                                       | 27.49%    | 58 |
| #Holdthekeys social media posts (Instagram, Facebook, Twitter)   | 44.08%    | 93 |
| #Holdthekeys radio commercial                                    | 12.32%    | 26 |
| I was not exposed to the campaign until I discovered this survey | 38.86%    | 82 |
| Other (please specify)   | 0.00%     | 0  |
| Total Respondents: 211   |           |    |

### Q17 After viewing "#HoldTheKeys", which of the following choices did you make: (select all that apply)

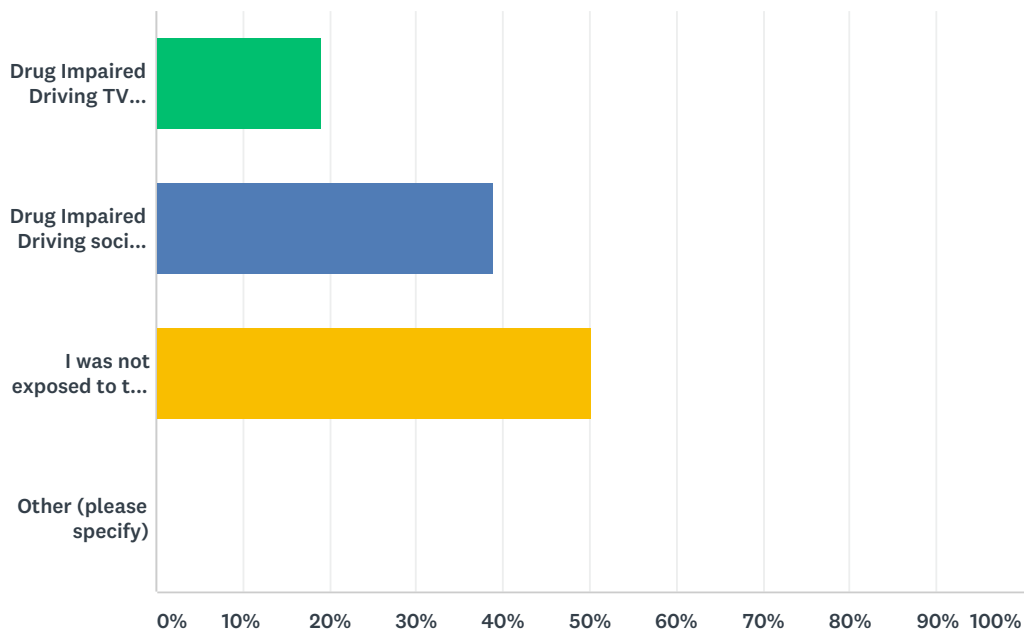
Answered: 211 Skipped: 0



| ANSWER CHOICES  | RESPONSES |     |
|---|-----------|-----|
| I chose to use a sober driver after drinking  | 28.91%    | 61  |
| I chose to use a sober driver after using any other drug (marijuana, heroin, prescription drug, etc.)                   | 17.54%    | 37  |
| I chose to call a cab/ride share (Uber, Lyft, etc.) for a safe ride home after drinking                                 | 24.64%    | 52  |
| I chose to stop drinking earlier  | 20.38%    | 43  |
| I encouraged my friends not to drink and drive  | 52.61%    | 111 |
| I encouraged my friends to not drive under the influence of any other drug (marijuana, heroin, prescription drug, etc.) | 40.28%    | 85  |
| My behavior did not change  | 42.65%    | 90  |
| Total Respondents: 211  |           |     |

### Q18 Where have you seen the "Drug Impaired Driving" video PSA campaign? (Select all that apply)

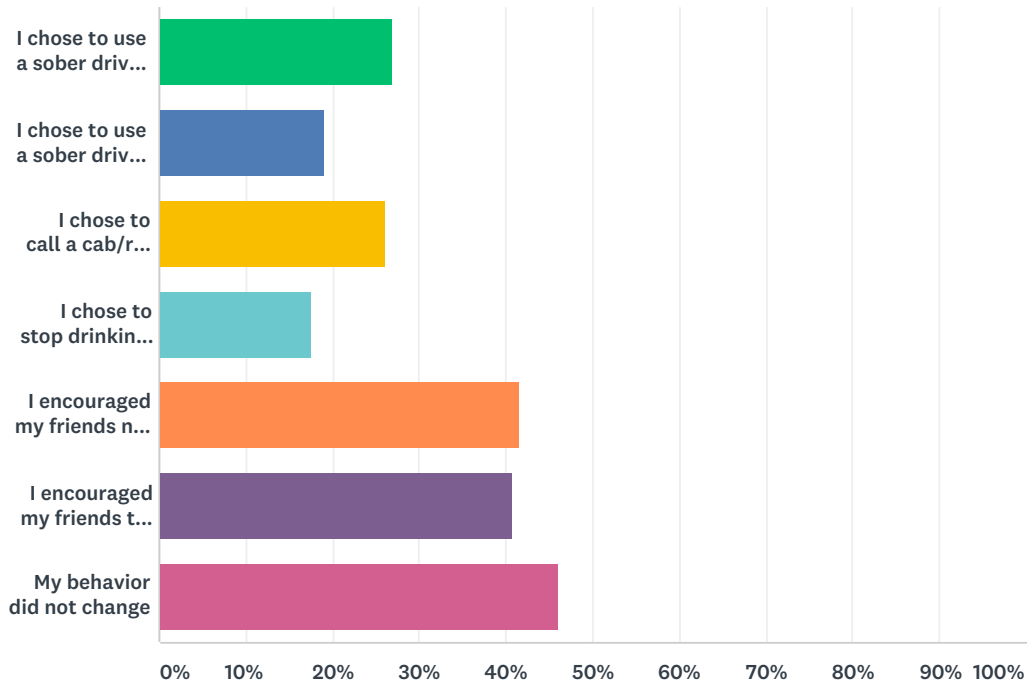
Answered: 211 Skipped: 0



| ANSWER CHOICES   | RESPONSES |     |
|--|-----------|-----|
| Drug Impaired Driving TV commercial                                    | 18.96%    | 40  |
| Drug Impaired Driving social media post (Instagram, Facebook, Twitter) | 38.86%    | 82  |
| I was not exposed to the campaign until I discovered this survey       | 50.24%    | 106 |
| Other (please specify)   | 0.00%     | 0   |
| Total Respondents: 211   |           |     |

Q19 After viewing "Drug Impaired Driving", which of the following choices did you make: (Select all that apply)

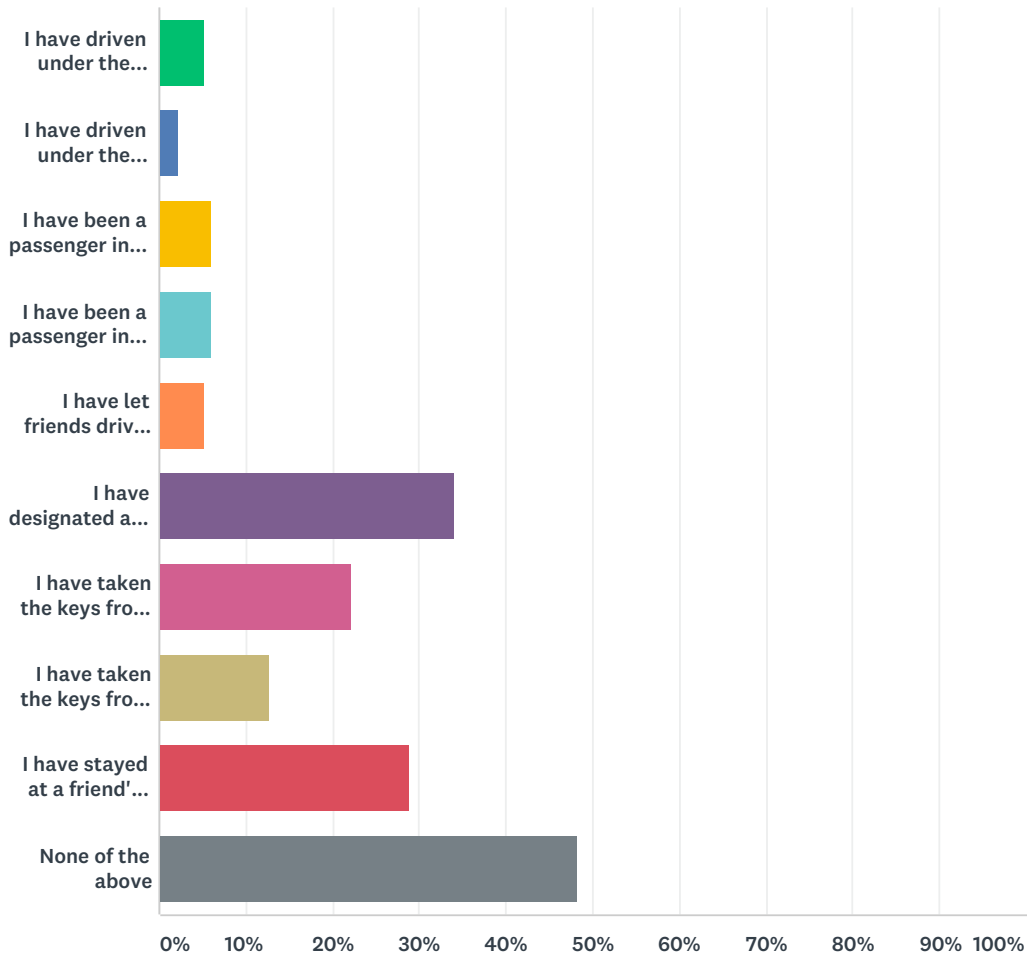
Answered: 211 Skipped: 0



| ANSWER CHOICES  | RESPONSES |    |
|---|-----------|----|
| I chose to use a sober driver after drinking  | 27.01%    | 57 |
| I chose to use a sober driver after using any other drug (marijuana, heroin, prescription drug, etc.)             | 18.96%    | 40 |
| I chose to call a cab/ride share (Uber, Lyft, etc.) for a safe ride home  | 26.07%    | 55 |
| I chose to stop drinking earlier  | 17.54%    | 37 |
| I encouraged my friends not to drink and drive  | 41.71%    | 88 |
| I encouraged my friends to not drive under the influence of any other drug (marijuana, heroin, prescription drug) | 40.76%    | 86 |
| My behavior did not change  | 45.97%    | 97 |
| Total Respondents: 211  |           |    |

## Q20 In the past 30 days... (Please check all that apply to you.)

Answered: 211 Skipped: 0



| ANSWER CHOICES  | RESPONSES  |
|---|------------|
| I have driven under the influence of alcohol  | 5.21% 11   |
| I have driven under the influence of a drug (marijuana, prescription drugs, heroin)   | 2.37% 5    |
| I have been a passenger in a car with a driver who had been drinking  | 6.16% 13   |
| I have been a passenger in a car with a driver who was under the influence of any other drug (marijuana, prescription drug, heroin, etc.) | 6.16% 13   |
| I have let friends drive drunk or buzzed  | 5.21% 11   |
| I have designated a sober driver (friend, cab, Uber, Lyft, etc.)  | 34.12% 72  |
| I have taken the keys from a friend who had been drinking   | 22.27% 47  |
| I have taken the keys from a friend who was under the influence of a drug (marijuana, prescription drug, heroin, etc.)                    | 12.80% 27  |
| I have stayed at a friend's house to avoid driving under the influence of alcohol or drugs  | 28.91% 61  |
| None of the above   | 48.34% 102 |
| Total Respondents: 211  |            |



## Q21 Email:

Answered: 203 Skipped: 8

| ANSWER CHOICES  | RESPONSES |     |
|-----------------|-----------|-----|
| Name            | 0.00%     | 0   |
| Company         | 0.00%     | 0   |
| Address         | 0.00%     | 0   |
| Address 2       | 0.00%     | 0   |
| City/Town       | 0.00%     | 0   |
| State/Province  | 0.00%     | 0   |
| ZIP/Postal Code | 0.00%     | 0   |
| Country         | 0.00%     | 0   |
| Email Address   | 100.00%   | 203 |
| Phone Number    | 0.00%     | 0   |