

**LIFE OF CHRIST**  
from the gospel of  
**Mark**

**LESSON 9**

**THE LAST SUPPER**

**MARK 14:12-26**

# Life of Christ

## The Last Supper

Mark 14:12-26

Younger Verse

I am the living bread . . . from heaven.

John 6:51a

Older Verse

The bread is my body. I will give it for the life of the world. John 6:51b

Lesson Goals

**Learn that Jesus was preparing His disciples for His death**  
**Understand that the broken bread represented Jesus' body**  
**Recognize that the wine represented Jesus' blood shed for us**

Opener

*Do you know what a symbol is? A symbol is a picture that stands for something. Like on a map, the blue represents water. Today, we will learn about some symbols Jesus used for an important message to His disciples.*

Bible Story

*Please note: This portion of the lesson is given to help in teaching the lesson. Please read through the story and read it in the Bible. Do **NOT** read from this piece of paper. Instead, make a note sheet and place it next to the story in the Bible.*

Last week, we learned that Jesus rode a donkey into Jerusalem. What did the people do when they saw Jesus? They laid coats and palm branches along His path. They worshipped Him by shouting, "Hosanna! Blessed be the one who comes in the name of the Lord!"

A few days later, Jesus wanted to have a Passover meal with His disciples. The Passover Meal was eaten once a year to remember what God did for the Israelites. Part of the celebration included the killing of a lamb. Jesus knew that He was going to be killed in a few days. He was the Lamb of God, a sacrifice for the sins of all people.

The disciples asked Jesus, "Where do you want us to go prepare the meal?" Jesus picked two of them and gave them instructions. Jesus said, "Go into Jerusalem and look for a man carrying a jar of water. Follow him to the house he enters. Ask the owner of the house, 'Where is the guest room, that the Teacher may eat a special dinner with His disciples?' Once he shows you a large room upstairs, begin to prepare the meal."

The two disciples went on ahead to Jerusalem. They followed Jesus' instructions, and everything was just like Jesus told them it would be. Evening came, and Jesus and the other disciples arrived at the upper room. They were ready to have the special dinner. What do you think the two disciples had prepared for the others to eat? At the meal, they had foods like lamb, bitter herbs, fruit, and flat bread. Everything they ate was important and had special meaning to them.

They were all gathered around the table and Jesus told them something surprising. He said, “One of you sitting here with me will betray me.” Jesus meant that one of the disciples would turn against Him. The disciples became sad once they heard this, and each one of them said to Jesus, “Surely it is not me.” Then Jesus said, “It is one of you here with me now. It is the one who dips bread into the bowl with me. I am going to die, just as the Scriptures say.”

Then Jesus had something special He wanted to show and say to His disciples. Jesus took the bread, thanked God for it, and broke it into pieces. He passed out a piece to each of His disciples. Jesus said, “Take this bread. It is my body.” Why would Jesus say that the bread was His body? Jesus used the bread as a symbol. He was reminding His disciples that His body would be broken when He died on the cross.

Then Jesus took the cup of wine, thanked God for it, and offered it to them. All of them drank some wine. Jesus said, “When you drink this, remember how my blood will be shed for many.” Jesus wanted them to remember all that He would go through so that they could be forgiven. After they had finished the meal, they sang a song to God. Then they left to go to a place called the Mount of Olives.

That was the last meal Jesus would get to eat with His disciples, so it was very important to Him. Jesus went through a lot of pain and suffering, and then, finally, death. None of it was easy. But He knew He would come back to life! He wanted us to have a way to be with Him forever.

#### Review Questions

1. What type of animal was killed during the Passover? (a lamb)
2. Why did Jesus say that the broken bread was like His body? (The bread was a symbol, representing His broken body on the cross.)
3. What did Jesus use as a symbol of His blood? (wine)
4. Jesus told the disciples that one of them would do what to Him? (betray Him; turn against Him)

#### Prayer Time

Thank God that He was willing to give Jesus as a sacrifice for our sins.

#### Life Application

In Jesus’ day, bread was the most important part of the meal. Many people lived on bread, with little more to eat most of the time. So when Jesus said that He was the Bread of Life, He was saying that He was the most necessary thing a person must have to live.

Of course, Jesus was speaking about spiritual life, not physical life. If we want to live forever with Jesus, we need to “eat” the Bread of Life. This means that we accept Jesus into our hearts and lives. He comes into our heart, just like we put bread in our mouth and it enters our body. But, unlike real bread, Jesus stays with us—forever! When we eat of this kind of bread, we will never be hungry again.

Planning for Lesson 10  
Jesus Arrested & On Trial  
Mark 14:43-65

## Preschool Lesson for The Last Supper

(Bring some bread and juice.)

Today, we are going to learn about a special dinner that Jesus had with His disciples. So we will get to eat some special bread and drink some juice, just like they did.

Jesus was very excited about getting to have this special dinner His friends. He sent two of the disciples early so that they could get all the food ready. He told them, “Look for a man carrying a jar of water. Follow him wherever he goes. Ask the person in charge of the house, ‘Where is the guest room?’ He will take you to the room upstairs. Then begin to prepare the food.”

So off the disciples went. When they arrived, they found the man and followed him. They followed Jesus’ directions exactly. Now what kind of food do you think they prepared? They had lamb, fruit, and flat bread. Everything they ate reminded them of great things God had done.

Once they all got together to eat, Jesus had something important to say. He told them that one of them in the room would decide that he did not want to follow Jesus anymore. Each of them heard this and said, “Jesus, I would never quit following you!”

Then Jesus had something very special He wanted to do. (As you say this, pass out the bread and then juice.) He took the bread and the juice, thanked God for them, and began to pass them out to everyone. He said to them, “Take this bread. It is my body.” Why would Jesus say that the bread was His body? Jesus used the bread as a symbol, or picture. He was reminding His disciples that His body would be broken when He died on the cross.

Then Jesus took the cup of wine, thanked God for it, and offered it to them. All of them drank some wine. Jesus said, “When you drink this, remember how my blood will be shed for many.” What was Jesus talking about? He wanted them and us to remember that He was going to die for everyone and come back to life. Why was Jesus going to die? He wanted to make a way for us to be with Him. We do bad things, called sins, and Jesus wanted to make a way for our sins to be taken away. If we ask Jesus to take our sins away, then we can know that we will get to be with Him.

Try to sing this song to the tune of “Mary had a little lamb.”

*Jesus is God’s special Son,  
Special Son, special Son,  
Jesus is God’s special Son,  
He ate a special meal.  
He served His friends bread and juice,  
bread and juice, bread and juice,  
He served His friends bread and juice  
And shared some special news.*

## **Hands-on Activities for The Last Supper**

Make placemats. Bring butcher paper, and let kids cut out pieces to make a placemat. They can draw bread and juice on it, along with grapes and other fruit. Write today's Bible verse on it. If desired, take the placemats with you and laminate them, then bring them back next week.

Passover is an amazing holiday. If you would like, you can bring some of the things that were actually eaten back then and explain the significance of each item. (Several years ago, one teacher even cooked lamb so that the kids could try it!!)


Bring a bag and fill it with objects from the lesson: grapes (possibly imitation ones), crackers or matzo, little cup of applesauce, etc. Let each child take one item out of the bag. Let them share what it has to do with the lesson today.

Bring white paper plates and let the kids draw pictures of what Jesus' feast may have looked like.

This is a good time to start using the Resurrection Eggs. Get the children familiar with the different aspects of the Easter Story—Jesus Enters Jerusalem, The Last Supper, Jesus Prays, The Cross, Resurrection, etc.


**I am  
the living bread  
... from heaven.**

**John 6:51**




**The bread is my  
body. I will give it  
for the life of the  
world.**

**John 6:51**



# Word Search

## The Last Supper




bread	wine	blood
body	cup	broken
Passover	lamb	disciples
table	last	supper



# Word Search

## The Last Supper



bread	wine	blood
body	cup	broken
Passover	lamb	disciples
table	last	supper

What food did Jesus say  
represented His body?

B\_\_ea\_\_

What did Jesus say represented  
His blood?

WINE