

HEROES

OF THE

FAITH

Ordinary Men and Women . . .
Super Ordinary Power

9

MIRIAM SINGS PRAISES TO GOD

HEROES OF THE FAITH CURRICULUM—2012

www.missionarlington.org

No part of this curriculum may be republished without permission.
Please feel free to copy for classroom use.

 *Mission*[®]
Arlington † Metroplex
Taking church to the people



MIRIAM SINGS PRAISES TO GOD

Memory Verse:

It is good to give thanks to the LORD, And to sing praises to Your name, O Most High. Psalm 92:1 (NKJV)

Lesson Goals:

#1 - Understand how ordinary Miriam was

#2 - Discover what faith led Miriam to do

#3 - Desire to let God do extraordinary things in the life of the ordinary student

Audience:

Young, un-churched learners

Adaptable for all ages, including adults (See **For more training** on Activities page)

Scripture to Study:

Exodus 2:1-10

Exodus 15:1-21

Micah 6:4



MIRIAM SINGS PRAISES TO GOD

Exodus 15:1-21

Who can tell me what a hero is? A hero is someone who is courageous and brave and compassionate. There are heroes and heroines in the Bible. All of them are brave and courageous and more, but not in the way you would expect.

Our heroine: Miriam

Her Heroic Feat: Sings Praises to God

Singing praises to God may not sound very heroic, but let's look at the facts and see what you think when you have heard the whole story!

Think back to our last lesson. We talked about the birth of Moses and how he grew up in the palace. Do you remember how that happened? The king of Egypt, or the Pharaoh, had issued an order that all the baby boys born to the people of Israel should be killed and thrown into the Nile River. Moses' mother hid him as long as she could and then sent him floating down the Nile River in a basket. A young girl ran along the shore of the River Nile watching the basket bob along with the waves and current. Do you know who that young girl was? Her name was Miriam. She was Moses' big sister. It was Miriam who watched as Pharaoh's daughter rescued Moses from the Nile. It was also Miriam who spoke to Pharaoh's daughter and suggested the baby's own mother to feed him until he was older. Miriam helped her mom save her baby brother.

In our last lesson, we also talked about Moses leaving Egypt. He went far away and became a shepherd. Many years later, when Moses returned to Egypt from being a shepherd, Moses confronted Pharaoh and God used him to free the people of Israel. Aaron and Miriam helped Moses. (Micah 6:4)

Do you remember what happened after the people of Israel were freed from Egypt? They were stopped by the Red Sea and Pharaoh, who had changed his mind about giving the people of Israel their freedom, caught up with them. The people of Israel were caught between the Red Sea and Pharaoh's entire army!

Do you remember what happened next? God parted the Red Sea! The people of Israel walked through it on dry ground. Did Pharaoh and his army catch them? No! Pharaoh and his army followed the people into the Red Sea. When the last of the people of Israel had safely reached the other side, God closed the Red Sea. What happened to Pharaoh's army? Moses and Miriam tell us in their own words in a song they sang to God. Moses and the people of Israel sang first. "They said, 'I will sing to the Lord. He is greatly honored. He has thrown Pharaoh's horses and their riders into

the Red Sea.” (Exodus 15:1 NIV) The people had been saved! They were thankful and they told God so. They sang about His power and strength. They sang about how the waters of the Red Sea piled up and stood firm like a wall. They said, “Lord, who among you the gods is like you? Who is like you? You are majestic and holy. Your glory fills me with wonder. You do wonderful miracles.” (Exodus 15:11 NIV)

Then Miriam, who was a prophetess, picked up a tambourine. All the other women followed her, playing their tambourines and dancing. Miriam sang, repeating what her brother Moses had sung earlier, “Sing to the Lord. He is greatly honored. He has thrown Pharaoh’s horses and their riders into the Red Sea.” (Exodus 15:21 NIV)

Can’t you just hear them, over and over again, remembering God’s goodness to them. When God does something good for you, take time to tell Him how grateful you are. Sing it to Him, if you are brave enough!



YOU CAN BE A HERO, TOO!

When you live a life of faith in Jesus Christ, you don’t have to leap tall buildings to be a hero. Miriam sang praises to God. Think about your life. Maybe you haven’t been through the Red Sea, but if you are a follower of God, He has been at work in your life. Maybe He’s doing something right now! Have you thanked Him? Have you thought about singing praises to Him?

If you haven’t yet chosen to follow God, what’s stopping you? Did you know that, just like the people of Israel, you need to be rescued? No, there are no Egyptians chasing you down, but sin has its hold on you. The Bible tells us that we deserve to die because of our sin, but God offers us life instead. (Romans 6:23) Will you accept the gift he offers? If you will, you can join the song of Moses and Miriam and many others and sing praises to God, thanking Him for saving you!

PRE-SCHOOL!

LESSON

Who can tell me what a hero is? A hero is someone who is courageous and brave and compassionate. There are heroes and heroines in the Bible. All of them are brave and courageous and more, but not in the way you would expect.

Our hero: Miriam

His Heroic Feat: Sings Praises to God

Singing praises to God may not sound very heroic, but let's look at the facts and see what you think when you have heard the whole story!

Think back to our last lesson. We talked about the birth of Moses and how he grew up in the palace. He wasn't born in the palace, though. He was born to a family of the people of Israel. Because the king wanted to do bad things, Moses' mother hid him as long as she could and then sent him floating down the Nile River in a basket. A young girl ran along the shore of the River Nile watching the basket bob along with the waves and current. That young girl was Miriam. She was Moses' big sister. Miriam watched as Pharaoh's daughter rescued Moses from the Nile. Miriam helped her mom save her baby brother.

In our last lesson, we also talked about Moses leaving Egypt. He went far away and became a shepherd. Many years later, when Moses returned to Egypt from being a shepherd, God used him to free the people of Israel. Aaron and Miriam helped Moses. (Micah 6:4)

Do you remember what happened after the people of Israel were freed from Egypt? Pharaoh came after them and the people of Israel were caught between the Red Sea and Pharaoh's entire army!

Then, God parted the Red Sea! The people of Israel walked through it on dry ground. Pharaoh and his army followed the people into the Red Sea. When the last of the people of Israel had safely reached the other side, God closed the Red Sea and all of Pharaoh's army was drowned. Moses and the people of Israel sang praises to God, thanking Him for saving them. They sang about God's power and strength. They sang about how the waters of the Red Sea piled up and stood firm like a wall. They sang about God's wonderful miracles.

Then Miriam picked up a tambourine and sang, too. Let's sing a song of praise to God.

ACTIVITIES!

- Memory Verse Activity - Write each word of the memory verse on paper cut out in the shape of a shoeprint. Be sure to include the reference. Mix the verse up and encourage your students to order the verse. For even more fun, put the shoeprints on the floor to be followed as dance moves! Talk about the women of Israel dancing to the Lord.
- Continue adding heroes' names and heroic feats to your "Heroes Banner."
- Sing "He Reigns (Song of the Redeemed)," "How Great is Our God," "Psalm 92:1," "He Paid a Debt," "How Marvelous (I Stand Amazed)," "In Moments Like These," "Blessed Assurance," "I Love to Tell the Story (especially the last verse)," "Redeemed," "Be Unto Your Name," "Indescribable" or other praise songs related to the lesson.
- Make tambourines with paper plates. Attach jingle bells around the outside edge or fill the paper plate tambourine with dried beans. Put the Song of Moses to music. . . Sing and dance and praise God.
- **For more training:** Study the numerous songs found throughout Scripture. Choose from the following: Deborah and Barak's Song (Judges 5), David's Songs (Psalms 18, 30, 65, 131), Mary's Song (Luke 1:46-55), Zechariah's Song (Luke 1:67-79), and New Songs (Revelation 5, 14:1-5). Discuss what you learn about praising God through song.
- **For more training:** Read Exodus 15:20. Miriam is mentioned as a prophetess, someone with authority who receives a message from God and share it. Then read Numbers 12. "People who have the ability to speak well and the authority to do it must always be on guard." (Wiersbe, Warren W., *Life Sentences*, p. 93) Now read and discuss Psalm 141:3; Proverbs 18:21; James 3:8; and Proverbs 10:11, 21; 12:18; 15:4, 23.

It is good
to give thanks
to the LORD, and
to sing praises
to Your name,
O Most High.

Psalm 92:1

HEROES

OF THE

FAITH

Ordinary Men and Women . . .
Super Ordinary Power

HERO IN TRAINING

Miriam Sings Praises to God

HEROES OF THE FAITH CURRICULUM—2012

www.missionarlington.org

No part of this curriculum may be republished without permission.
Please feel free to copy for classroom use.

 **Mission**[®]
Arlington † Metroplex
Taking church to the people

HERO TRAINING!

Scripture: Exodus 5:1-14:31, 20:1-26


Memory verse:

It is good to give thanks to the LORD, And to sing praises to Your name, O Most High. Psalm 92:1 (NKJV)

Our Hero: _____

What did our hero do that was so heroic? _____

What can you do to be a **Hero of the Faith**? _____




What power do Heroes of the Faith possess?

Do you have the power? _____

Read Exodus 15:1-21 and write your own song of praise to God.

HIDDEN MESSAGE!

Can you crack the code to find the Hidden Message?
Beginning at the arrow, mark through a letter and write every other letter in the spaces below to complete the memory verse.



It is good to _____,

And to sing praises to Your name,

O Most High. Psalm 92:1

WORD

SEARCH!

B D C N F F M P I N G H O
H Y M R A S H O A R A H P
A G I B E P B A S W T O V
C B R E D S E A B E S H O
M M I G H T Y G O D S S I
I S A T Y G E E S V A S D
N C M I W S I S O E V E E
G E S G R E T S I S E G D
T D A U O I I H B O D A J
O S N A S R M S V N I I V
R E G D R E V O S S S P I
T R M N P D E T I A R S L
E T X D H S R E L T A E G
F N O I T E G Y P T E L C
W H O A R A H D E P L E H

- Moses

- Miriam

- sister

- helped

- Pharaoh's army

- Red Sea

- mighty God


- saved Israel

- Miriam sang

HIDDEN MESSAGE!

Answer Page

Can you crack the code to find the Hidden Message?
Beginning at the arrow, mark through a letter and write every other letter in the spaces below to complete the memory verse.



It is good to give thanks to the LORD,
And to sing praises to Your name,
O Most High. Psalm 92:1

WORD

SEARCH!

Answer Page

B	D	C	N	F	F	M	P	I	N	G	H	O
H	Y	M	R	A	S	H	O	A	R	A	H	P
A	G	I	B	E	P	B	A	S	W	T	O	V
C	B	R	E	D	S	E	A	B	E	S	H	O
M	M	I	G	H	T	Y	G	O	D	S	S	I
I	S	A	T	Y	G	E	E	S	V	A	S	D
N	C	M	I	W	S	I	S	O	E	V	E	E
G	E	S	G	R	E	T	S	I	S	E	G	D
T	D	A	U	O	I	I	H	B	O	D	A	J
O	S	N	A	S	R	M	S	V	N	I	I	V
R	E	G	D	R	E	V	O	S	S	S	P	I
T	R	M	N	P	D	E	T	I	A	R	S	L
E	T	X	D	H	S	R	E	L	T	A	E	G
F	N	O	I	T	E	G	Y	P	T	E	L	C
W	H	O	A	R	A	H	D	E	P	L	E	H

- Moses
- Miriam
- sister
- helped
- Pharaoh's army
- Red Sea
- mighty God
- saved Israel
- Miriam sang