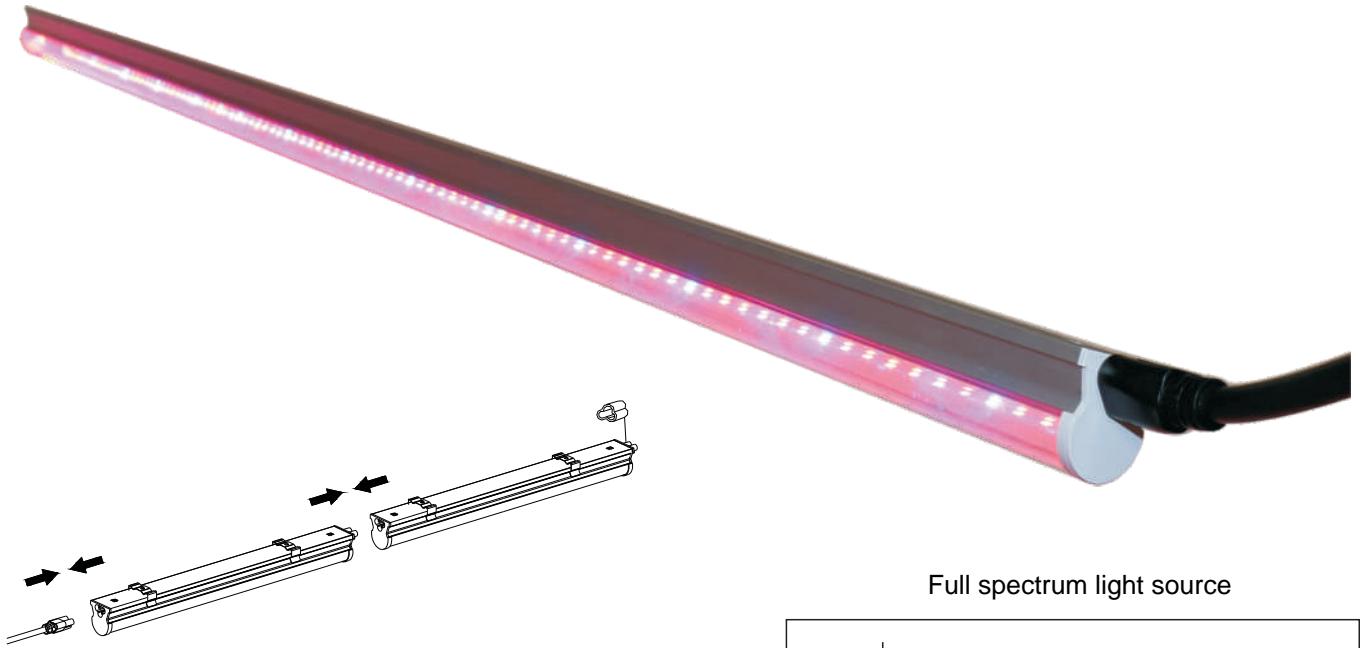


**VLGL**

**LED Grow Light - T8 Integrated Strip**

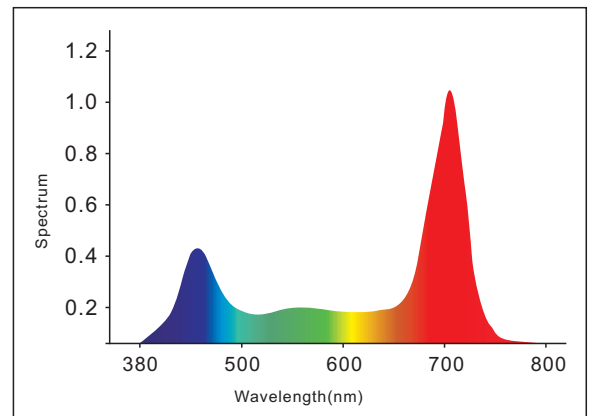
CSA, cUL, cETL, or equal

Project Reference: \_\_\_\_\_ Fixture Type: \_\_\_\_\_ Cat. No: \_\_\_\_\_ Voltage: \_\_\_\_\_ Options: \_\_\_\_\_



- Individual units are easy to daisy-chain, connect up to 9 pcs.
- Quick and easy surface mount clips included
- Integrated driver, heatsink, and LED light engine
- Maintenance free, rated life over 50,000 hours
- Energy efficient and friendly to our environment
- Install 1 to 8 feet (0.3 to 2.4 metres) above plants
- 100-277VAC input, includes 2 ft. cord
- IP40

Full spectrum light source



Beneficial for all stages of plant growth

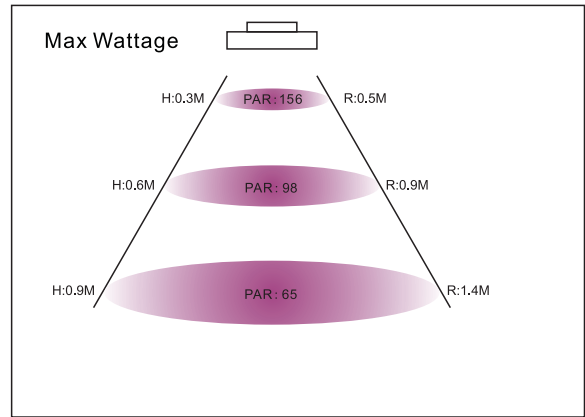
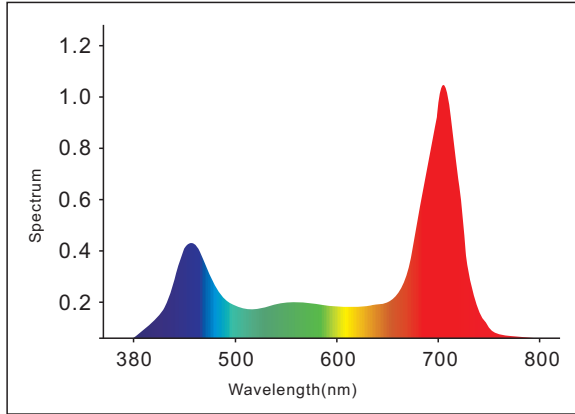
ORDERING INFORMATION			
Product Code	Wattage	PAR Value	Dimensions (LxWxH)
VLGL-T8-10W600 GROW LIGHT	10W	0.3m: 89, 0.6m: 61, 0.9m: 32	23 3/16" x 1 1/4" x 1 3/8"
VLGL-T8-15W900 GROW LIGHT	15W	0.3m: 85, 0.6m: 58, 0.9m: 27	35 3/16" x 1 1/4" x 1 3/8"
VLGL-T8-20W1200 GROW LIGHT	20W	0.3m: 98, 0.6m: 64, 0.9m: 33	47 3/16" x 1 1/4" x 1 3/8"
VLGL-T8-25W1500 GROW LIGHT	25W	0.3m: 104, 0.6m: 65, 0.9m: 36	59 3/16" x 1 1/4" x 1 3/8"
VLGL-T8-30W1800 GROW LIGHT	30W	0.3m: 116, 0.6m: 71, 0.9m: 40	71 3/16" x 1 1/4" x 1 3/8"
VLGL-T8-40W2400 GROW LIGHT	40W	0.3m: 156, 0.6m: 98, 0.9m: 65	95 3/16" x 1 1/4" x 1 3/8"

**VLGL**

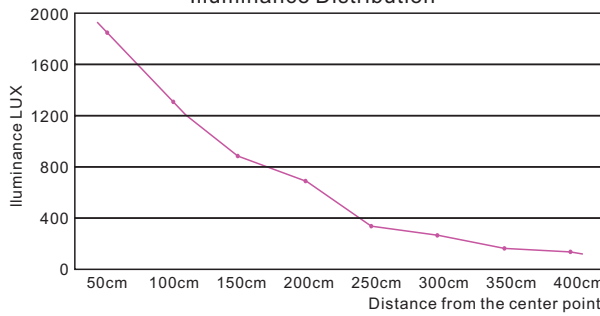
**LED Grow Light - T8 Integrated Strip**

CSA, cUL, cETL, or equal

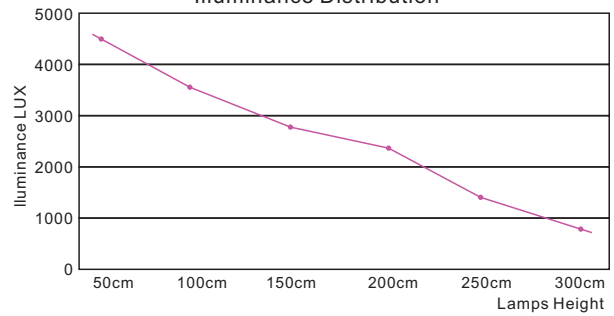
**Optical Parameters**



**Illuminance Distribution**



**Illuminance Distribution**



**Spectrum**



440nm Royal Blue



460nm Blue



525nm Green



625nm Red



660nm Deep Red



730nm Deep Red

Our supplemental spectrum LED lights are perfect for growers who want to supplement their existing lighting system.