

Slide 1

Homicide and Suicide Investigations

Alisha Weber, ME-I

Slide 2

Responsibility

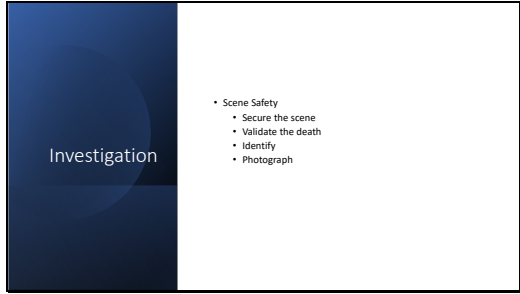
- Jurisdiction
- "Players"
- Sharing and Collecting Data
- Support Agencies
- Death Certificate

Slide 3

Communication

- Notification
- Confidentiality
- Personnel
- Reports and Interviews
- Media

Slide 4



Investigation

- Scene Safety
 - Secure the scene
 - Validate the death
 - Identify
 - Photograph

Slide 5



Investigation

- Physical Exam
- Documenting the Scene
- Being Descriptive
 - Who, What, When, Where, How and Why?
- Collecting Samples
 - Blood, Urine, Vitreous
- Multiple Fatalities

Slide 6



Evidence

- Personal Property
- Evidence
- Chain of Custody
- Analysis of Evidence
- Dignity

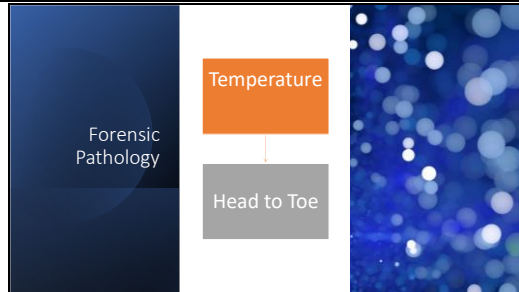
Slide 7



Evidence

- The Unclaimed/Unidentified
- Testify
- Conflicts of Interest
- Safeguard Personal Property
- Professional Image

Slide 8

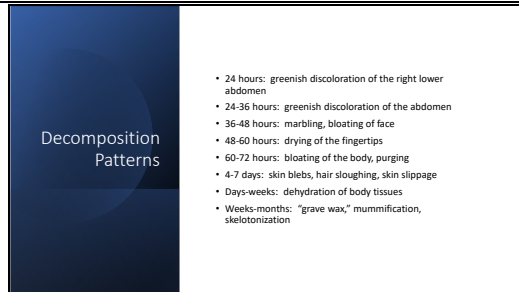


Forensic Pathology

Temperature

Head to Toe

Slide 9



Decomposition Patterns

- 24 hours: greenish discoloration of the right lower abdomen
- 24-36 hours: greenish discoloration of the abdomen
- 36-48 hours: marbling, bloating of face
- 48-60 hours: drying of the fingertips
- 60-72 hours: bloating of the body, purging
- 4-7 days: skin blebs, hair sloughing, skin slippage
- Days-weeks: dehydration of body tissues
- Weeks-months: "grave wax," mummification, skelotonization

Slide 10

Head to Toe

Be systematic every time

Slide 11

Suicide

- What is the intent?
- Is there a history of depression?
- Marital/relationship issues?
- Financial issues?
- Job loss?
- Accusations?
- Previous suicidal ideation?
- Was there a note left? Comparison

Slide 12

Suicide

GSW	Hanging
<ul style="list-style-type: none">• Weapon-manufacturer, model, caliber and type• Spent Bullets• Unspent Bullets• Ejected Cartridges• Serial Number• Inspect for blood, hair or tissue• Source or ownership of weapon• Presence of soot• Place hands in bags	<ul style="list-style-type: none">• Ligature direction• Tongue protruding• Head position• Defensive wounds• Trauma• Petechial hemorrhage• Do not remove the ligature

Slide 13

Suicide

Overdose

- Pill count-do not send pills in with the body. Fill out the ME-7.
- Paraphernalia
- Foam
- Intent

Carbon Monoxide

- Staged
- Carboxyhemoglobin, 40-80%
- Ignition on, gas tank, running, tubing

Slide 14

Suicide

- Sharp Force Injury
 - Don't place anything in the wounds
 - How long and wide was the blade
 - Take pictures of the wounds with measuring tape
 - Hesitation marks
 - Defensive wounds
 - How close is the weapon?

"The Final Exit"

- Was it assisted
- Look in trash
- Look for ligature/furrow markings
- Receipts

Slide 15

Suicide

- Fire
 - Carboxyhemoglobin
 - Trauma
 - Smoke and soot inhalation

Slide 16

Motives for Homicide

- Lust
- Love
- Loathing
- Loot

Slide 17

Homicide

- Some homicides are obvious and some are more "suspicious"
- Treat the "suspicious" death like a homicide
- Be objective with documentation
- Entrance and exit
- GSW documentation
- Has the body been moved?
- Where is the blood in relation to the body? How much?

Slide 18

Homicide

- Describe the blood
 - Dimensions
 - Locations
 - Quantities
- Struggle
- Clothing
- Paper bags

Slide 19

Coping with
Job-Related
Stress

- Recognize
 - Personal stressors that cause anger and hostility
 - Mood swings
 - Behavioral changes
 - Stressors that affect job and domestic life

Slide 20

Coping with
Job-Related
Stress

- Identify
 - Stress relievers
 - Job-related stress debriefing when available
 - Professional assistance
 - Avoid inappropriate methods of coping
