

Available Tests

TEST	I-Portal® NOTC Standard Version	I-Portal® NOTC Professional & Clinical Versions	I-Portal® SVNG-2	I-Portal® SVNG-3
Spontaneous Nystagmus (CPT 92541)	X	X	X	X
Gaze Nystagmus Horizontal and Vertical	X	X	X	
Saccade Horizontal and Vertical	X	X	X	
Full Field Optokinetic (CPT 92544)	X	X	X	
Smooth Pursuit (CPT 92546) Horizontal and Vertical	X	X	X	
Subjective Visual Horizontal and Vertical	X	X	X	
Visual (Suppression, Interaction, Enhancement)	X	X		
Chair Trapezoidal (Step Test)	X	X		
Sinusoidal Harmonic Rotation (Chair Sine) (CPT 92546)	X	X		
Dynamic Unilateral Centrifugation with SVV		X		
Caloric (CPT 92543)			X	X
Positionals (CPT 92542)			X	X
Positioning (Dix-Hallpike)			X	X
Custom (e.g., Torsion Observation and Analysis)	X	X	X	X

Test upgrade options: cHIT (controlled rotation Head Impulse Test); Pulse Step Sine

Note: I-Portal SVNG modules not included in NOTC packages

Support and Training

Service Support

- Web enabled assistance for live, interactive help.
- High quality technical and clinical service team.

Training

- Multiple training offerings including both basic equipment use and research level applications.



128 Gamma Drive
Pittsburgh, PA 15238
(412) 963-6649
www.neuro-kinetics.com



© Neuro Kinetics, Inc. 2018. Twenty patents issued and others pending.
Form L-201-16

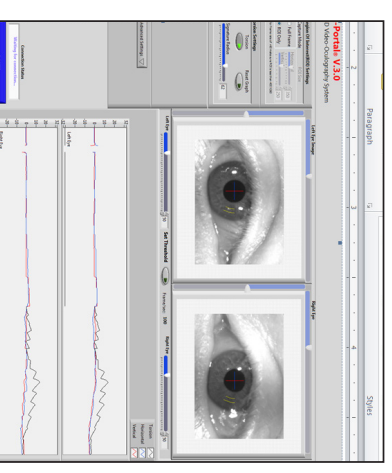
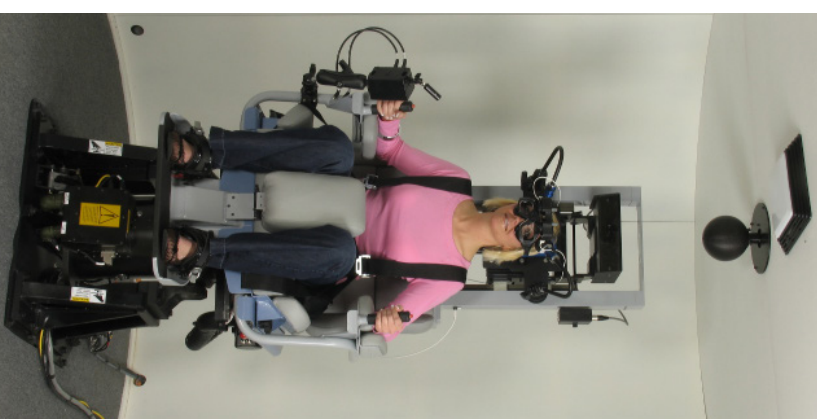


I-Portal® Neuro-Otologic Test Center with VEST™ Operating & Analysis Software

The Science to See More™

Quality Diagnostics Start with Quality Data:

- Full battery of oculomotor tests
- Modular and upgradeable
- Full field OPK
- True smooth pursuit
- Torsional eye data
- Bariatric patients up to 400 lbs.



NOTC Configurations

NOTC Standard

Standard single axis clinical testing system.

- 185 ft. lb. Rotary Motion Stimulus
- Light Tight Enclosure with Patient Monitoring
- Dual Axis Pursuit Tracker™ Oculomotor Stimulus
- Full Field Optokinetic Stimulus
- I-Portal® 100 Hz Binocular VOG Google
- High speed operating computer with flat panel LCDs

NOTC Professional

NOTC Standard plus Dynamic Unilateral Centrifugation and Subjective Visual Vertical and Horizontal tests.

- Dynamic Unilateral Centrifugation separately tests left vs. right otolith function at level of vestibular cortex and otolith-ocular response.
- Dynamic axis eliminates manual setup and maximizes patient comfort.
- Subjective Visual Vertical and Horizontal provide interactive and easy evaluation of utricle function.

NOTC Clinical

NOTC Professional with 365 ft. lb. motor upgrade.

- Accurately test 400 lb. patients in full battery of vestibular motion tests with no weight restrictions on acceleration or frequency.

Options

Eye Tracking

- Binocular/monocular I-Portal Falcon™ goggles, included with all systems, may be upgraded to 250+ Hz. Electro Oculography (EOG) available separately for use with VEST™ software.

Caloric Irrigator

- Air or water with computer controlled temperature, flow rate, and timing.

Annual Software and Service Agreements

- Available at basic and premium levels.

System Hardware

Rotational Chair Assembly

Designed for maximum patient comfort.

- Patented direct drive motor provides accurate patient testing with minimal vibration. US Pat. No. 7,199,471.
- Servo motor control with high resolution encoder creates precise motion profiles.
- Fiber optic slip ring passes noise free eye data.
- Adjustable fore-aft position puts patient on axis for accurate and comfortable testing.

Light Tight Enclosure

Enclosed testing environment isolates patient.

- No visual or sound cues ensure accurate test results.
- Infrared video to monitor patient alertness and comfort
- Hands free intercom provides ear level sound with adjustable amplification for the hearing impaired.

Oculomotor Stimuli

Patent pending Pursuit Tracker™ laser diode system and Optokinetic sphere.

- Pursuit Tracker™ provides true smooth pursuit testing. Independent horizontal and vertical control allows for virtually unlimited test protocols.
- Optokinetic sphere projects full field light pattern required for true OK system evaluation.



I-Portal® Falcon™ 100 Hz VOG Goggle

Patented digital eye tracking with real time analysis.

- Provides 4D tracking: torsional, horizontal, vertical, and pupillometry measurements.
- High frame rate to accurately capture saccades.
- Newer, lighter weight design for exceptional patient comfort and accuracy at high chair frequencies
- Wide range of interpupillary distance (50-75 mm), making it suitable for 99% of the population over age 5.
- Eliminates mechanical adjustment of camera position, permitting easy set up and calibration.

VEST™ Neuro-Otologic Analysis Software

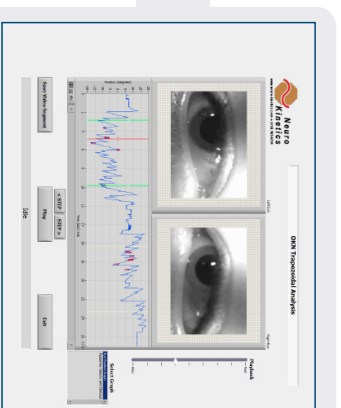
VEST™ neuro-otologic analysis software offers a visual, easy to use interface. All tests are built into one software platform, eliminating the need to learn multiple software packages.

- Clinical utility with research level power to create protocols and custom tests.
- Clinical speed and ease of use for quick patient evaluation and accurate analysis.
- Real time binocular data and stimulus feedback including video image with no lag time.
- Separate examiner and administration privileges with password protection.

New enhancements for VEST™ 7.5.2 and I-Portal® 5 include:

- Platform using single PC with Windows® 7 provides the increased performance and efficiency of the new 64-bit OS.
- New report structure and selection matrix provides an intuitive and enhanced user interface to streamline patient report documentation.
- Video saving and playback now added for NOTC tests with enhanced video compression allowing 10X smaller files.
- Automatic blink detection for faster, easier analysis
- More efficient operator interaction with data, analysis functions and eye visualizations

Video recording and playback with frame by frame control now available for NOTC tests.



New report selection matrix makes it easy to print a summary or select test grouping.

REPORT SELECTION MATRIX			
TEST	GROUP	PRINT	SELECT
Vertical OK	Vertical OK	Print	Select
Horizontal OK	Horizontal OK	Print	Select
Vertical Pursuit	Vertical Pursuit	Print	Select
Horizontal Pursuit	Horizontal Pursuit	Print	Select
Vertical Saccades	Vertical Saccades	Print	Select
Horizontal Saccades	Horizontal Saccades	Print	Select
Vertical VOR	Vertical VOR	Print	Select
Horizontal VOR	Horizontal VOR	Print	Select
Vertical VOT	Vertical VOT	Print	Select
Horizontal VOT	Horizontal VOT	Print	Select
Vertical VOT	Vertical VOT	Print	Select
Horizontal VOT	Horizontal VOT	Print	Select
Vertical VOT	Vertical VOT	Print	Select
Horizontal VOT	Horizontal VOT	Print	Select

New reporting format provides enhanced organization and presentation of patient data.

