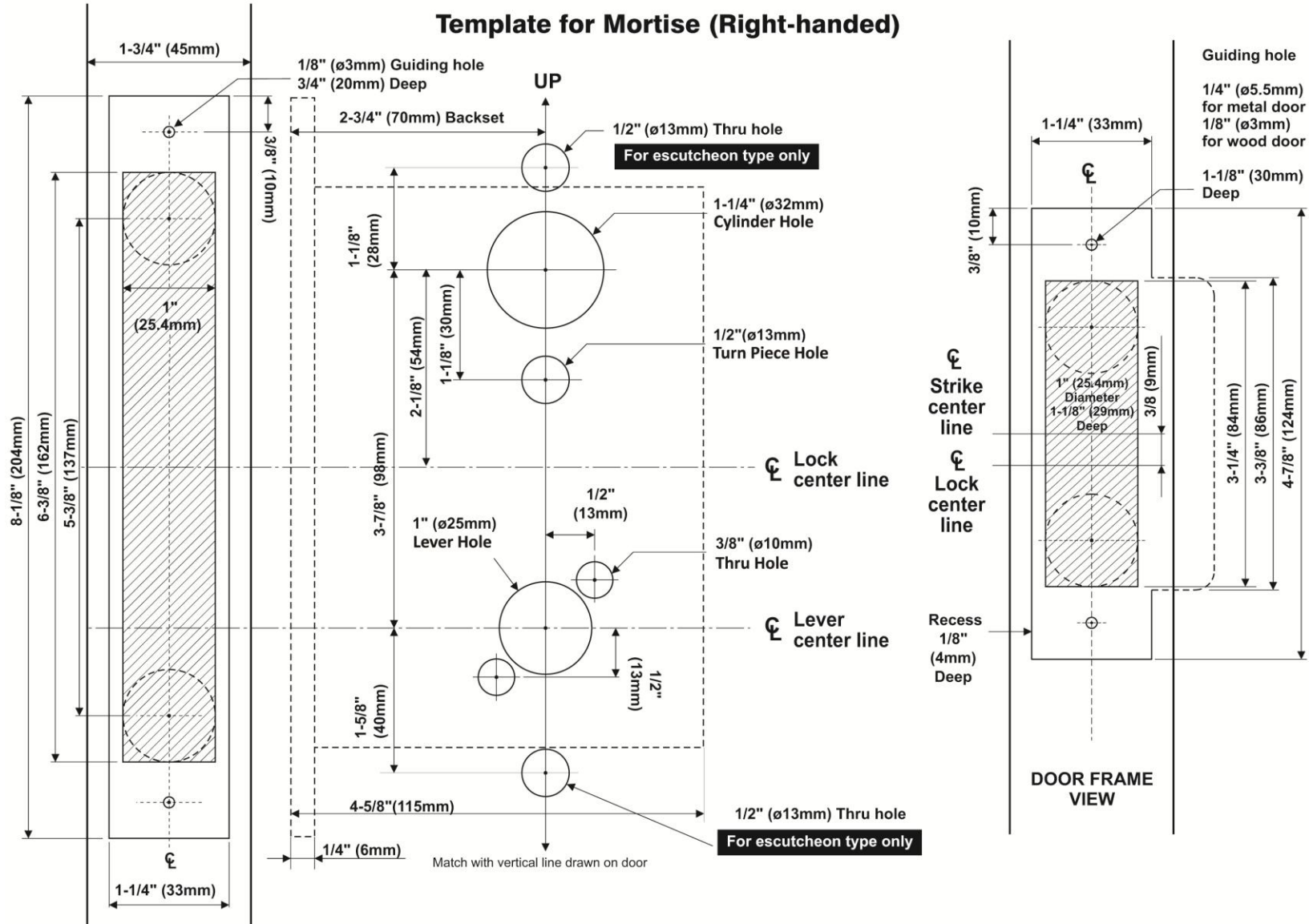




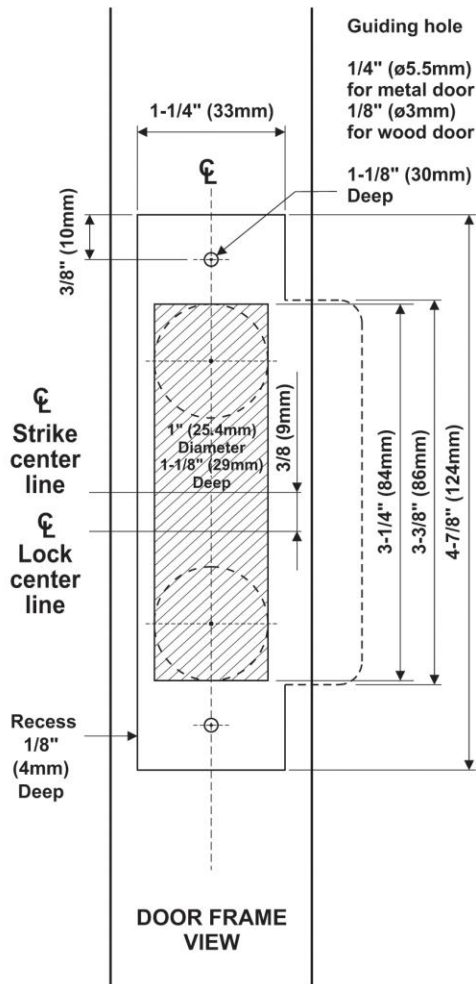
Template – Advantage M Series Mortise Lock  
 For Metal & Wood Doors

Template for Mortise (Right-handed)

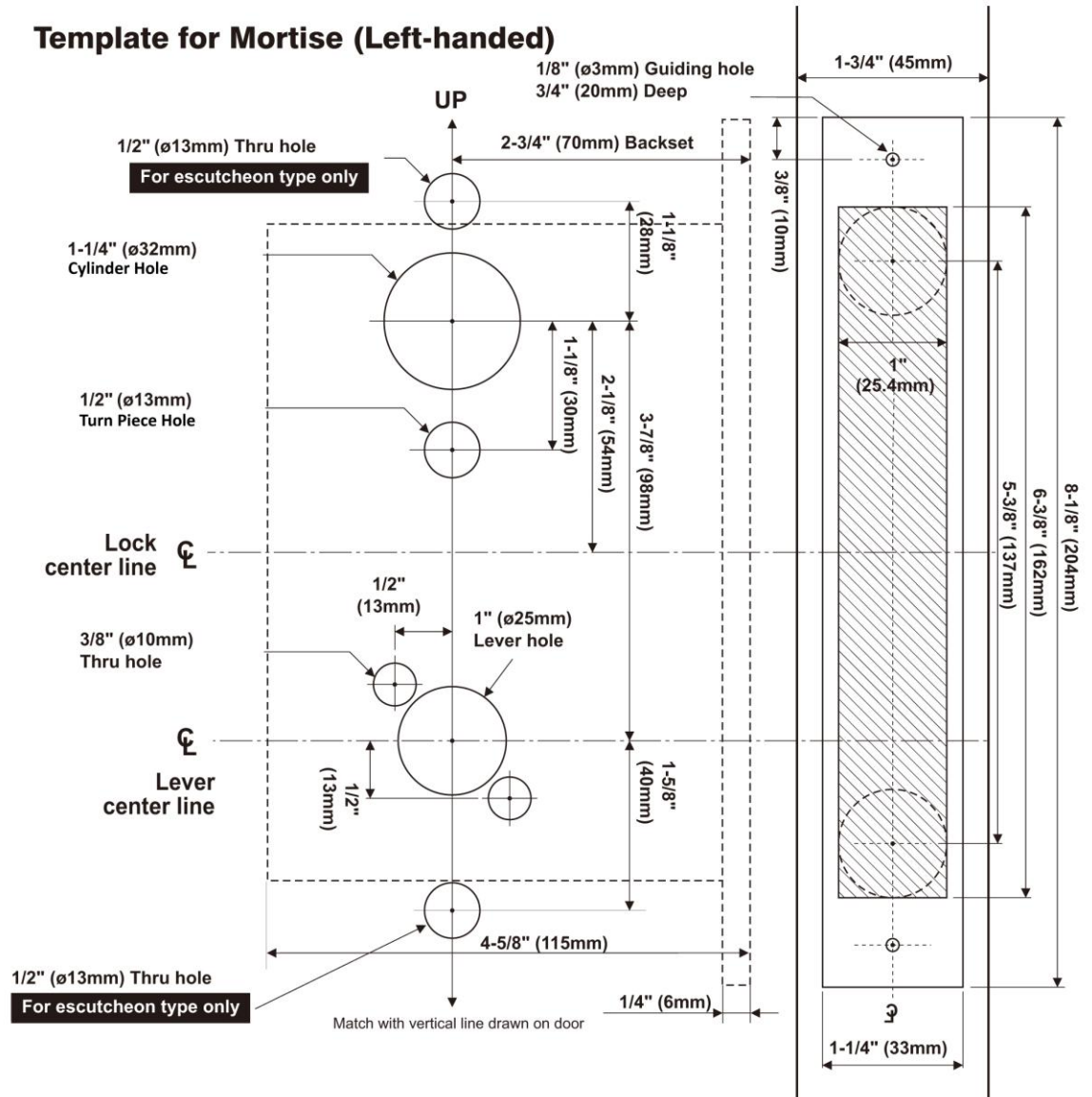




Template – Advantage M Series Mortise Lock  
 For Metal & Wood Doors



**Template for Mortise (Left-handed)**





Philadelphia Hardware Group — [www.philihardware.com](http://www.philihardware.com)  
 6590 Top Gun St., San Diego, CA. 92121 Tel: 800-545-2309 Fax: 800-828-0988

Revision Date: Nov. 2015  
 JU  
 Drawing is not to scale.

Template – Advantage M Series Mortise Lock  
 For Metal & Wood Doors

## CHART FOR DRILLING TRIM HOLES

FUNCTIONS			OUTSIDE			INSIDE			
MORITSE LOCK FUNCTIONS	ANSI	Model No	LEVER HOLE	CYLINDER HOLE	THRU HOLE	LEVER HOLE	CYLINDER HOLE	THRU HOLE	TURN PIECE
Passage	F01	01	●		●	●		●	
Privacy/Bath lock	F02	02	●	●	●	●		●	●
Entrance/Office	F04	04	●	●	●	●		●	
Classroom	F05	05	●	●	●	●		●	
Storeroom	F07	07	●	●	●	●		●	
Apartment/Dormitory	F13	13	●	●	●	●		●	●
Corridor/Dormitory	F13	13A	●	●	●	●		●	●
Store Door	F14	14	●	●	●	●	●	●	
Dead Lock - Double Cylinder	F16	16		●			●		
Dead Lock - Cylinder x Thumbturn	F17	17		●					●
Dead Lock - Single Cylinder	F18	18		●					
Privacy	F19	19	●	●	●	●		●	●
Entrance	F20	20	●	●	●	●		●	●
Dormitory/Bedroom Lock	F21	21	●	●	●	●		●	●
Bath/Bedroom Lock	F22	22	●	●	●	●		●	●
Confidential Room	F30	30	●	●	●	●	●	●	
Intruder Latch Bolt	F32	32	●	●	●	●	●	●	