




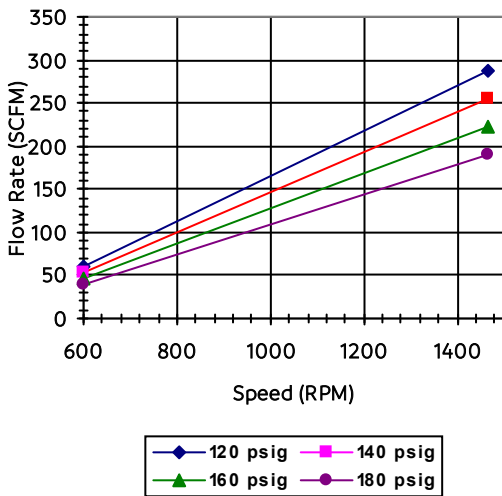
2540 West Everett Street
 Appleton, WI 54914 USA
 P: 920-574-2651
www.ro-flo.com



Model HP7

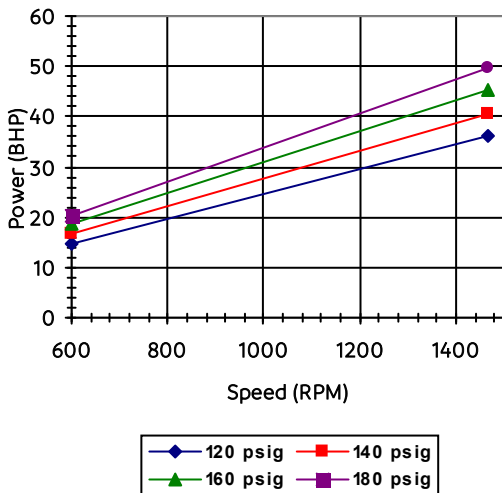
Product Data Sheet

GENERAL PERFORMANCE



TECHNICAL DATA

Inlet Connection.....	3" ANSI Class 150 Flat Face Flange
Discharge Connection.....	2" ANSI Class 150 Flat Face Flange
Operating Speed Range.....	600 RPM - 1465 RPM
Maximum Allowable Working Pressure.....	200 psig (1379 kPag)
Casing Hydrostatic Test Pressure.....	Minimum of 1.5X MAWP
Maximum Allowable Operating Temp.....	350 °F (177 °C)
Shaft Seal.....	Single face or double opposed
Bearings.....	Custom designed, heavy duty roller bearing
Lubrication.....	Once through oil injection - 7 points (lubrication system provided by others)
Drive Type.....	Direct couple or belt drive, suitable for VFD
Shaft End.....	Ø 1.875 inches (47.62 mm) at coupling
Vibration.....	Typical vertical or horizontal overall vibration velocity amplitude is approximately 0.4 in./sec. peak
Approximate Compressor Weight.....	495 lbs. (225 kg)



MATERIALS OF CONSTRUCTION

Casing (cylinder heads).....	Ductile Iron ASTM A395 60-40-18 (NACE MR0175-2015 compliant)
Rotor.....	Single Piece AISI 1144
Vanes.....	Laminated kevlar cloth in a phenolic resin
Bearings.....	Steel cage, alloy steel rollers and races (no yellow metals)
Gaskets.....	Neoprene (Viton available)
O-rings.....	Buna (Viton available)
Seals.....	Options available
Studs.....	ASTM A193 B7
Seal Rings.....	PTFE based material
Dowel Pins.....	ASME B18.8.2
Finish.....	Two part epoxy paint

Curve based on gas with S.G. 0.65, Ts = 80 °F, Ps = 50 psig

For more product information, including General Arrangement Drawings, please refer to our website: