

Custom Made Aluminium Slatted Screens and Gates



Slatted Panels

Simply provide your measurements and we will cut to size and assemble ready for your installation



Slatted Gates

- Low maintenance product
- No welding or screwing each slat
- Custom Made Screens and Gates

Extensive Range of Finishes

TIMBER IMAGE



POWDERCOAT COLOURS



SLATTED SCREENS

The Blitz Screening solution offers an extensive range of products that will provide you the screening, gate or privacy solution that you require. The dynamic aluminium screening and shading solution is ideal between pillars or posts.

Australian designed & patented system with product made in Australia

Slats simply push into the precision machined patented side frames and are held in position: No need to weld or screw together! The innovative frame is designed to grip each slat to ensure a solid and rattle free panel without the need for welding or screws

The Xpressscreen system can be installed using U channel or F channel against posts or walls

Features

- Complete slat screening system including panels and gates with matching caps and accessories
- Patented framing system for panels and gates allow installation without welding, riveting or screwing off every slat. 9mm or 20mm slat spacing with 65x16.5mm slats
- Genuine Australian Interpon powder coat in 5 popular colour finishes - Black, monument, woodland grey, silver and surfmist - all in stock at the absolute best prices!
- Quick and easy assembly saves you time and money
- Xpresscreens available in long lengths or cut to size and flat packed panels and gates

HINGED GATES

The patented Xpressscreen system provides a quick and easy way to make cut to size gates without the need for welding

There is no longer a need to weld gates as a select number of screw fluted 'gate slats' are used top, middle and bottom with the balance of standard slats simply pushed into the patented side frames.

The patented revolutionized gate utilizes screw fluted 65x16.5mm slats in conjunction with the 40x45mm patented gate side frames. The screw fixings into the 'gate blades' are hidden by a side snap-in gate insert. A heavy duty rail option is available for wider gates.

The system is suitable for pedestrian and double gates with a range of gate hinges and latches available depending on the type of gate and required functionality

Non-weld lock box

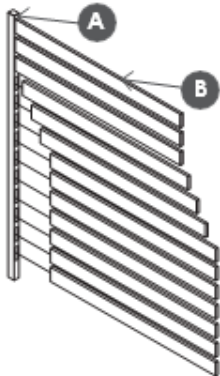
An industry first patented lock box system for the Slatted Screen Gate system. The lockbox is screwed into place using the gate side frame and locked into place.

Phone: (07) 5493 9779

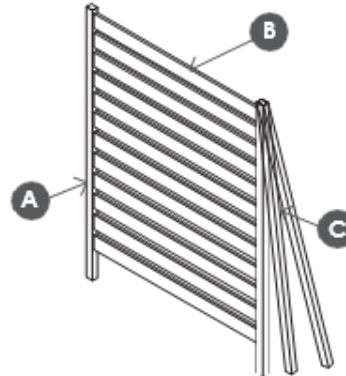
Fax: (07) 3319 7373

Email: admin@blitzglass.com.au

www.blitzglass.com.au

SIMPLE PUSH TOGETHER SYSTEM

A - MACHINED FRAME
B - SLAT
C - MACHINED FRAME



Step 1 - Place machined frame on flat surface. Make sure surface is protected from scratching. Insert Slats into machined holes in the frame.

Step 2 - One at a time, push the slats down until they engage the lower tension leg of the frame. If necessary tap the ends of the slats with a rubber mallet to make sure slats are in as far as they can go.

Step 3 - Starting from the left side, feed the slats one at a time into the frame. Slowly rotate the frame and engage the other slats one at a time until they are all inserted

Step 4 - When all slats are engaged, push down hard along the length of the frame. Top the edge of the frame along its length until the tension legs are fully engaged around the slats.

Phone: (07) 5493 9779

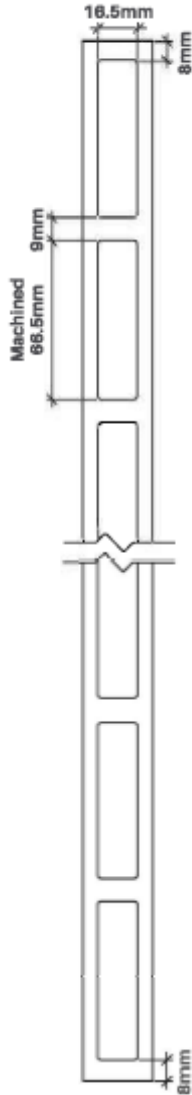
Fax: (07) 3319 7373

Email: admin@blitzglass.com.au

www.blitzglass.com.au

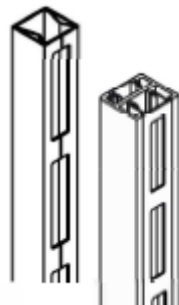
Screening Extrusion Spacings

Xpresscreens 9mm spacing

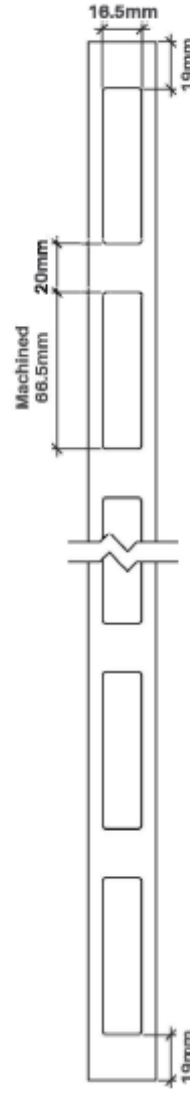


Height	# Blades
309mm	4
384mm	5
458mm	6
533mm	7
607mm	8
682mm	9
756mm	10
831mm	11
905mm	12
980mm	13
1054mm	14
1129mm	15
1203mm	16
1278mm	17
1352mm	18
1427mm	19
1501mm	20
1576mm	21
1650mm	22
1725mm	23
1799mm	24
1874mm	25
1948mm	26
2023mm	27
2097mm	28
2172mm	29
2246mm	30
2321mm	31
2395mm	32
2470mm	33
2544mm	34
2619mm	35
2693mm	36
2768mm	37
2842mm	38
2917mm	39
2991mm	40
3066mm	41
3140mm	42

*Advised heights include 3mm thick top cap

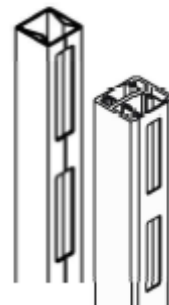


Xpresscreens 20mm spacing



Height	# Blades
369mm	4
456mm	5
542mm	6
629mm	7
715mm	8
802mm	9
888mm	10
975mm	11
1061mm	12
1148mm	13
1234mm	14
1321mm	15
1407mm	16
1494mm	17
1580mm	18
1667mm	19
1753mm	20
1840mm	21
1926mm	22
2013mm	23
2099mm	24
2186mm	25
2272mm	26
2359mm	27
2445mm	28
2532mm	29
2618mm	30
2705mm	31
2791mm	32
2878mm	33
2964mm	34
3051mm	35
3137mm	36
3224mm	37
3310mm	38
3397mm	39
3483mm	40
3570mm	41
3656mm	42

*Advised heights include 3mm thick top cap



Phone: (07) 5493 9779

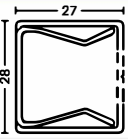
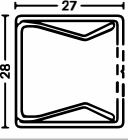
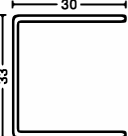

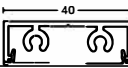
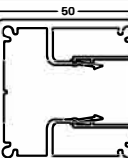
Fax: (07) 3319 7373

Email: admin@blitzglass.com.au

www.blitzglass.com.au



Blitz Screening

Blitz Screen Extrusions

Profile	Description	Length	Code	Colours
	28mm x 27mm patented side frame slotted with 9mm space	5800mm	XP-5800-SF09	B, G, M, S, SM, MN
	28mm x 27mm patented side frame slotted with 20mm space	5800mm	XP-5800-SF20	B, G, M, S, SM, MN
	33mm x 30mm U channel	5800mm	XP-5800-U	B, G, M, S, SM, MN
	48mm x 32mm F section	5800mm	XP-5800-F	B, G, M, S, SM, MN
	40mm x 14mm slimline centre support rail with concealed fixing cover* (supplied as 2 parts nested together)	5800mm	XP-5800-CSR	B, G, M, S, SM, MN
	50x50mm patented heavy duty side frame with 9mm or 20mm space	5800mm	XP-5800-HDSF09 OR XP-5800-HDSF20	M



Important note: Xpress Screen side frames are manufactured to suit the XpressScreen slats which are 65x16.5mm. Slat from other suppliers may be 65x16mm which may not be compatible having regard to extrusion tolerances. If using other supplier's slat, please do so at own risk.

Blitz Screen Accessories







 <p>Side frame cap UV stabilised nylon Colours: B, G, S, SM, MN Order Code: XP-SFC <i>Suits Xpressscreen side frames</i></p>	 <p>Centre support rail cap UV stabilised nylon Colours: B, G, S, SM, MN Order Code: XP-CSRC <i>Suits Xpressscreen centre support rail</i></p>	 <p>Centre support rail top/bottom plate Aluminium Colours: B, G, M, S, SM, MN Order Code: XP-BTP <i>Used to brace off centre support rail top and/or bottom if needed</i></p>
 <p>Self drilling wafer head screw - 100pk Colours: B, G, S, M, SM, MN Order Code: XP-SCREWS <i>Use to fix off side frames with U or F section</i></p>	 <p>Slat comb Order Code: XP-TOOL-09 (9mm) XP-TOOL-20 (20mm) <i>Assists with lining up slat for quick side frame assembly</i></p>	

Blitz Screening

Blitz Screening Posts

Profile	Description	Length	Code	Colours
	50mm x 50mm full post (2400mm post comes with FREE aluminium flat top cap)	2400mm or 6000mm	XP-2400-FP XP-6000-FP	B, G, M, S, SM, MN
	65mm x 65mm heavy duty full post with 3mm wall thickness (2400mm post comes with FREE aluminium flat top cap)	2400mm or 6000mm	XP-2400-65HD XP-6000-65HD	B, G, M, S, SM, MN

Post Accessories

 <p>Dress ring Aluminium 100x100mm Colours: B, G, M, S, SM, MN Order Code: XP-DR <i>Suits 50x50mm post</i></p>	 <p>Flat top plate Aluminium Colours: B, G, M, S, SM, MN Order Code: XP-TP <i>Suits 50x50mm post Press in fitting</i></p>	 <p>Base plate set Aluminium 100x100mm BP Includes 4x 12Gx75mm CSK screws Colours: B, G, M, S, SM, MN Order Code: XP-BP-SET <i>Suits 50x50mm post</i></p>
 <p>Dress ring Aluminium 115x115mm Colours: B, G, M, S, SM, MN Order Code: XP-65DR <i>Suits 65x65mm post</i></p>	 <p>Flat top plate Aluminium Colours: B, G, M, S, SM, MN Order Code: XP-65TP <i>Suits 65x65mm post Press in fitting</i></p>	 <p>Base plate set Aluminium 115x100mm BP Includes 4x 12Gx75mm CSK screws Colours: B, G, M, S, SM, MN Order Code: XP-65BP-SET <i>Suits 65x65mm post</i></p>

Blitz Screening

Other Screening Accessories



40mm x 20mm side frame mounting arm
Aluminium
200mm long - 2x 100x26mm welded plates
Colours:
B, G, M, S, SM, MN
Order Code:
XP-ARMSF



40mm x 20mm centre support rail mounting arm
Aluminium
192mm long - 2x 100x40mm welded plates (1x vert., 1x horiz.)
SUITS XPRESSCREEN ONLY
Colours:
B, G, M, S, SM, MN
Order Code:
XP-ARMCSR



Slat end cap
UV stabilised nylon
Available in **Black or Silver**
Order Code:
XP-SLATCAP-B
XP-SLATCAP-S
Suits all 65x16.5mm slats except gate slat



Slat comb
Plastic
Order Code:
XP-TOOL-09 (9mm)
XP-TOOL-20 (20mm)
Assists with lining up slat for quick side frame assembly
Exact spacing for slat alignment



Touch up paint
Colours:
B, G, S, SM, MN
Order Code:
PAINT