

LED Full Cut-Off Wall Pack

Description:

Light up your outdoor area with Etrenzik's LED Full Cut-Off Wall Pack. It is a high efficient lighting solution that provides a long-lasting and energy-saving. The rugged housing offers advanced thermal management and protection against outdoor environments without compromising aesthetics.



Optional:

- ETL/cETL/DLC premium certificate.
- Easy installation.
- Wet location rated IP65.
- Durable die-cast aluminum housing.
- Photocell and motion sensor options.
- UV-resistant polycarbonate refractor lens.
- Emergency power 4W & operating time 1.5 hours.
- Type III distribution optics standard/Other optics available by request.



Applications:

Outdoor wall-mount applications: building facade, commercial, industrial, retail, hospitality buildings that demand long service life and low maintenance.



Parameters:



Model No.	EWPF1-30CS	40CS	50CS	60CS	80CS	100CS	120CS
Input Power	30W	40W	50W	60W	80W	100W	120W
Lumen	3900lm	5200lm	6500lm	7800lm	10400lm	13000lm	15600lm
Efficacy	130LM/W (±10%)						
Input voltage	120-277VAC/120-347VAC						
Color Temperature	4000K/5000K/5700K						
THD	<20%						
Surge Protection	L-N: 2KV L/N-PE: 4KV						
LED Brand	Lumileds						
LED Type	3030						
LED QTY	48pcs	48pcs	64pcs	72pcs	96pcs	112pcs	140pcs
Viewing Angle	Type III						
Operating Temperature	-22°F to 113°F (-30°C to +45°C)						
Operating Humidity	RH<90%						
Storage Temperature	-40°F to 158°F (-40°C to +70°C)						
Storage Humidity	RH<95%						
Color Rendering Index	Ra>70						
IP Rating	IP65						
Power Factor	≥0.90						
Frequency	50/60Hz						
Certification	cETL/ETL/DLC Premium						
Housing	Die-cast Aluminum						
Finish	Black/Bronze/Customized (Optional)						
Driver Brand	Weipeng						
Additional function	0-10V / 1-10V / CCT Selectable/Power Switchable/ Photocell/Microwave Motion Sensor						
Life Time	L70 @ 50,000Hrs						
Warranty	5 Years						

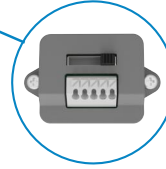
Features:

Photocell sensor optional.

Great heat dissipation, light weight, cost-effective and low transportation cost.

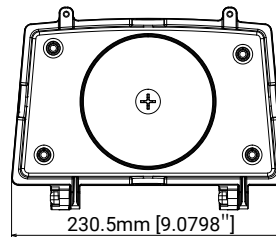
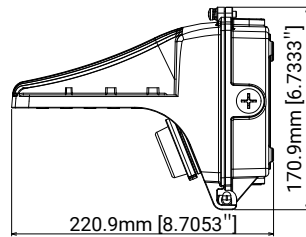


Plug and play Microwave Motion Sensor

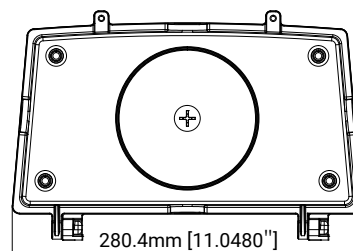
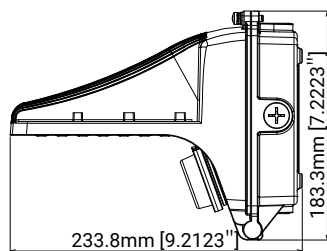


DIP switch, lower inventory risk
1. CCT Selectable:
 3000K 4000K 5000K Available
2. Power Switchable:
 25% 50% 75% 100% Changeable

Product Dimensions:



30-60W(120-277VAC&120-347VAC) / 80W(120-277VAC)



80W(120-347VAC) / 100-120W(120-277VAC&120-347VAC)

Packaging:



Model	Volts	Product Dimension (mm&inch)	Product Weight (Kg)		Carton Size (mm&inch)	Qty/ CTN	20GP	40HQ		
			N.W/pc	G.W/pc						
EWPFC1-30CS	120-277V	L231*W221*H171mm 9"*8.7"*6.7"	1.5	2	L260*W200*H265mm 10.24"*7.87"*10.24"	1	2000PCS	4857PCS		
EWPFC1-40CS			1.55	2.05		1				
EWPFC1-50CS			1.6	2.1		1				
EWPFC1-60CS			1.6	2.1		1				
EWPFC1-80CS			1.6	2.1		1				
EWPFC1-100CS		L281*W234*H183mm 11"*9"*7"	2.6	3.1	L310*W215*H275mm 12.2"*8.46"*10.83"	1			1556PCS	3778PCS
EWPFC1-120CS			2.7	3.2		1				
EWPFC1-30CSH	120-347V	L231*W221*H171mm 9"*8.7"*6.7"	1.6	2.1	L260*W200*H265mm 10.24"*7.87"*10.24"	1	2000PCS	4857PCS		
EWPFC1-40CSH			1.65	2.15		1				
EWPFC1-50CSH			1.75	2.25		1				
EWPFC1-60CSH			1.8	2.3		1				
EWPFC1-80CSH		L281*W234*H183mm 11"*9"*7"	2.6	3.1	L310*W215*H275mm 12.2"*8.46"*10.83"	1	1556PCS	3778PCS		
EWPFC1-100CSH			2.7	3.2		1				
EWPFC1-120CSH			3	3.5		1				