

Slim Shoebox

240W-300W

APPLICATIONS ///

Street Lighting, Parking Lots, Service Departments, Tunnels, Service Stations...

FEATURES ///

An industry leading design with the combination of the superior thermal conductivity of an extrusion heat sink with a ventilated housing.

Etrenzik's superior sleek design is not only appealing to the eye, but reduces wind pressure on the fixture, allowing for a much wider range of possible applications.

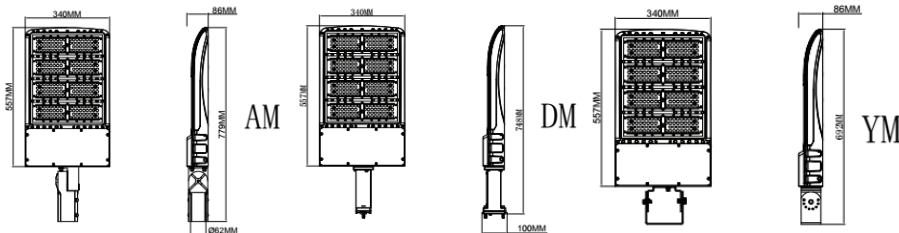

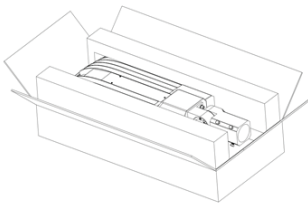
Vented powder-coated housing for protection while fresh air plenum provides lowest in class LED array and power supply operating temperatures. Built in photocell option for dusk to dawn environments as well as dimming for full control requirements. Ask your representative today!



Mounting Options ///

Standard Mounting Option

- Standard 2-1/2" slip fitter
- Standard Bolt Arms
- Standard Yoke Mount



Product Dimensions	Carton Weight
30.7" L x 13.4" D x 3.4" H	26.45 lbs.

Ordering Information

Example - EPL300-1C357AM1

Manufacturer	Model	Wattage	Input Voltage	Lumens	Color	Mount	Controls
Etrenzik	E Pole Light PL	240W 240	120-277V 1	34,000 C3	5700K 57	Adjustable Mount AM	Photocell 1
		300W 300	200-480V 2	42,000 C4	5000K 50	Direct Mount DM	Motion Sensor 2
					4000K 40	Yoke Mount YM	
					3500K 35		
					3000K 30		

CONTACT

Etrenzik LED, Inc.
 (866) 267-7047 office • (678) 807-1900 Fax
 Info@etrenzik.com

169 Creamer Drive
 Alpharetta, GA 30004
 www.etrenzikLED.com / www.etrenzik.com