

Winter Life Survey



Part A - Winter Attitudes and Behavior

1A. Complete the sentence: Winter in... is _____

2A. Complete the sentence: Winter in ... would be better if _____

3A. How would you describe your overall attitude towards winter?



Very Negative



Negative



Neutral



Positive



Very Positive

4A. How much time do you spend outdoors during the winter compared to the rest of the year?

More

Same

Less

5A. Do you experience feelings of isolation or a lack of contact with friends and family in winter?

Yes

Somewhat

No

6A. What, if anything, makes it challenging for you to get outdoors and be active in the winter?

7A. What outdoor activities have you taken part in over the last 12 months in Eau Claire?

Winter walking

Skating at an outdoor rink or lake

Sledding

Cross-country skiing

Snowmobiling

Downhill skiing/snowboarding

Snowshoeing

Snow biking

Winter running

Hut trip

Attending a winter outdoor festival or event

Playing in the snow

Ice fishing

Ice climbing

Dog sledding/joring

Other: _____

Part B - Built Environment

1B. How would you rate the safety and accessibility of sidewalks in the winter?



Very Poor



Poor



Neutral








Good



Very Good

2B. Are there any areas or sidewalks that are especially challenging?

3B. How would you rate the maintenance and accessibility of parks in the winter?

-  Very Poor  Poor  Neutral  Good  Very Good

4B. Walking, biking, and taking public transit in winter would be easier if there was more: (Select two)

- Clearing of sidewalks
- Clearing of bike lanes/tracks
- Lighting
- Weather protection (i.e awnings)
- Trees and Lanscaping
- Bus shelters

5B. Visiting parks in winter would be better if there was/were more: (Select two)

- Activities/events
- Places to warm up
- Places to play and/or exercise
- Lighting
- Art installations
- Seating/benches
- Other, please specify _____

Part C – Demographics

1C. Which of the following gender identities most closely represents you?

- Female
- Male
- Transgender
- Non-conforming
- Not listed, please specify _____
- Prefer not to answer

2C. Which category below best describes your age?

- Child
- Teen
- Young adult
- Adult
- Senior

3C. Do you identify as? (Check all that apply)

- White
- Black or African-American
- Latin American Descent/Latinx
- Asian
- Indigenous, American Indian, or Alaska Native
- Native Hawaiian or other Pacific Islander
- From multiple races
- Other race, please specify: _____
- Prefer not to answer

4C. What neighborhood do you live in? Please specify _____