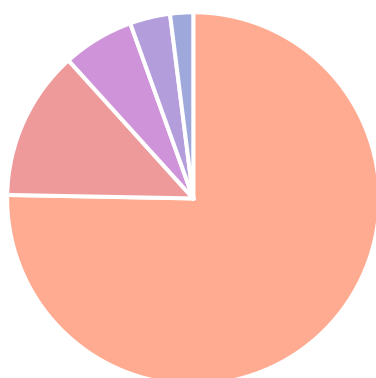


## Asset Class



● Equity	75.30%	● Bonds	13.00%
● Alternatives	6.20%	● Cash	3.50%
● Gold	2.00%		

## Objectives And Policy

The Portfolio aims to provide capital growth and income by investing in a diversified range of assets and markets worldwide. The Portfolio is benchmarked against the Investment Association Mixed Investment 40-85% Shares sector. The Portfolio will hold between 40% and 85% in equities and normally will have a volatility relative to the UK equity market of between 50% and 75%.

The Portfolio may invest up to 100% of its assets in collective investment schemes, exchange traded funds, closed ended investment schemes and real estate investment trusts, which themselves invest worldwide in any of the following: equities; bonds; and alternative assets. Alternative assets may include funds that use absolute return strategies or funds that invest in real estate, commodities or private equity. The Portfolio may also invest directly in equities, bonds and warrants, and hold cash. The Portfolio may use derivatives with the aim of reducing risk or managing the fund more efficiently.

## Portfolio Performance

Time Period*	1m	3m	6m	1yr	3yr	inception**
ASPIM Growth 8	2.62%	4.74%	4.89%	1.69%	8%	11.05%
IA Mixed Investment 40-85% Shares	2.32%	4.02%	3.01%	1.12%	9.01%	10.15%

\*Cumulative returns

\*\*Inception date: 2nd June 2017

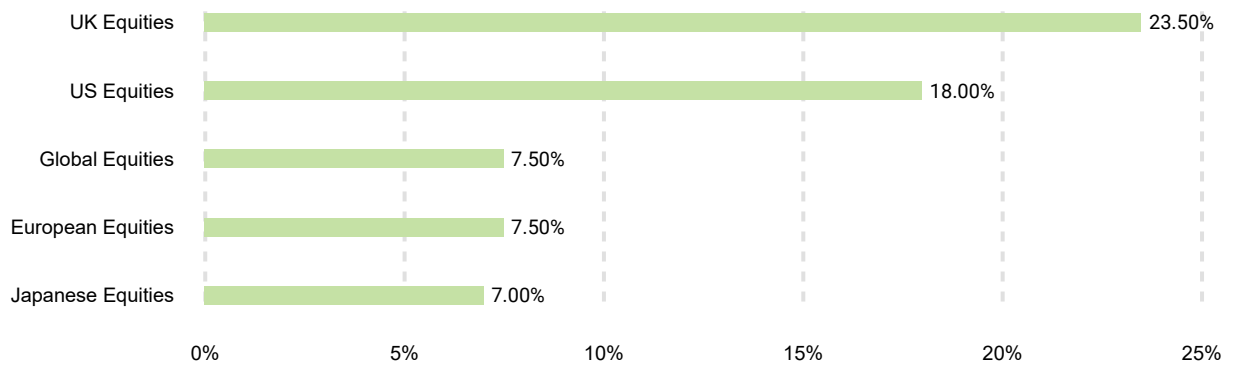
## Portfolio Characteristics

Benchmark	IA Mixed Investment 40-85% Shares
Annualised Benchmark Volatility	7.17%
Annualised Portfolio Volatility	10.00%
Ongoing Costs*	0.89%
Historical Yield	1.92%
Total Number of Holdings (ex cash)	27

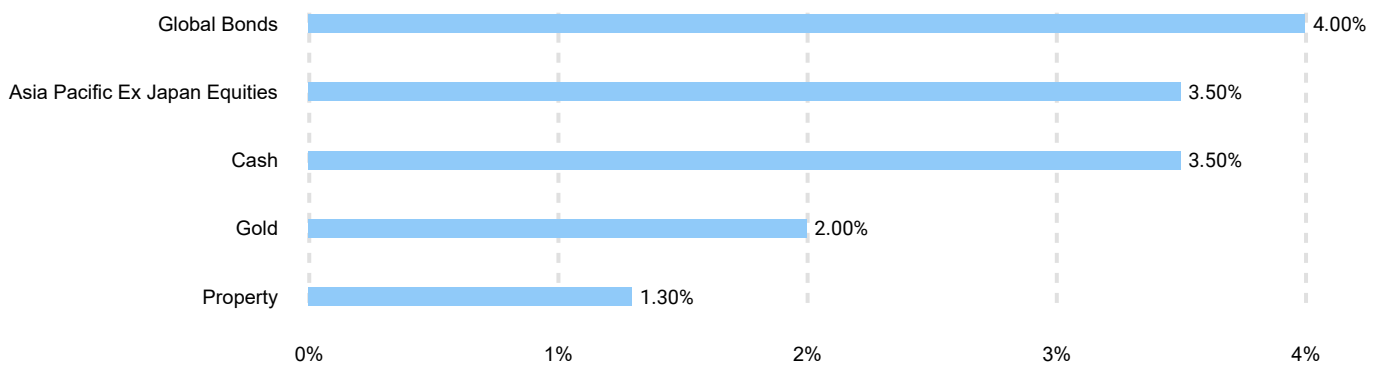
## Top 10 Holdings By Weight %

Jupiter Japan Income	7.00%
Fidelity Index US	6.00%
Artemis US Extended Alpha	6.00%
Brown Advisory US Flexible Equity	6.00%
Man GLG UK Income	5.90%
Ninety One UK Equity Income	4.70%
Liontrust Special Situations	4.70%
HSBC FTSE All Share Index	4.70%
Liontrust Global Equity	4.00%
Vanguard Global Short-Term Bond Index	4.00%

## Top 5 Weights By Asset



## Bottom 5 Weights By Asset



## Top 10 Performance Contributors Over 1 Year

Investment	Contribution
Brown Advisory US Flexible Equity	0.42%
Fidelity Index US	0.34%
Artemis US Extended Alpha	0.32%
Liontrust Global Equity	0.30%
Schroder Asian Alpha Plus	0.26%
Liontrust Special Situations	0.23%
BlackRock Emerging Markets	0.16%
ASI UK Smaller Companies	0.13%
Merian UK Mid Cap	0.11%
Sanlam Multi Strategy	0.11%

# ASPIM Growth 8

31st August 2020

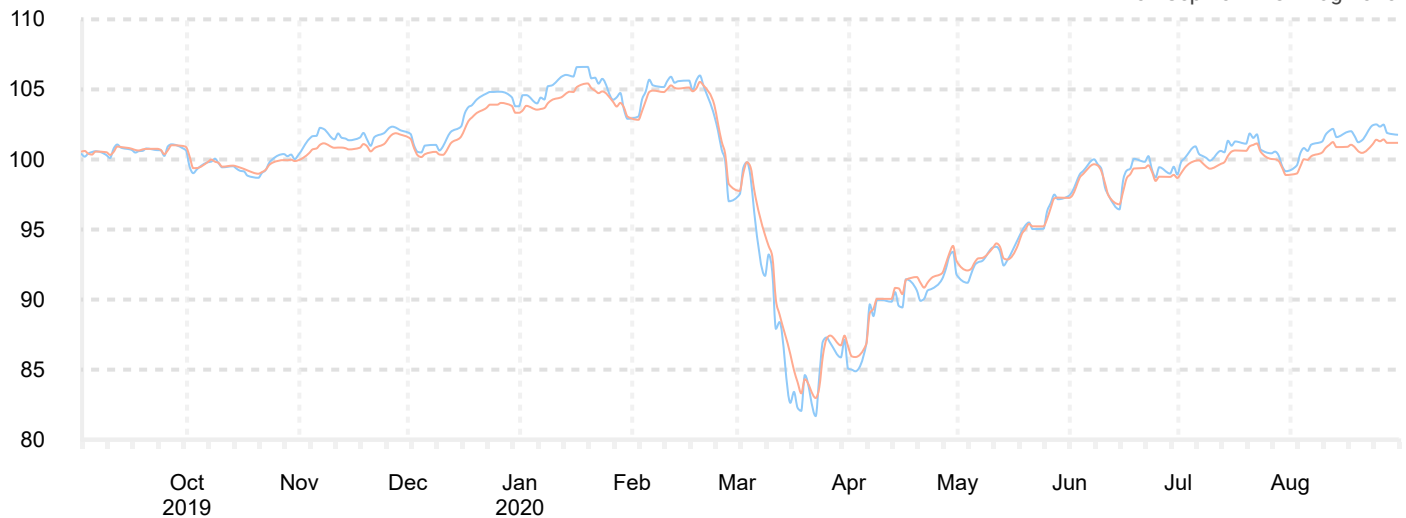
# Albemarle

STREET PARTNERS

## Growth - Over 1 Year

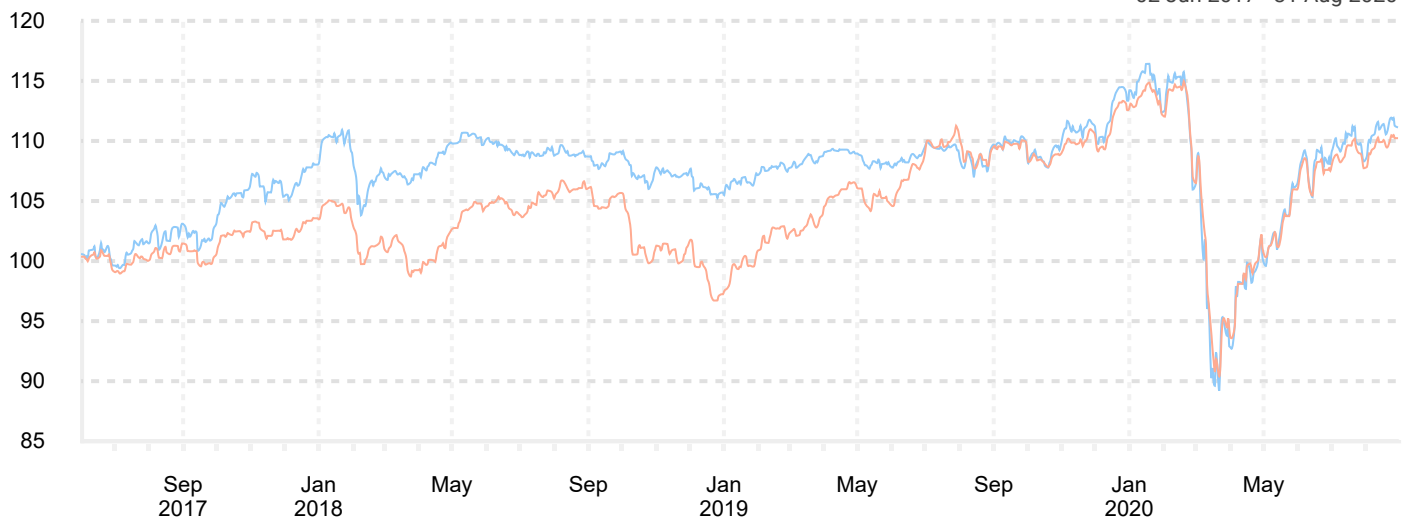
● ASPIM Growth 8 ● IA Mixed Investment 40-85% Shares

02 Sep 2019 - 31 Aug 2020



## Growth - From Inception

02 Jun 2017 - 31 Aug 2020



© 2020 ASPIM All Rights Reserved.

The ongoing cost figure represents the cost of the management of the portfolio including underlying fund ongoing charges, estimated transaction costs and discretionary management charge including VAT. The source of this data is FE Analytics. Fund performance is calculated bid to bid net of all charges with income reinvested at the payment date (Source: Bloomberg/Collidr).

Past performance is not a guide to future performance. The value of investments and any income from them can fall and you may get back less than you invested. (1) The information, data, analyses, and opinions contained herein (2) include the proprietary information of Albemarle Street Partners, (3) may not be copied or redistributed without prior permission (4) do not constitute investment advice offered by Albemarle Street Partners or any associated parties (5) are provided solely for informational purposes and therefore are not an offer to buy or sell a security, and (6) are not warranted to be correct, complete, or accurate.

Albemarle Street Partners shall not be responsible for any trading decisions, damages, or other losses resulting from, or related to, this information, data, analyses, or opinions or their use. (7) is intended for use by professional investors only. (8) ©Albemarle Street Partners 2019. All rights reserved. Albemarle Street Partners is a trading name of Atlantic House Fund Management LLP, which is authorised and regulated by the Financial Conduct Authority ("FCA"). FCA Number: 58630