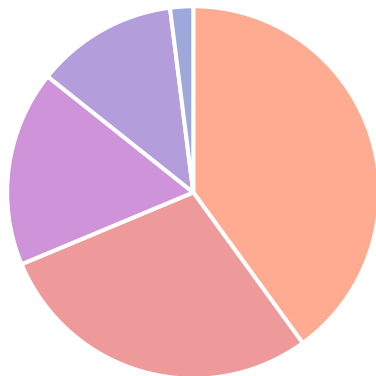


Asset Class



● Bonds	40.00%	● Equity	28.70%
● Cash	17.00%	● Alternatives	12.30%
● Gold	2.00%		

Portfolio Characteristics

Benchmark	IA Mixed Investment 0-35% Shares
Annualised Benchmark Volatility	3.39%
Annualised Portfolio Volatility	4.49%
Ongoing Costs*	0.76%
Historical Yield	1.35%
Total Number of Holdings (ex cash)	24

Objectives And Policy

The Portfolio aims to provide capital growth and income by investing in a diversified range of assets and markets worldwide. The Portfolio is benchmarked against the Investment Association Mixed Investment 0-35% Shares sector. The Portfolio will not hold more than 35% in equities and normally will have a volatility relative to the UK equity market of between 20% and 40%.

The Portfolio may invest up to 100% of its assets in collective investment schemes, exchange traded funds, closed ended investment schemes and real estate investment trusts, which themselves invest worldwide in any of the following: equities; bonds; and alternative assets. Alternative assets may include funds that use absolute return strategies or funds that invest in real estate, commodities or private equity. The Portfolio may also invest directly in equities, bonds and warrants, and hold cash. The Portfolio may use derivatives with the aim of reducing risk or managing the fund more efficiently.

Top 10 Holdings By Weight %

Royal London Short Term Money Market	16.00%
Vanguard Global Short-Term Bond Index	11.00%
Allianz Gilt Yield	9.50%
Sanlam Multi Strategy	5.25%
SVS Church House Tenax Absolute Return Strategies	5.25%
Allianz Strategic Bond	5.00%
Janus Henderson Strategic Bond	5.00%
L&G All Stocks Gilt Index Trust	4.75%
iShares UK Gilts All Stocks Index (UK)	4.75%
Artemis US Extended Alpha	3.50%

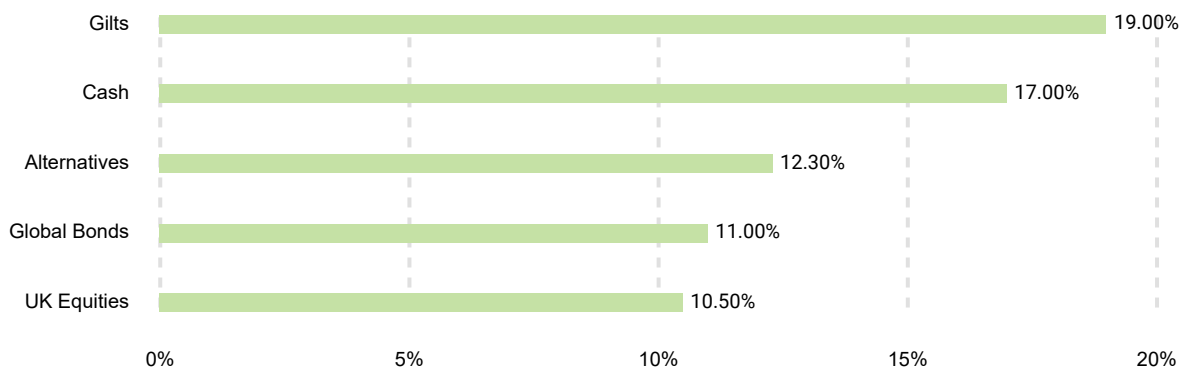
Portfolio Performance

Time Period*	1m	3m	6m	1yr	3yr	inception**
ASPIM Growth 2	0.41%	1.77%	2.75%	1.4%	7.48%	8.76%
IA Mixed Investment 0-35% Shares	0.27%	2.09%	0.79%	0.62%	5.53%	6.22%

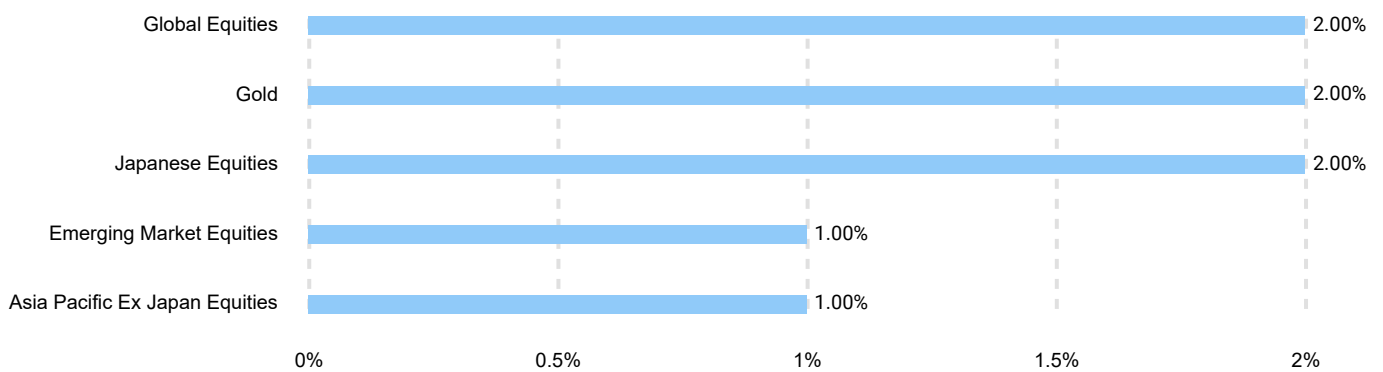
*Cumulative returns

**Inception date: 2nd June 2017

Top 5 Weights By Asset



Bottom 5 Weights By Asset

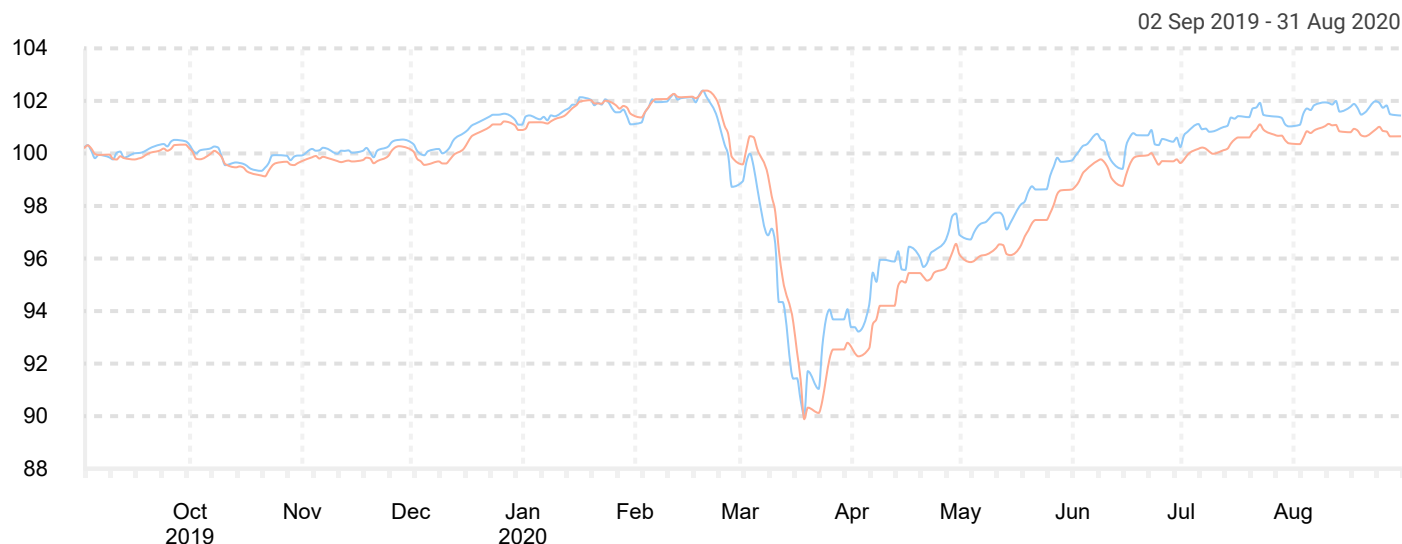


Top 10 Performance Contributors Over 1 Year

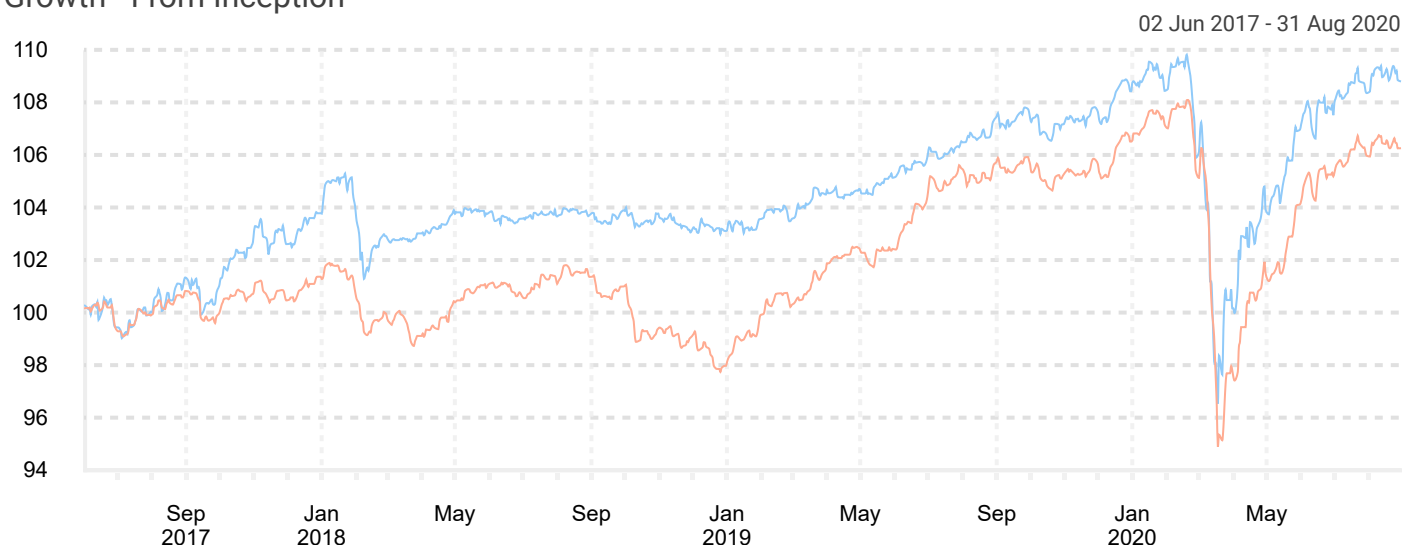
Investment	Contribution
Brown Advisory US Flexible Equity	0.24%
Sanlam Multi Strategy	0.23%
Artemis US Extended Alpha	0.19%
Liontrust Global Equity	0.15%
Janus Henderson Strategic Bond	0.13%
Allianz Strategic Bond	0.12%
Liontrust Special Situations	0.10%
iShares Physical Gold ETC	0.08%
Janus Henderson European Selected Opportunities	0.07%
VT Gravis UK Infrastructure Income	0.06%

Growth - Over 1 Year

● ASPIM Growth 2 ● IA Mixed Investment 0-35% Shares



Growth - From Inception



© 2020 ASPIM All Rights Reserved.

The ongoing cost figure represents the cost of the management of the portfolio including underlying fund ongoing charges, estimated transaction costs and discretionary management charge including VAT. The source of this data is FE Analytics. Fund performance is calculated bid to bid net of all charges with income reinvested at the payment date (Source: Bloomberg/Collidr).

Past performance is not a guide to future performance. The value of investments and any income from them can fall and you may get back less than you invested. (1) The information, data, analyses, and opinions contained herein (2) include the proprietary information of Albemarle Street Partners, (3) may not be copied or redistributed without prior permission (4) do not constitute investment advice offered by Albemarle Street Partners or any associated parties (5) are provided solely for informational purposes and therefore are not an offer to buy or sell a security, and (6) are not warranted to be correct, complete, or accurate.

Albemarle Street Partners shall not be responsible for any trading decisions, damages, or other losses resulting from, or related to, this information, data, analyses, or opinions or their use. (7) is intended for use by professional investors only. (8) ©Albemarle Street Partners 2019. All rights reserved. Albemarle Street Partners is a trading name of Atlantic House Fund Management LLP, which is authorised and regulated by the Financial Conduct Authority ("FCA"). FCA Number: 58630